



US00D364252S

United States Patent [19] Henke

[11] Patent Number: **Des. 364,252**

[45] Date of Patent: ****Nov. 14, 1995**

[54] **HAND TOOL**

[75] Inventor: **David R. Henke**, Maple Grove, Minn.

[73] Assignee: **Warner Manufacturing Company**,
Minneapolis, Minn.

[**] Term: **14 Years**

[21] Appl. No.: **23,817**

[22] Filed: **Jun. 1, 1994**

[52] U.S. Cl. **D32/42; D8/107**

[58] Field of Search **D32/40, 41, 42,
D32/43, 46, 47, 48, 49, 52; D7/688, 693,
695, 69; D4/116, 118; 15/121, 232, 236.01,
236.02, 245, 245.1, 236.07, 236.08, 236.09,
236.05, 105; D8/45, 105, 11**

[56] **References Cited**

PUBLICATIONS

"Plastic Knives & Scrapers", Warner Manufacturing Company, Minneapolis, Minn., 1-page brochure.
"Point of Sale Displays", Warner Manufacturing Company, Minneapolis, Minn., 1-page brochure.
"Warner 100 Series D.I.Y. Cutlery", Warner Tools, Minneapolis, Minn., 1-page brochure.
"New Professional Drywall Knives and New 3 in 1 Refinishing Tool from Warner", Warner Tools, Minneapolis,

Minn., 1-page brochure.

"Warner Cutlery", Warner Tools, Minneapolis, Minn., 1-page brochure.

"Warner Knives", Warner Tools, Minneapolis, Minn., 1-page brochure.

Warner Manufacturing Company 1-page brochure showing pictures of 16 knives manufactured by Warner.

Photographs (Exhibits 1 through 17).

Primary Examiner—Susan J. Lucas

Assistant Examiner—Cynthia E. Ramirez

Attorney, Agent, or Firm—Merchant, Gould, Smith, Edell, Welter & Schmidt

[57] CLAIM

The ornamental design for handle of hand tool, as shown and described.

DESCRIPTION

FIG. 1 is a front, top, right perspective view of a handle of a hand tool showing my new design;

FIG. 2 is a left side elevational view thereof;

FIG. 3 is a right side elevational view thereof;

FIG. 4 is a top plan view thereof;

FIG. 5 is a bottom plan view thereof;

FIG. 6 is a front elevational view thereof; and,

FIG. 7 is a back elevational view thereof.

1 Claim, 2 Drawing Sheets

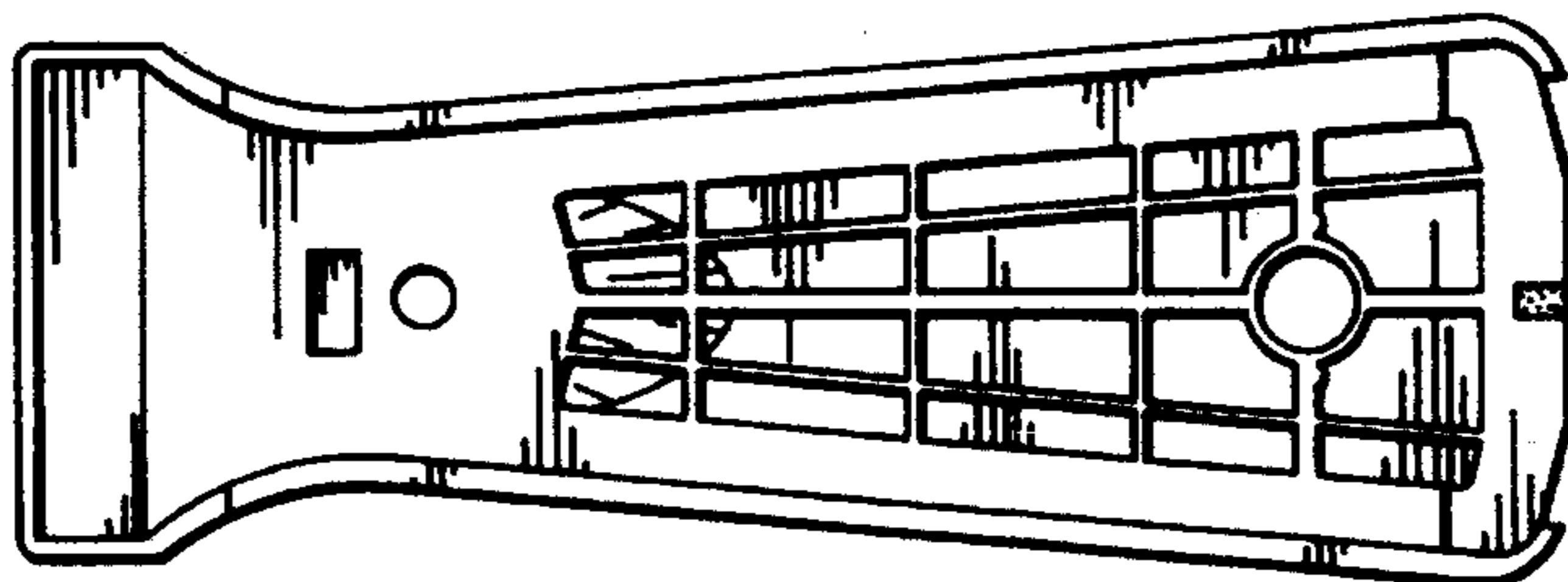
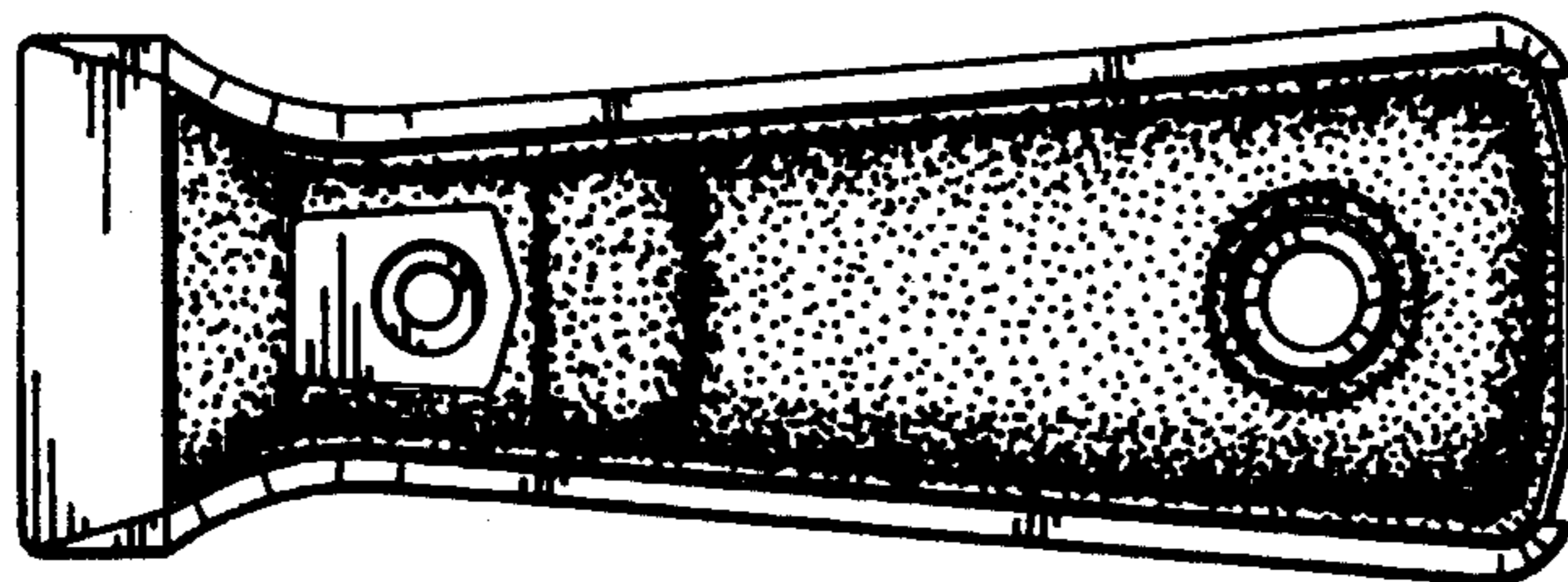
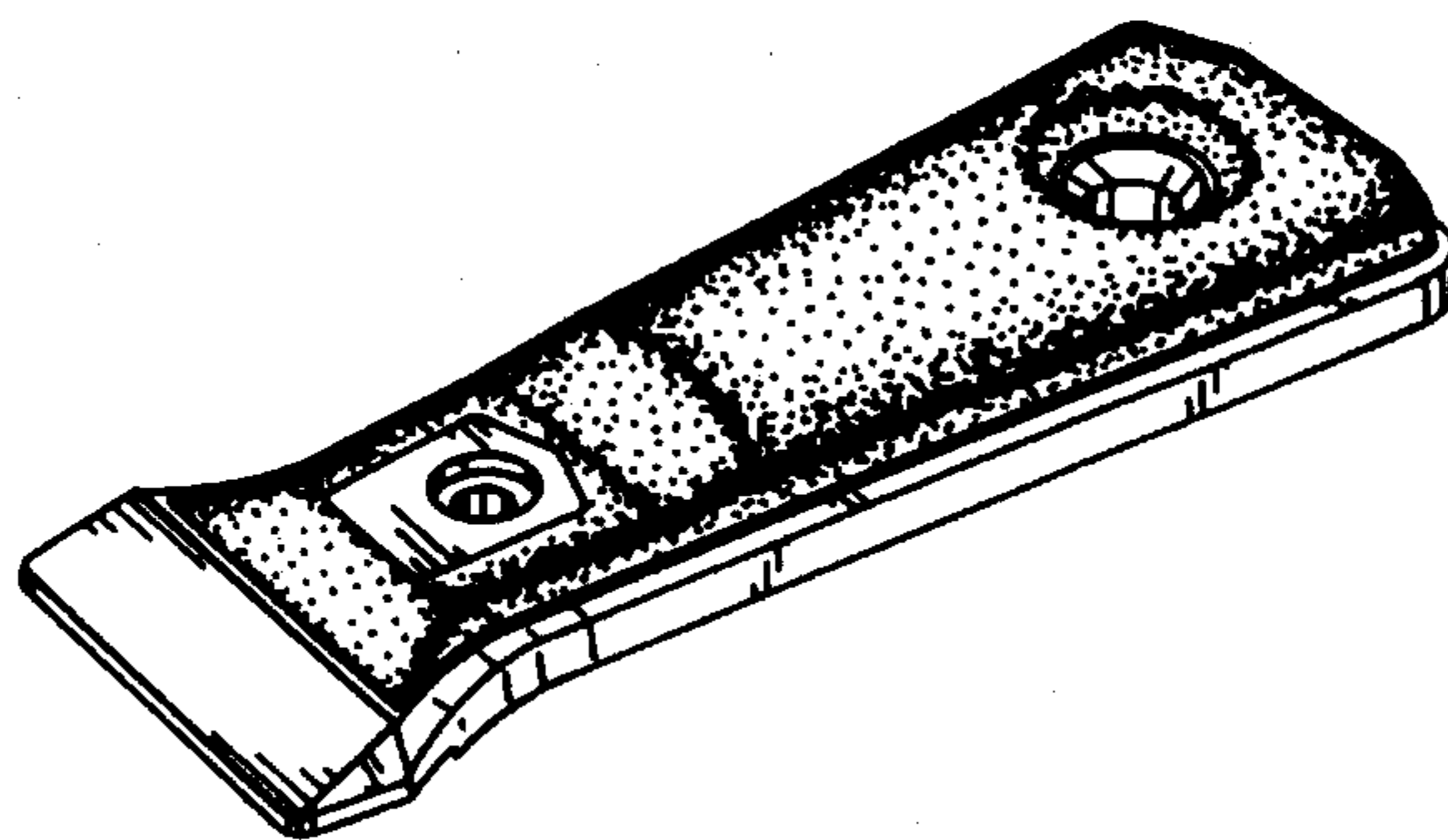


FIG. 1

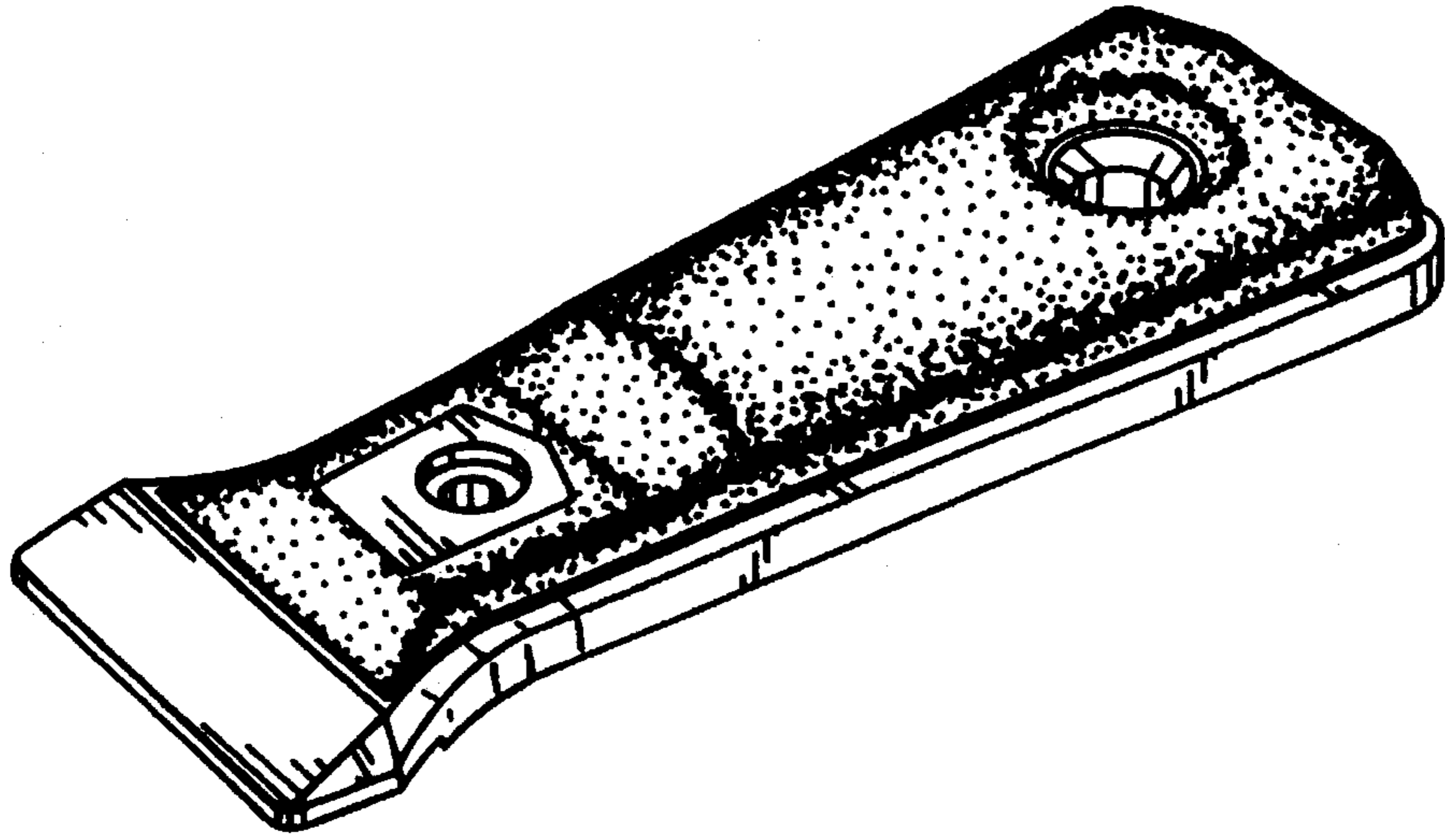


FIG. 2




FIG. 3




FIG. 4

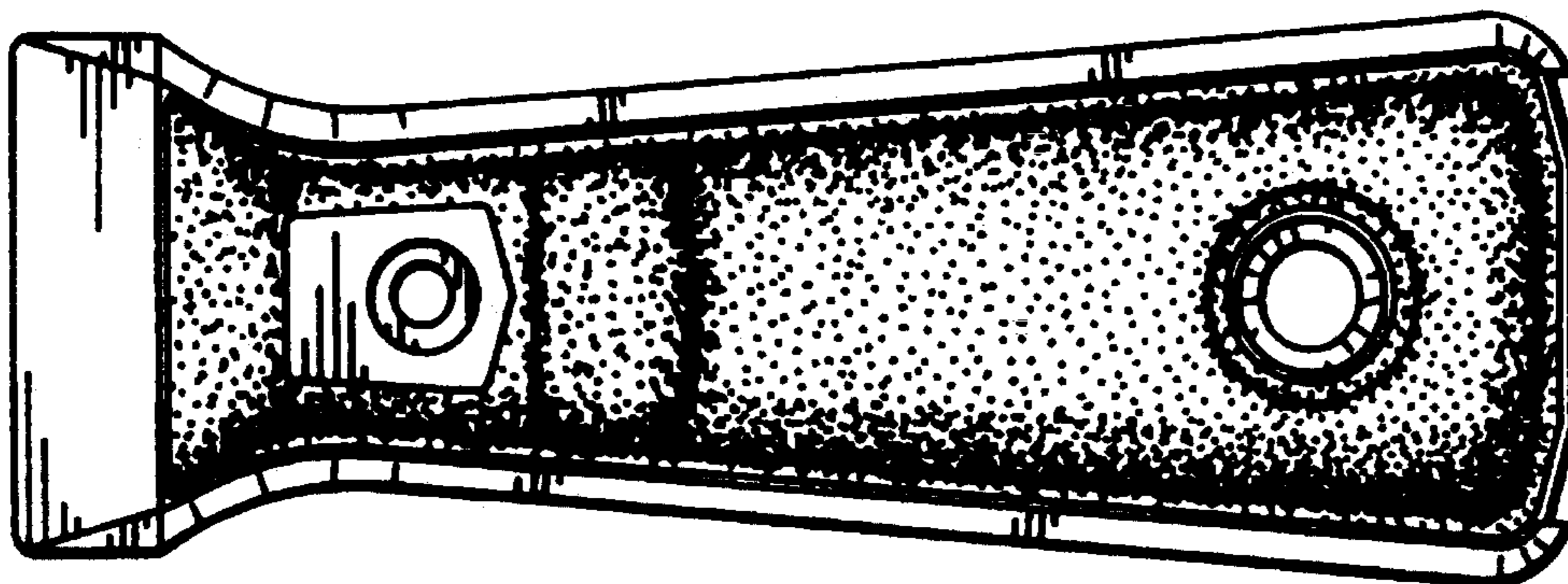


FIG. 5




FIG. 6



FIG. 7

