



US00D364232S

United States Patent [19]

Siebelink

[11] Patent Number: **Des. 364,232**

[45] Date of Patent: ****Nov. 14, 1995**

[54] **GAZEBO**

[76] Inventor: **Robert J. Siebelink**, 1851 SW.
Farragut, Wyoming, Mich. 49509

[**] Term: **14 Years**

[21] Appl. No.: **20,664**

[22] Filed: **Mar. 30, 1994**

[52] U.S. Cl. **D25/19; D25/1; D25/16;**
D25/56

[58] Field of Search **D25/1, 16, 22,**
D25/18, 19, 56; 52/86, 90.1, 81.2, 82, 80.1,
80.2

[56] **References Cited**

U.S. PATENT DOCUMENTS

D. 88,957	1/1933	Gerhardt	D25/18 X
D. 288,490	2/1987	Giraudet	D25/56
D. 306,761	3/1990	Caraco	D25/1 X
4,426,814	1/1984	Stuhmer	D25/22 X
4,733,508	3/1988	Greenblatt	D25/22 X
4,739,594	4/1988	Langford et al.	52/82
5,197,241	3/1993	Romeo et al.	52/82

OTHER PUBLICATIONS

Popular Science, May 1989, p. 147, Gazebo, lower right.

Primary Examiner—Doris V. Coles
Attorney, Agent, or Firm—Price, Heneveld, Cooper, DeWitt & Litton

[57] **CLAIM**

The ornamental design for a gazebo, as shown and described.

DESCRIPTION

FIG. 1 is a perspective view of a gazebo showing my new design;


FIG. 2 is a fragmentary front elevational view, showing one of eight, identical faces;

FIG. 3 is a fragmentary side elevational view disclosing an opposing pair of one of eight identical trusses;

FIG. 4 is a top view thereof; and,

FIG. 5 is a front half elevational view of FIG. 1, the rear half being omitted for the convenience of illustration.

1 Claim, 5 Drawing Sheets






FIG. 1

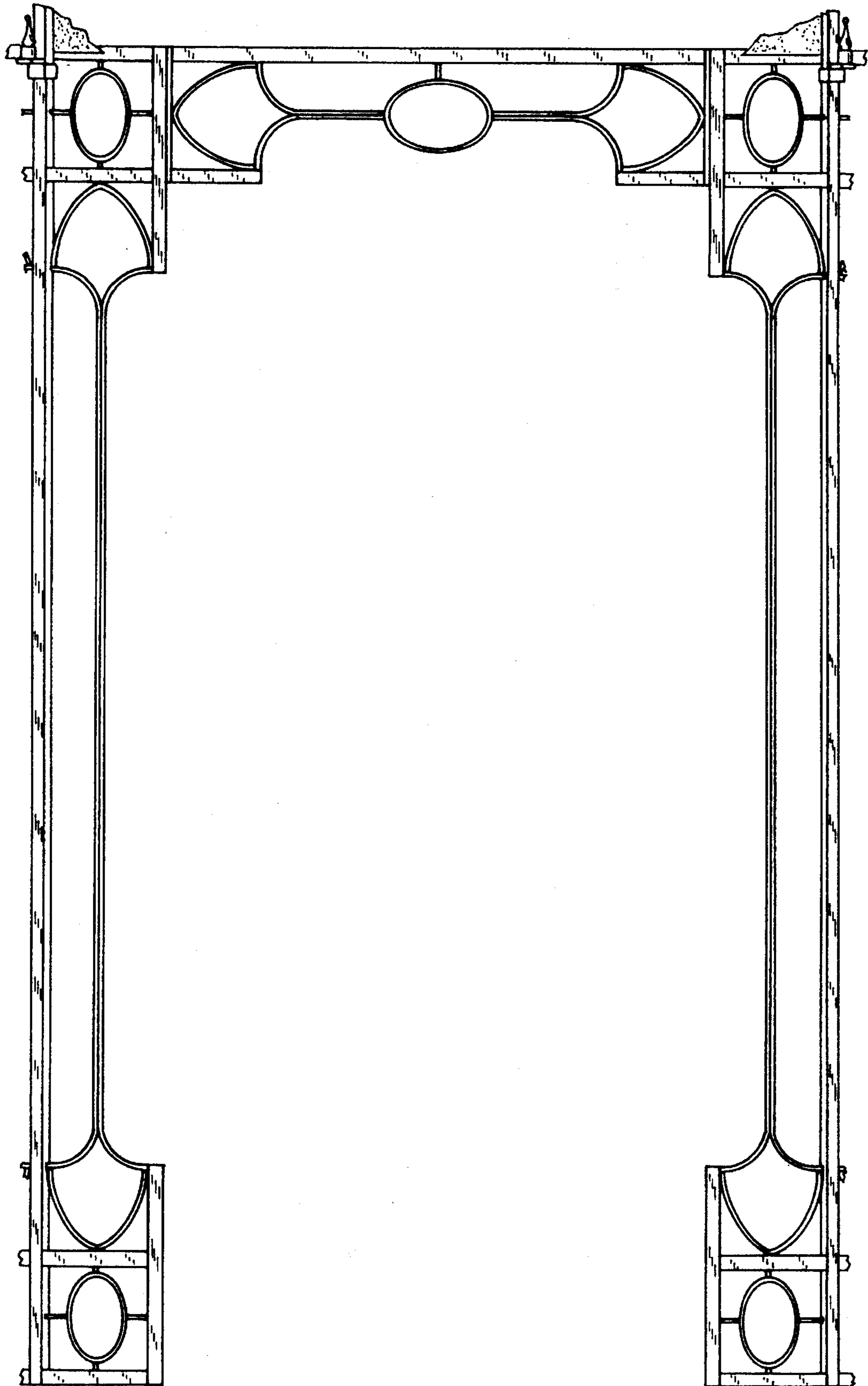


FIG. 2

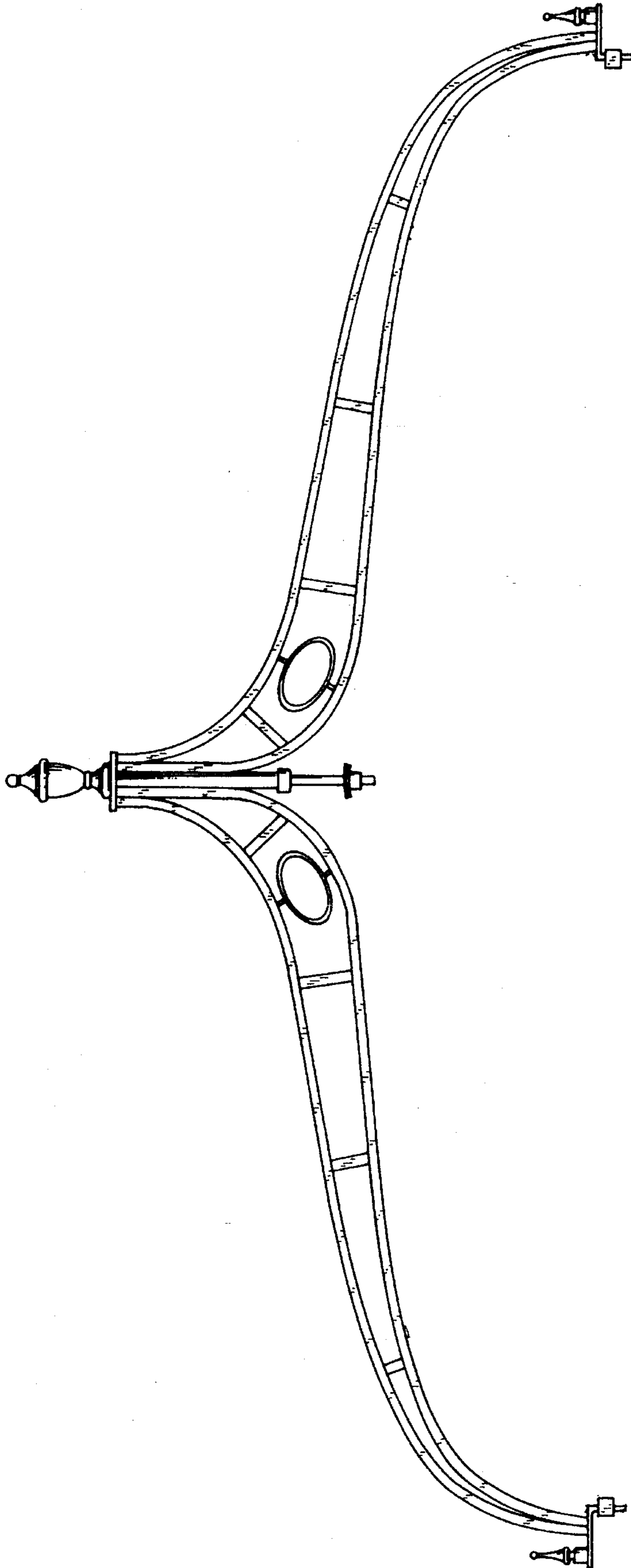


FIG. 3

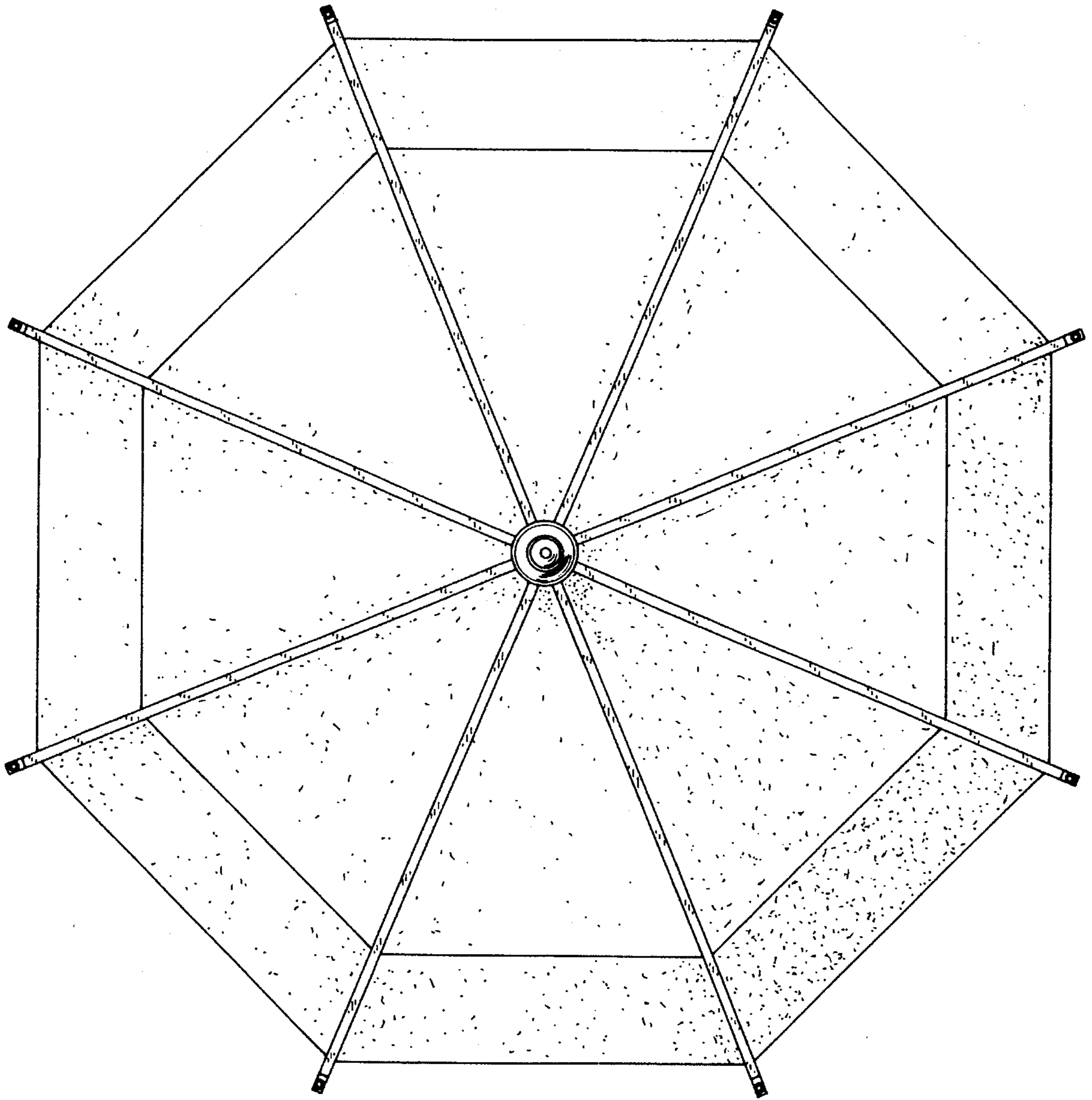


FIG. 4

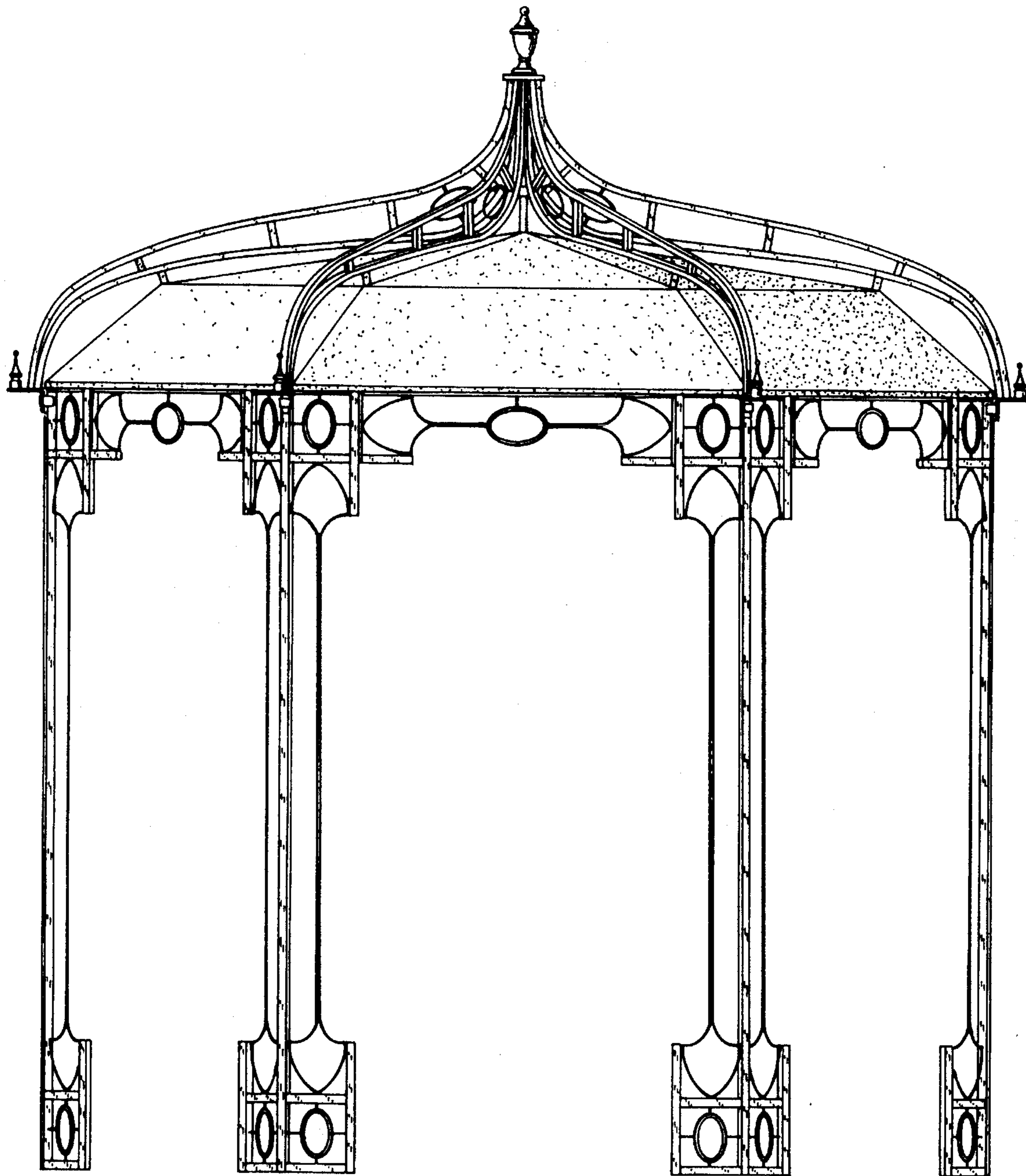


FIG. 5