



US00D364202S

United States Patent [19]

Benson

[11] **Patent Number: Des. 364,202**

[45] **Date of Patent: **Nov. 14, 1995**

[54] **EXERCISE BENCH**

[75] **Inventor: Anna L. Benson, Columbia, S.C.**

[73] **Assignee: The Firm, Inc., Columbia, S.C.**

[**] **Term: 14 Years**

[21] **Appl. No.: 27,481**

[22] **Filed: Aug. 22, 1994**

[52] **U.S. Cl. D21/191**

[58] **Field of Search D21/191; D6/335,
D6/349, 601; D30/160; D24/190, 191, 183;
482/142, 140, 141**

[56] **References Cited**

U.S. PATENT DOCUMENTS

D. 201,687	7/1965	Barnett	D24/183
D. 262,227	12/1981	Dryden	D21/191
D. 322,872	12/1991	Holbrook	D6/335
D. 326,976	6/1992	Wickis, Jr. et al.	D6/601
D. 331,167	11/1992	Sköld	D6/601

D. 336,134	6/1993	Kalatsky	D24/190
D. 336,203	6/1993	Lin	D6/601
4,927,139	5/1990	Taltre	482/142

Primary Examiner—Ted Shooman
Assistant Examiner—Philip Hyder
Attorney, Agent, or Firm—Ralph Bailey

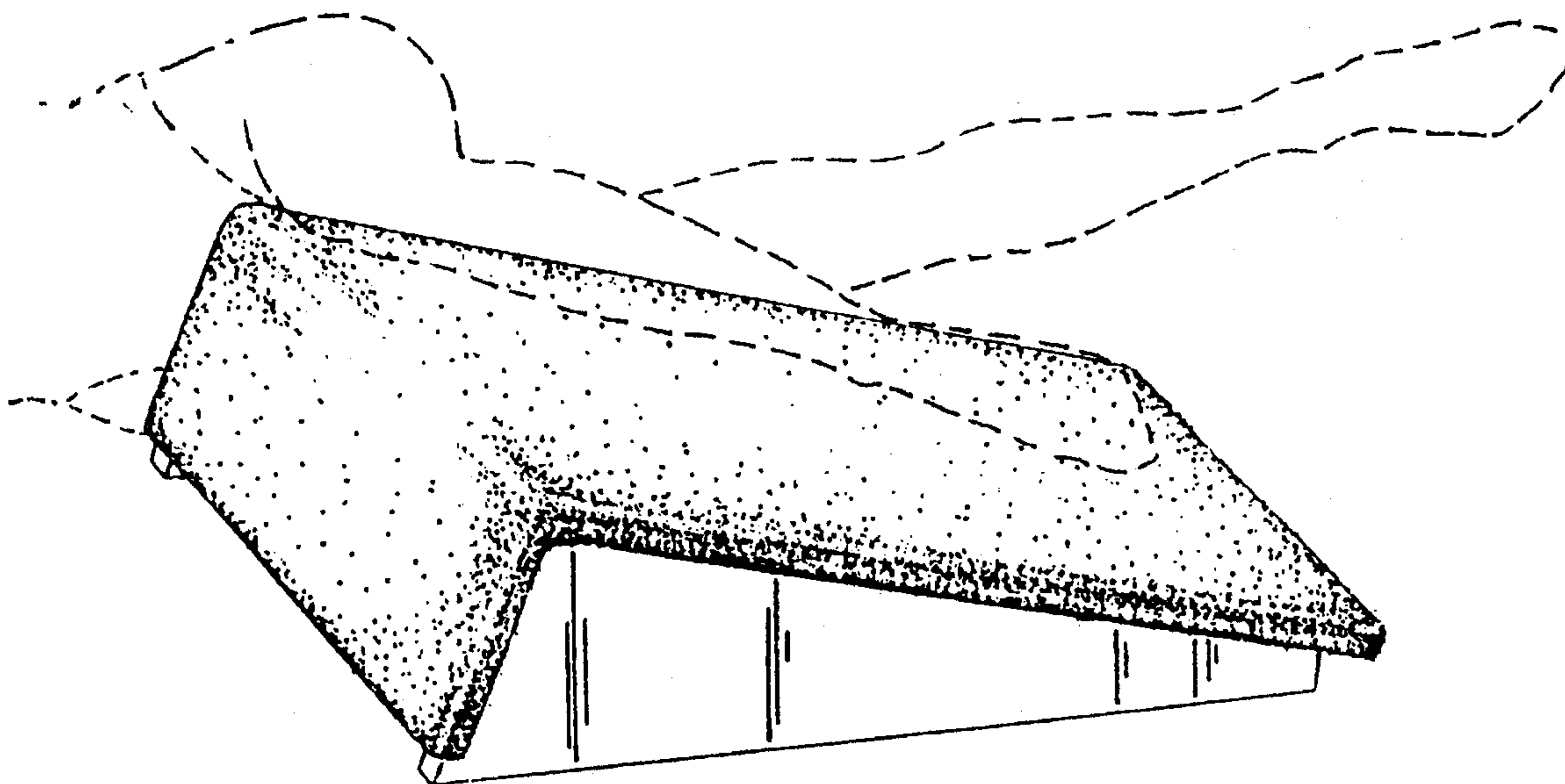
[57] **CLAIM**

The ornamental design for an exercise bench, as shown and described.

DESCRIPTION

FIG. 1 is a front right perspective view illustrating an incline/decline bench showing my new design; FIG. 2 is a rear left perspective view thereof; FIG. 3 is a top plan view thereof; and, FIG. 4 is a bottom plan view thereof. The broken line showing of the person in FIG. 1 is for illustrative purposes only and forms no part of the claimed design.

1 Claim, 2 Drawing Sheets



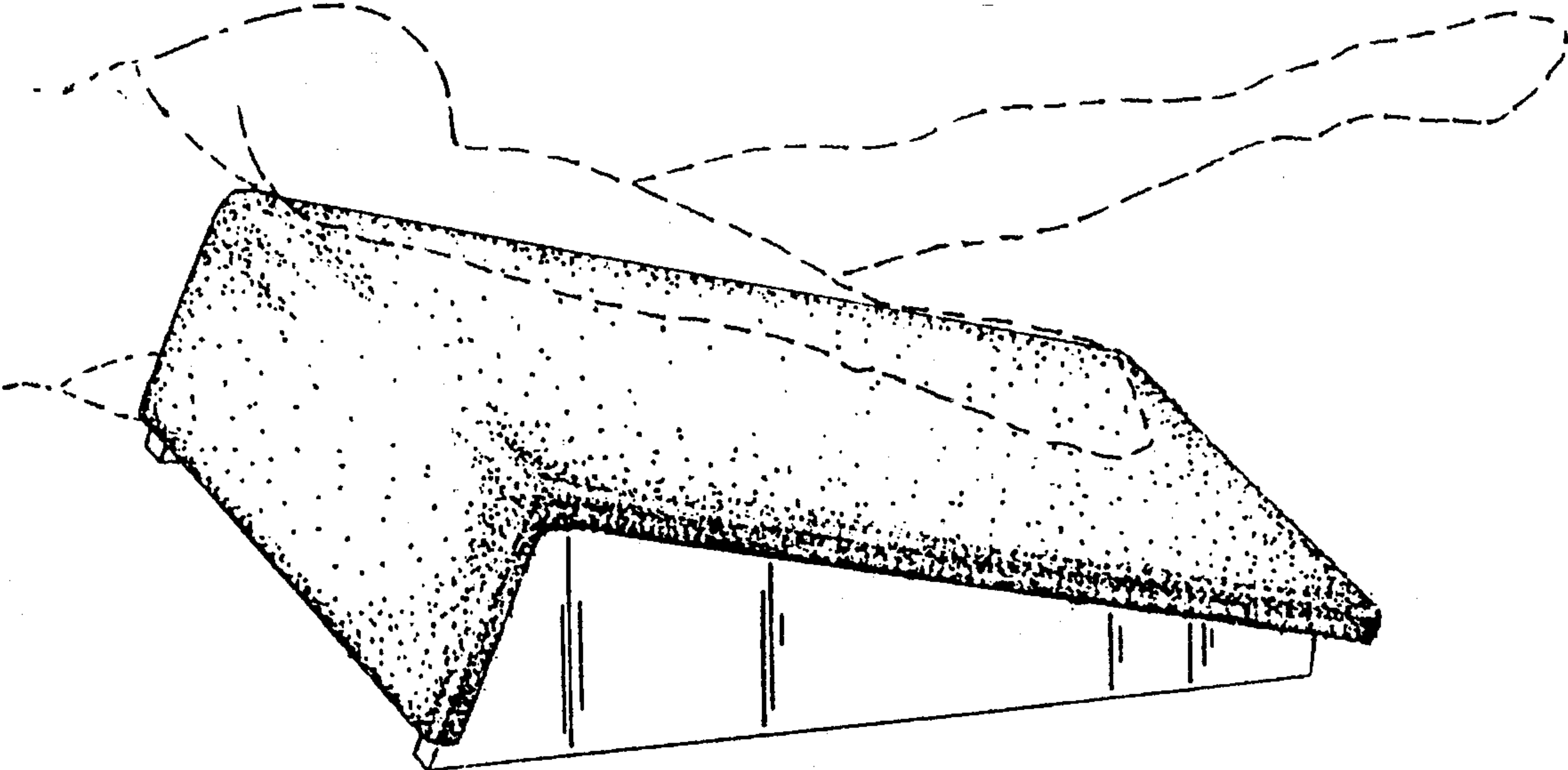


Fig. 1

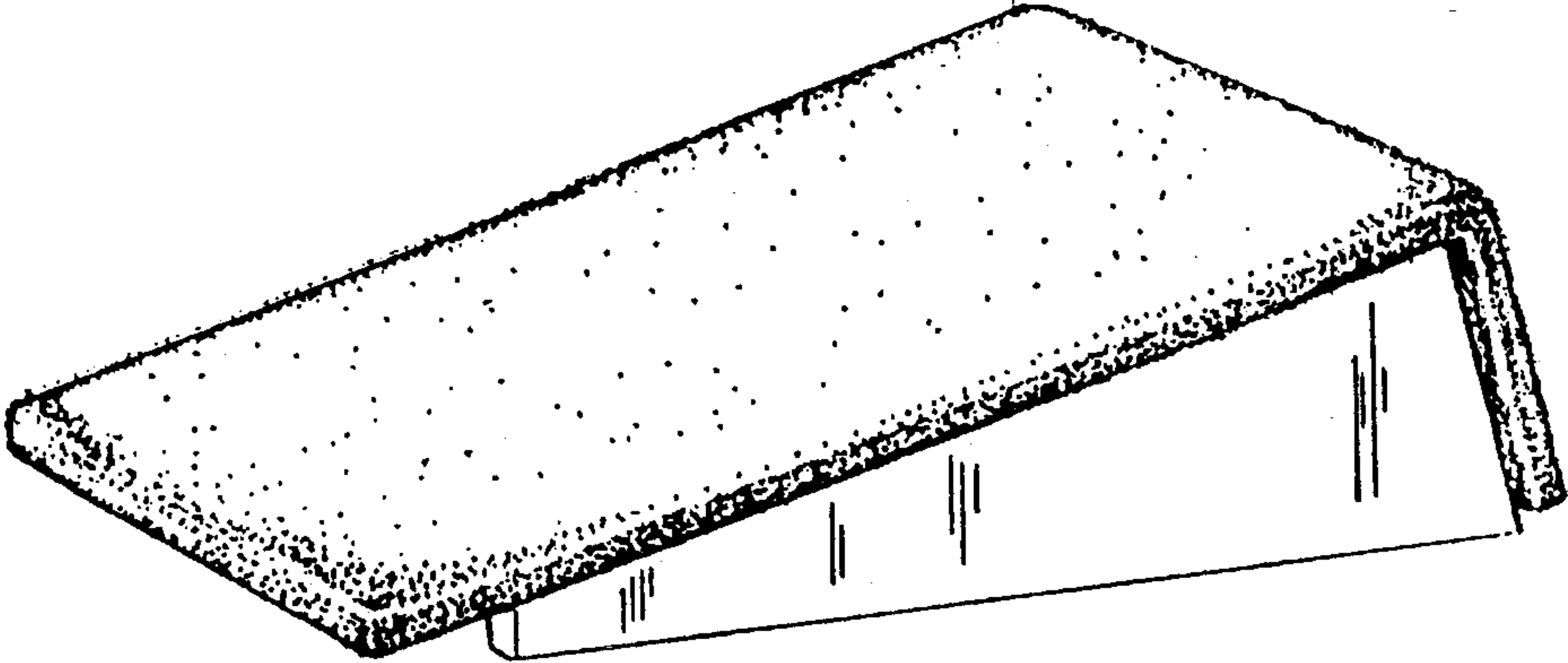


Fig. 2




Fig. 3

Fig. 4

