



US00D364163S

United States Patent [19]

[11] Patent Number: **Des. 364,163**

Scheid et al.

[45] Date of Patent: ****Nov. 14, 1995**

[54] **SELECTIVE CALL RECEIVER**

[75] Inventors: **William J. Scheid**, Coral Springs;
David P. Townsend, West Palm Beach,
both of Fla.

[73] Assignee: **Motorola, Inc.**, Schaumburg, Ill.

[**] Term: **14 Years**

[21] Appl. No.: **14,904**

[22] Filed: **Nov. 4, 1993**

[52] U.S. Cl. **D14/191**

[58] Field of Search D14/124, 191,
D14/192, 299; 340/311.1; 455/38.1-38.4,
90, 92, 100, 343

[56] **References Cited**

U.S. PATENT DOCUMENTS

D. 303,669 9/1989 Scheid et al. D14/191
D. 314,382 2/1991 Scheid et al. .
D. 325,579 4/1992 Bouhuys D14/191

D. 327,267 6/1992 Scheid et al. .
D. 343,619 1/1994 Townsend et al. D14/191
D. 343,620 1/1994 Scheid et al. D14/191
D. 352,035 11/1994 Townsend et al. D14/191

Primary Examiner—Ted Shooman
Assistant Examiner—Nanda Bondade
Attorney, Agent, or Firm—R. Louis Breeden


[57] **CLAIM**

The ornamental design for a selective call receiver, as shown and described.

DESCRIPTION

FIG. 1 is a front elevation view of a selectice call receiver showing our new design;
FIG. 2 is a rear elevation view thereof;
FIG. 3 is a top plan view thereof;
FIG. 4 is a bottom plan view thereof;
FIG. 5 is a right side elevation view thereof;
FIG. 6 is a left side elevation view thereof; and,
FIG. 7 is a top, front, and right side perspective view thereof.

1 Claim, 2 Drawing Sheets



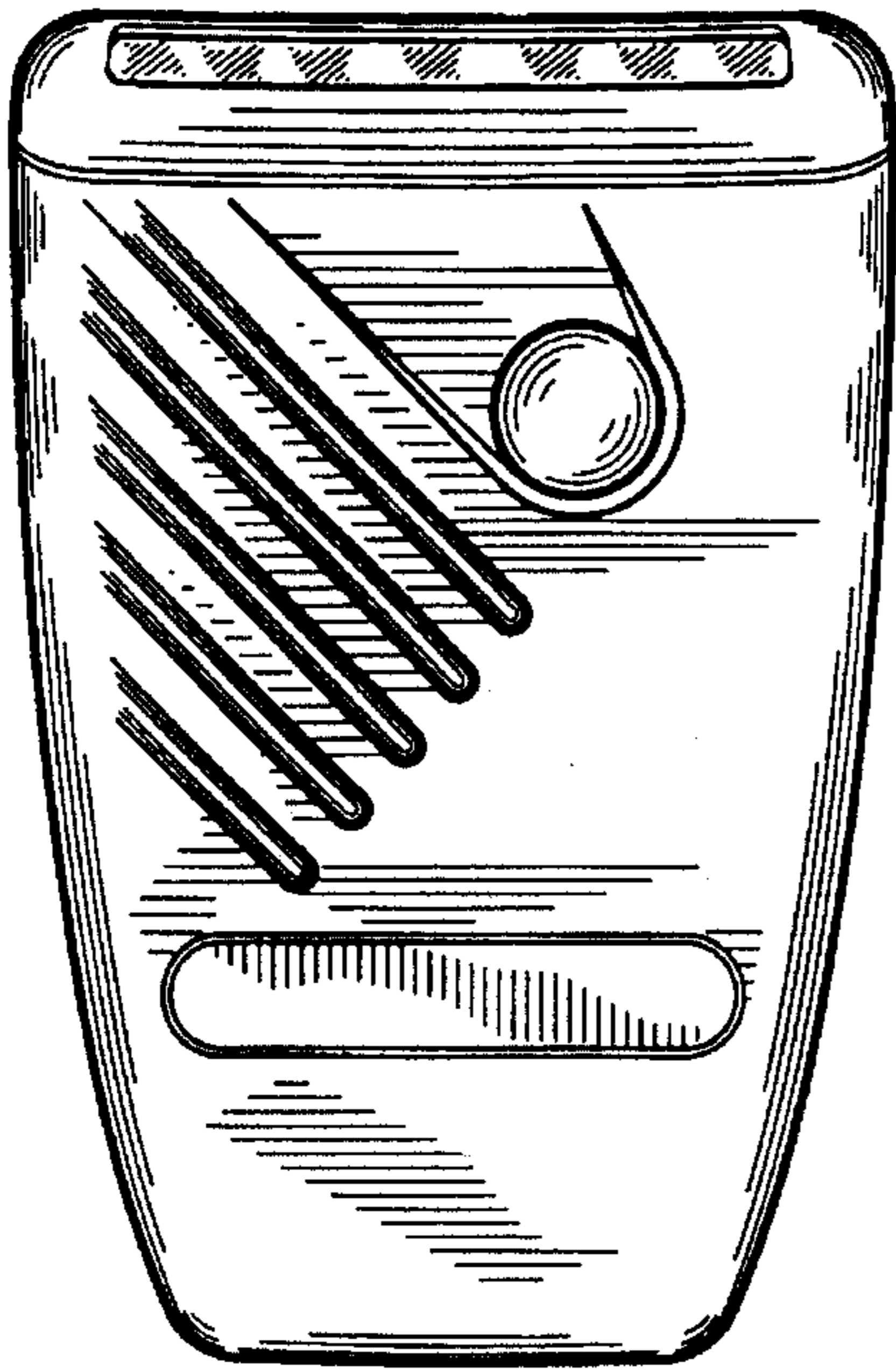


FIG. 1

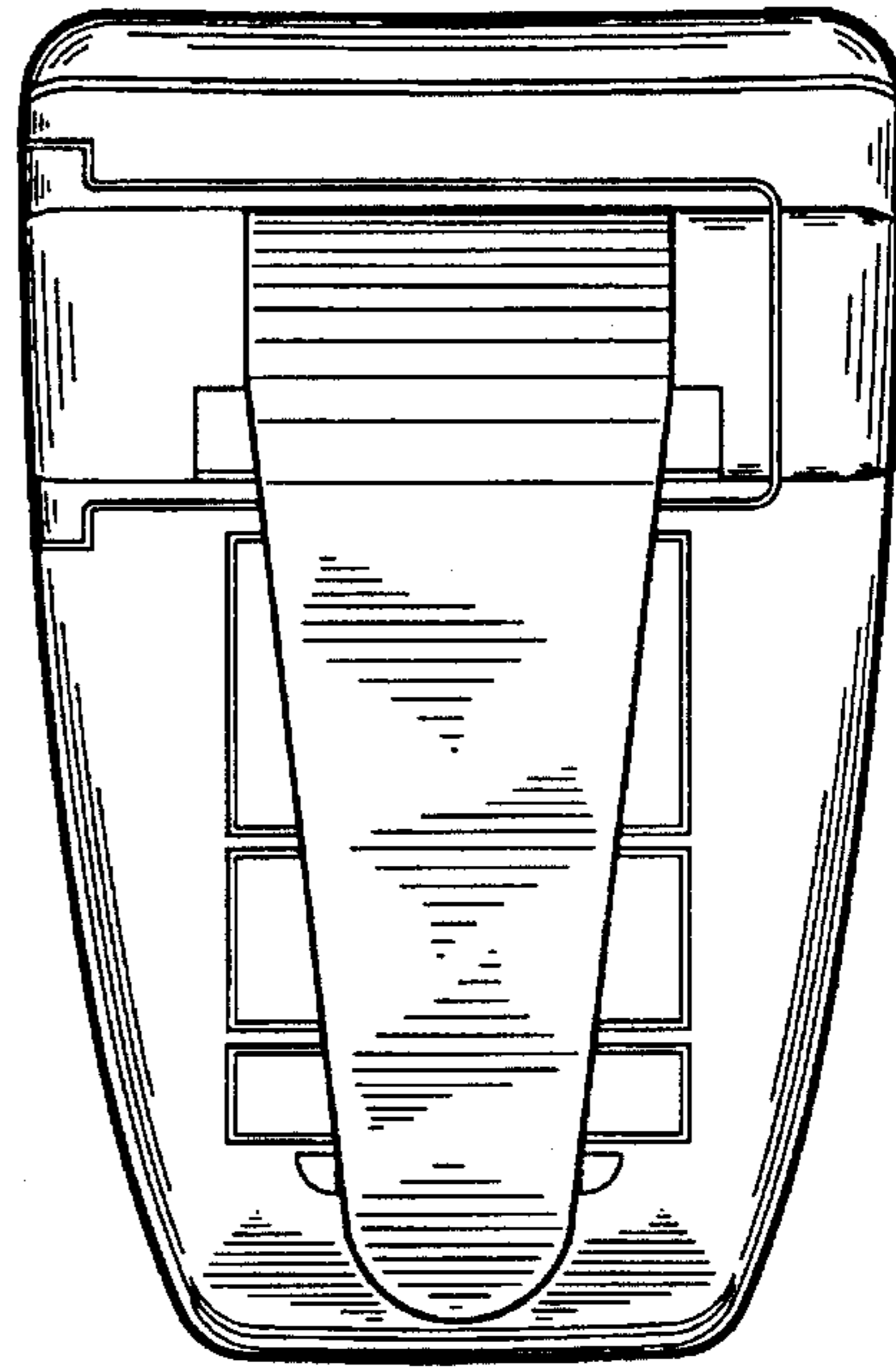


FIG. 2




FIG. 3




FIG. 4

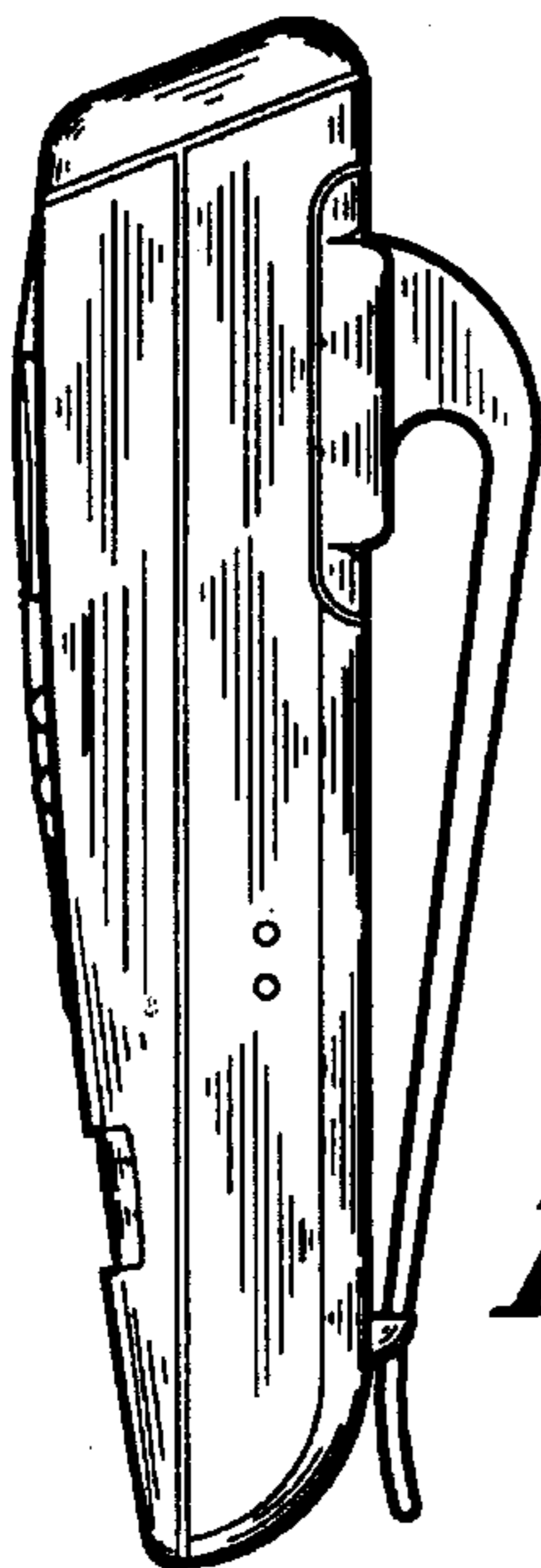


FIG. 5

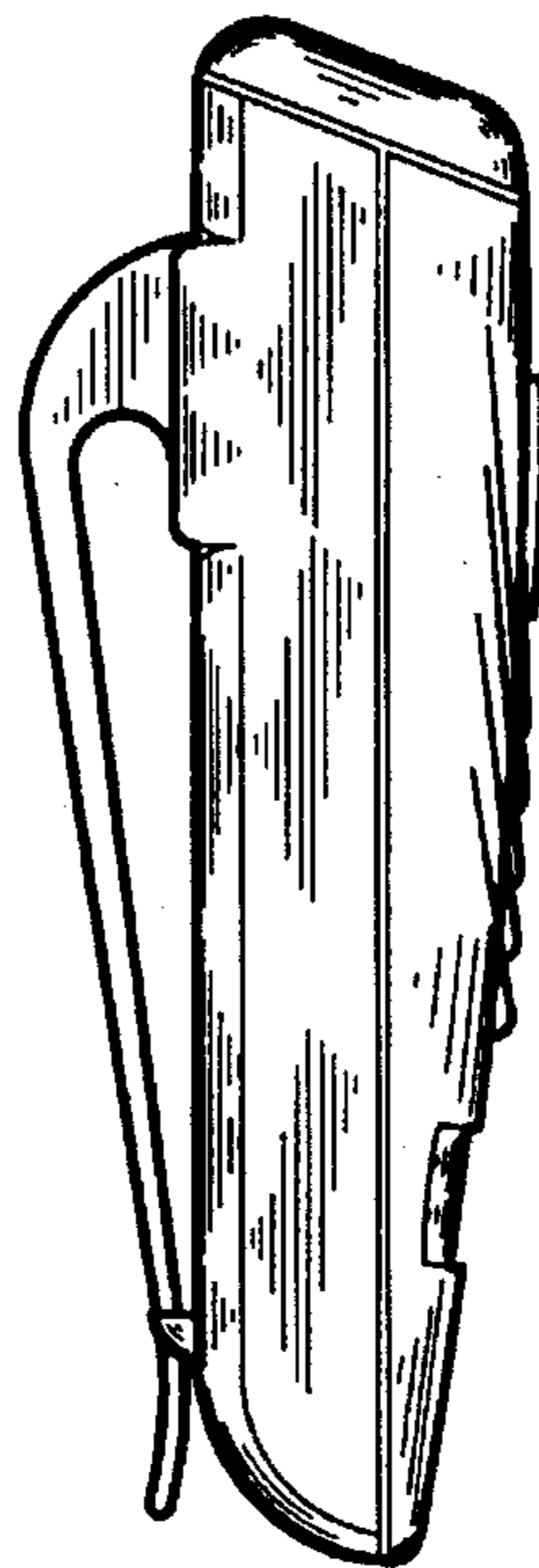


FIG. 6




FIG. 7