



US00D364145S

United States Patent [19]

Beneville et al.

[11] Patent Number: Des. 364,145

[45] Date of Patent: **Nov. 14, 1995

[54] SLIM PROFILE COMPUTER HOUSING

[75] Inventors: **Laura L. Beneville**, Beaverton; **Bret W. Gutzka**, Aloha, both of Oreg.

[73] Assignee: **Canon Computer Systems, Inc.**, Costa Mesa, Calif.

[**] Term: **14 Years**

[21] Appl. No.: **24,089**

[22] Filed: **Jun. 8, 1994**

[52] U.S. Cl. **D14/100**; D14/109

[58] Field of Search D14/100, 102, D14/107-109; D13/162, 184, 199; 312/208.1, 223.2, 223.3, 194; 360/97.01, 97.04, 98.01, 99.01, 99.12; 361/600, 622, 724-728

[56] **References Cited**

U.S. PATENT DOCUMENTS

D. 304,823	11/1989	Pfeifer et al.	D14/100
D. 338,453	8/1993	Martin	D14/100
D. 342,724	12/1993	Yurkonis et al.	D14/109 X
4,479,198	10/1984	Romano et al.	364/900
4,742,478	5/1988	Nigro, Jr. et al.	364/708
4,769,764	9/1988	Levanon	364/708
5,038,308	8/1991	Le et al.	364/708
5,051,868	9/1991	Leverault et al.	361/395
5,124,885	6/1992	Liu	361/391
5,136,468	8/1992	Wong et al.	361/393
5,175,670	12/1992	Wang	361/390
5,214,567	5/1993	Feightner et al.	361/393
5,224,024	6/1993	Tu et al.	364/429

Primary Examiner—Freda S. Nunn

Attorney, Agent, or Firm—Fitzpatrick, Cella, Harper & Scinto

[57] **CLAIM**

The ornamental design for a slim profile computer housing, as shown and described.

DESCRIPTION

FIG. 1 is a perspective view of my new slim profile computer housing;

FIG. 2 is a top view of the slim profile computer housing;

FIG. 3 is a bottom view of the slim profile computer housing;

FIG. 4 is a front elevational view of the slim profile computer housing;

FIG. 5 is a right-hand side elevational view of one embodiment of the slim profile computer housing;

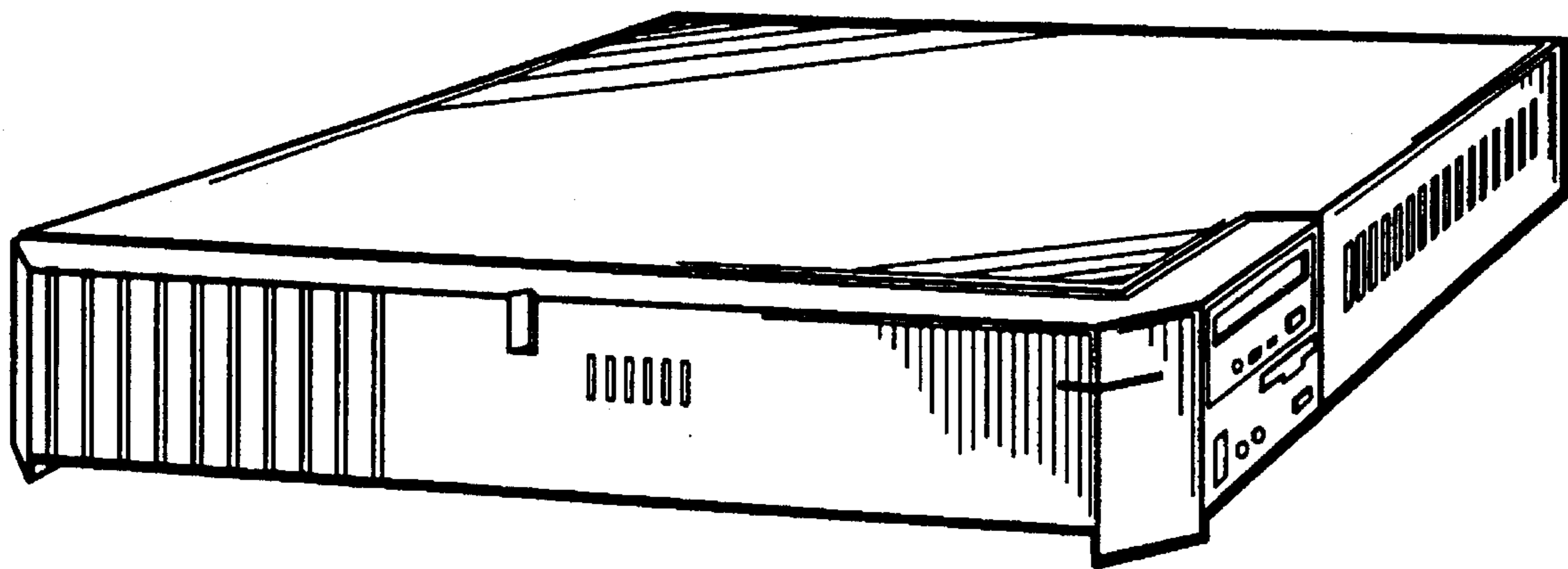
FIG. 6 is a left-hand side elevational view of the slim profile computer housing;

FIG. 7 is a rear elevational view of the slim profile computer housing;

FIG. 8 is a reduced perspective view of the slim profile computer housing wherein a display positioned on top and a keyboard positioned in front are shown in broken lines for illustrative purposes only and form no part of the claimed design; and,

FIG. 9 is a right hand side elevational view of an alternate embodiment of the slim profile computer housing wherein the only difference resides in the appearance of the right side panel.

1 Claim, 3 Drawing Sheets



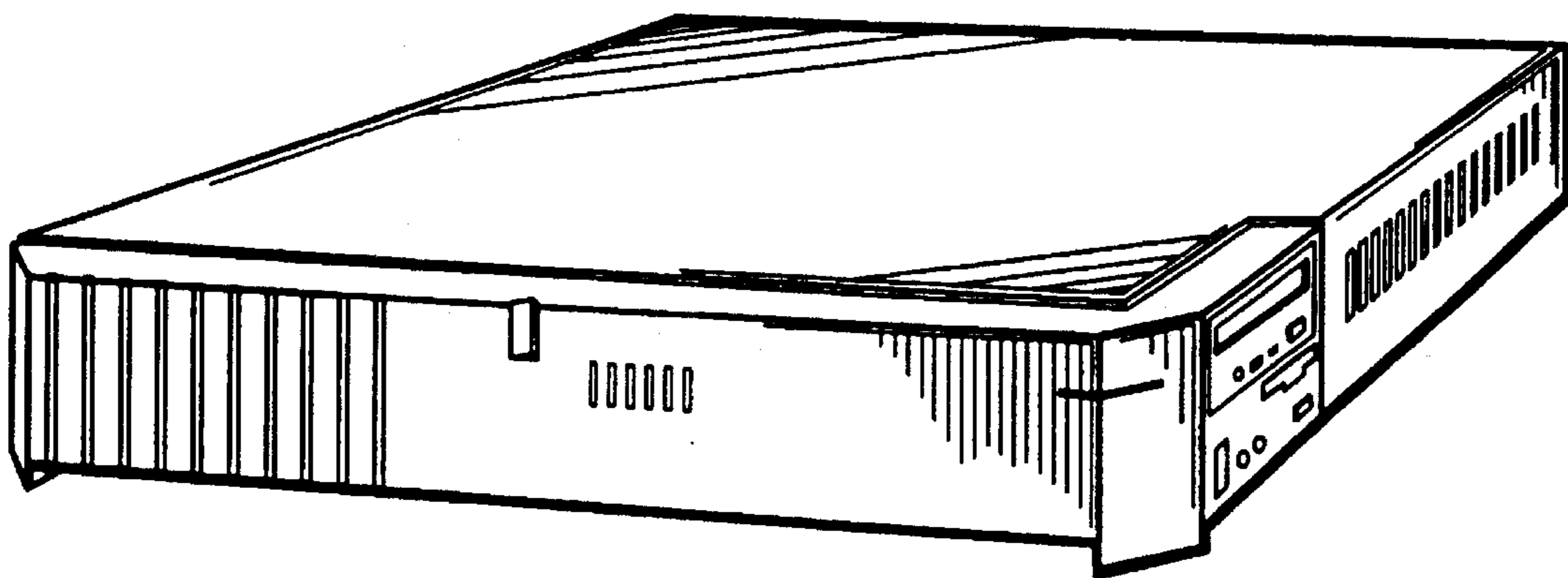


FIG. 1

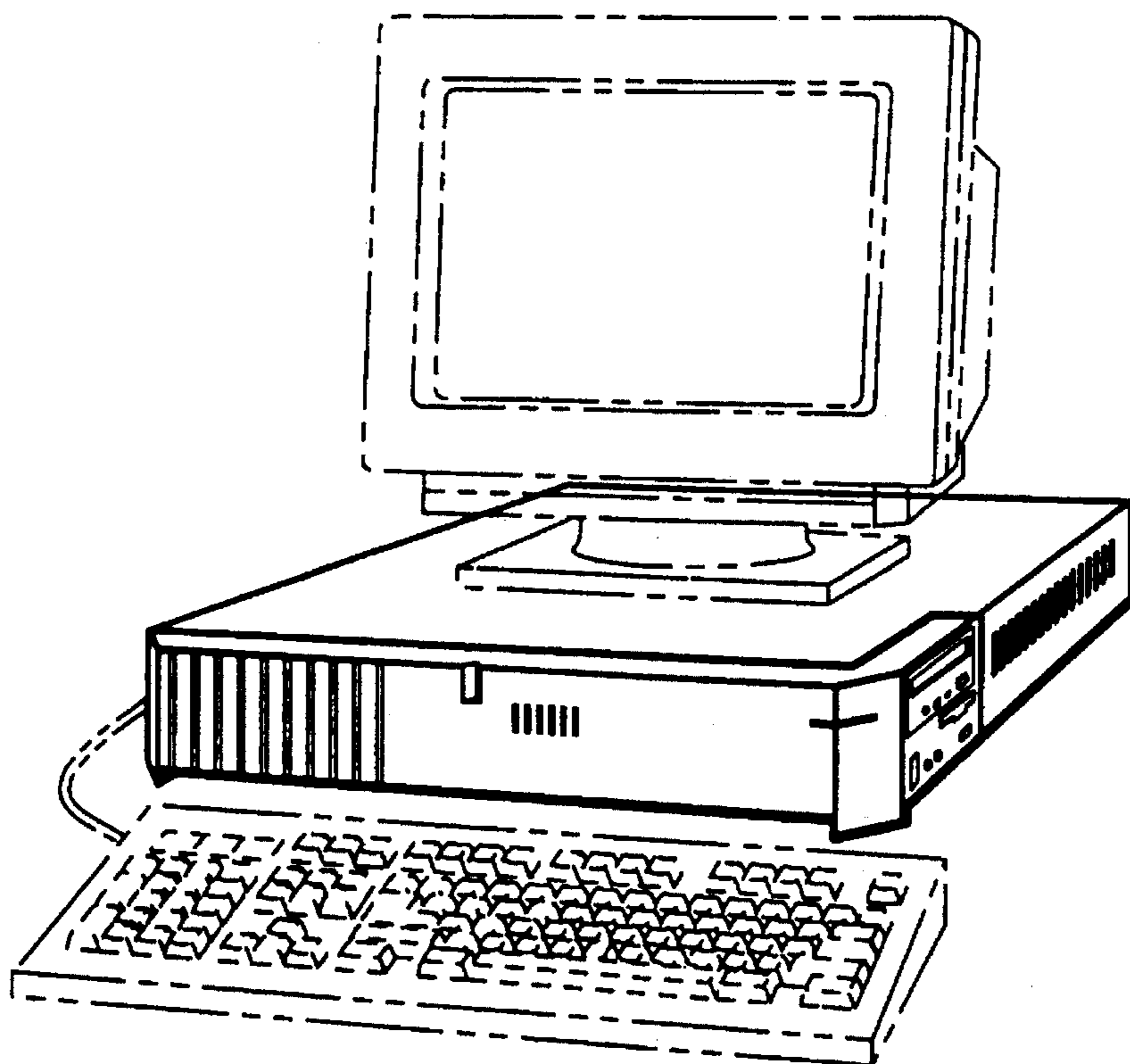


FIG. 8

FIG. 2

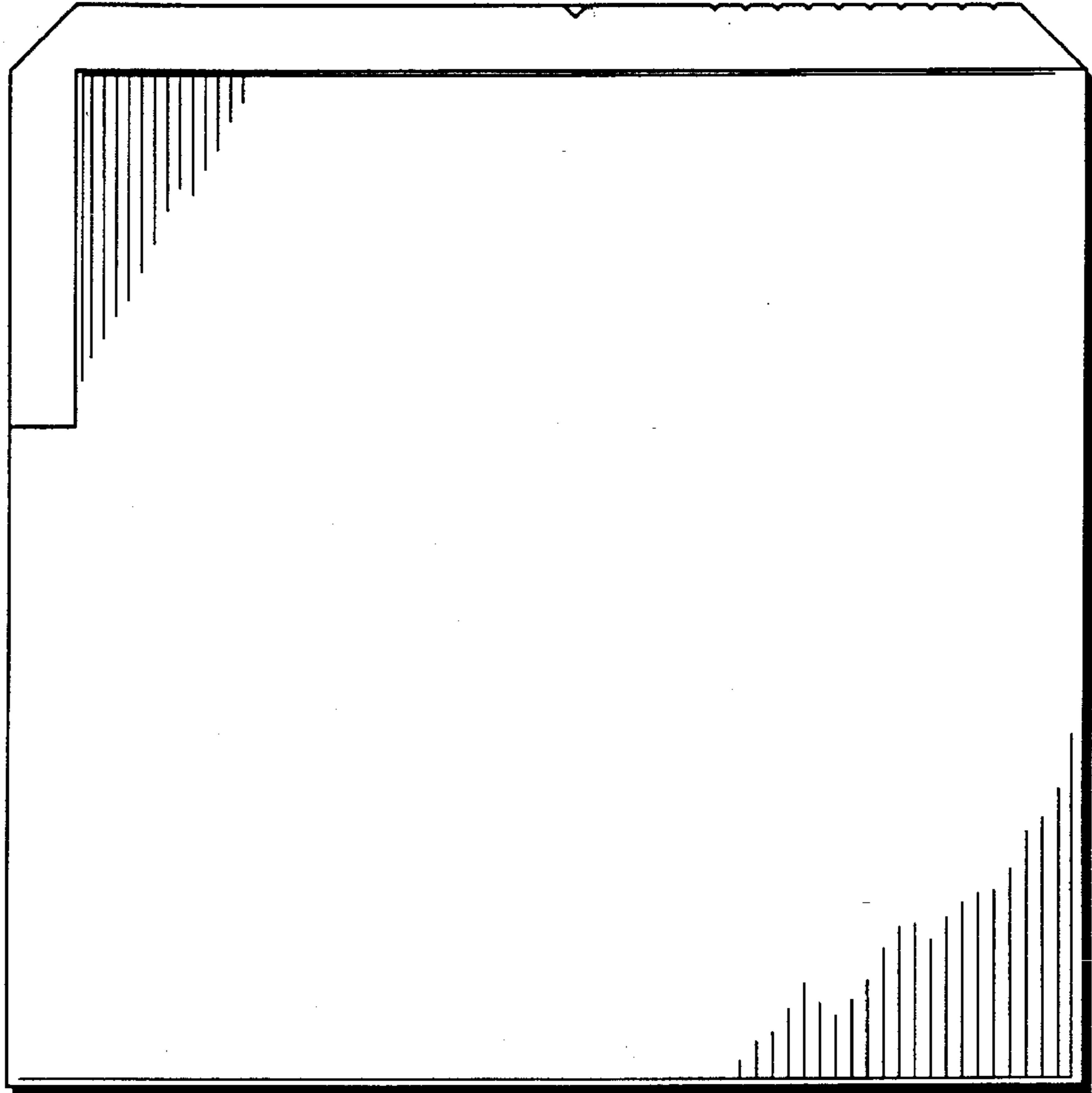
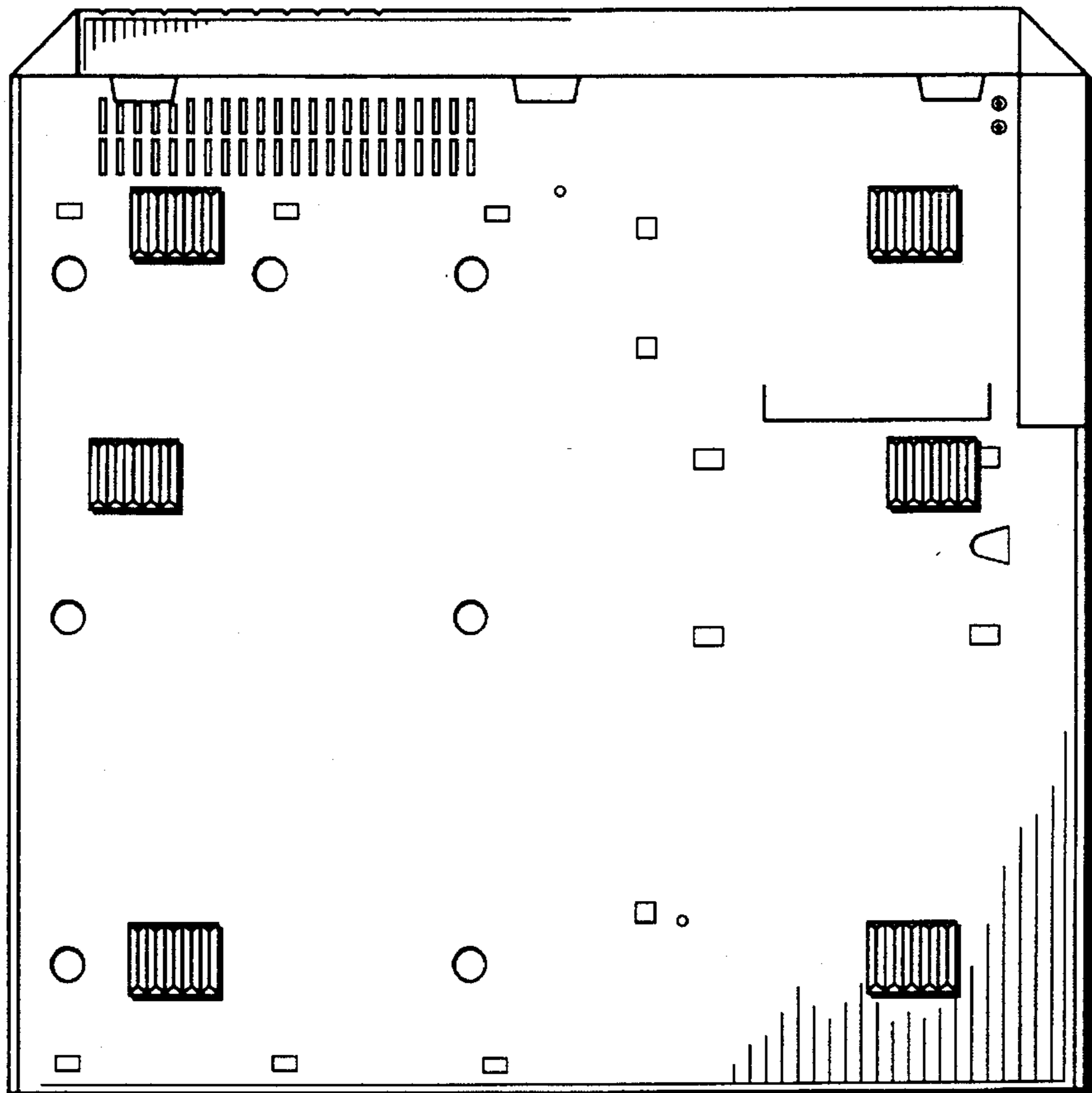


FIG. 3



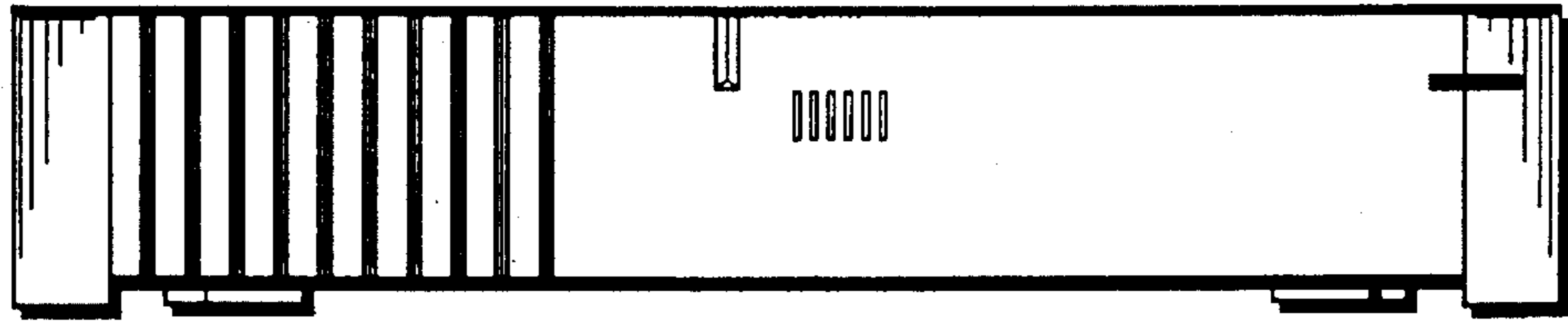


FIG. 4




FIG. 5




FIG. 6

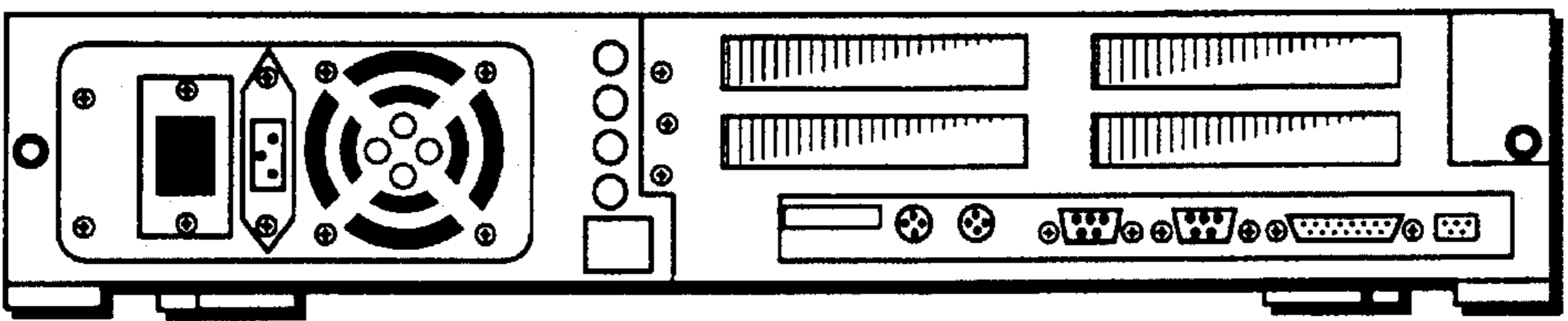


FIG. 7

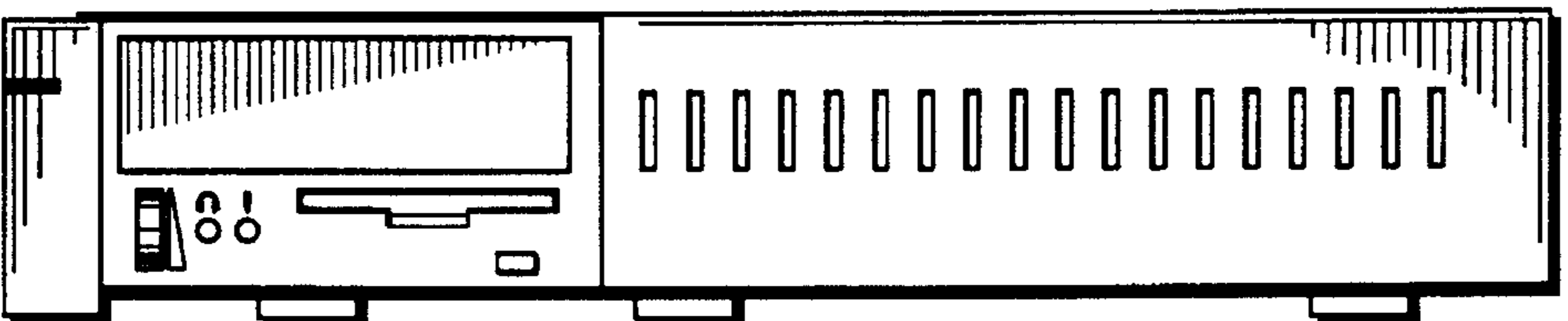


FIG. 9