



US00D364100S

**United States Patent** [19]  
**Giardiello**

[11] **Patent Number: Des. 364,100**

[45] **Date of Patent: \*\*Nov. 14, 1995**

[54] **WRISTWATCH**

[75] Inventor: **Barbara Giardiello**, Napes, Italy

[73] Assignee: **Arttime SA**, Neuchatel, Switzerland

[\*\*] Term: **14 Years**

[21] Appl. No.: **28,083**

[22] Filed: **Sep. 7, 1994**

[30] **Foreign Application Priority Data**

Mar. 8, 1994 [WO] WIPO ..... DMA/002449

[52] U.S. Cl. .... **D10/39; D10/30**

[58] Field of Search ..... D10/1-40, 122-132;  
368/280-282, 276-277, 285

[56] **References Cited**

**U.S. PATENT DOCUMENTS**

D. 336,439 6/1993 Krieger ..... D10/30  
D. 356,961 4/1995 Giardiello ..... D10/30

**OTHER PUBLICATIONS**

*Swiss Watch and Jewelry Journal*—Feb. 1989—p. 354—watches.  
*Hong Kong Enterprise*—Oct. 1990—p. 109—watches.

*Primary Examiner*—Nelson C. Holtje

*Attorney, Agent, or Firm*—Sughrue, Mion, Zinn, Macpeak & Seas

[57] **CLAIM**

The ornamental design for a wristwatch, as shown and described.

**DESCRIPTION**

FIG. 1 is a perspective view of a wristwatch showing my new design;

FIG. 2 is a top plan view thereof.

FIG. 3 is a bottom plan view thereof;


FIG. 4 is a side elevational view of one side thereof;

FIG. 5 is a side elevational view of an opposite side thereof;

FIG. 6 is an end elevational view of one end thereof; and,

FIG. 7 is an end elevational view of an opposite end thereof.

**1 Claim, 4 Drawing Sheets**





# FIG. 1






FIG. 2

---




FIG. 3

---





FIG. 4




FIG. 5






FIG. 6




FIG. 7

