



US00D364099S

# United States Patent [19]

[11] Patent Number: **Des. 364,099**

**Bergeron**

[45] Date of Patent: **\*\*Nov. 14, 1995**

[54] WATCH

D. 297,313 8/1988 Claude ..... D10/33  
D. 339,990 10/1993 Polenberg ..... D10/126 X

[76] Inventor: **Hubert Bergeron**, PH 10-120 Donald Street, Winnipeg, Manitoba, Canada, R3C 4G2

### OTHER PUBLICATIONS

*Jeweler's Circular-Keystone*-Oct. 1985-p. 125-Watch at Bottom Right.  
*Gulfsmith Cat.*-Apr. 1992-p. 31-Clock at Bottom-Right.  
*Bruce Bolind Cat.*-p. 62-"Pool" clock at right.

[\*\*] Term: **14 Years**

[21] Appl. No.: **27,456**

*Primary Examiner*-Nelson C. Holtje  
*Attorney, Agent, or Firm*-Adrian D. Battison; Stanley G. Ade; Murray E. Thrift

[22] Filed: **Aug. 22, 1994**

[52] U.S. Cl. .... **D10/33; D10/126; D10/6**

[58] Field of Search ..... D10/1-40, 122-132;  
368/10, 223, 228, 232, 276-277, 280-282,  
285

### [57] CLAIM

The ornamental design for a watch, as shown and described.

### [56] References Cited

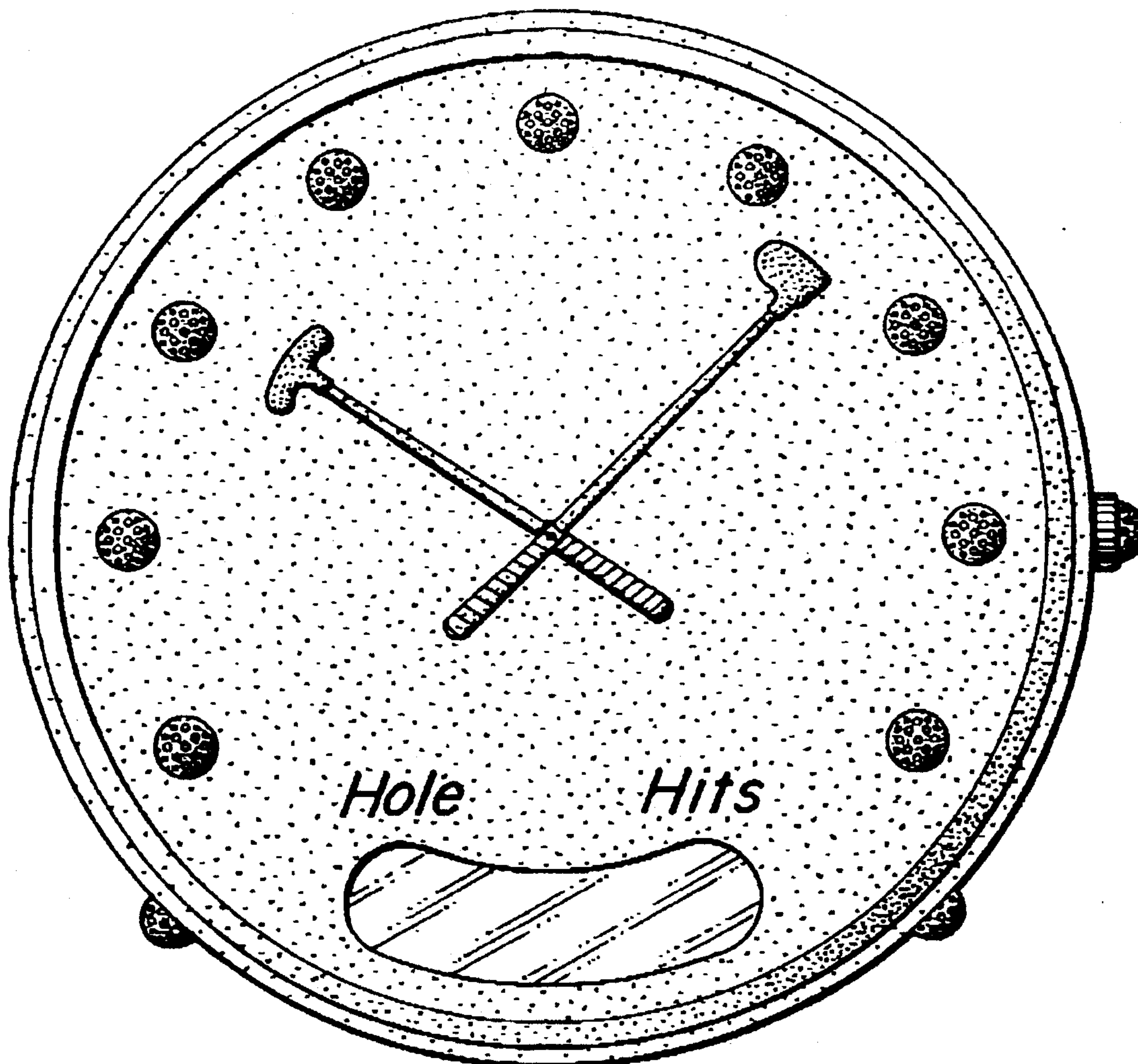
### DESCRIPTION

#### U.S. PATENT DOCUMENTS

D. 131,685	3/1942	Goldberg	.....	D10/126
D. 163,798	7/1951	Fargo	.....	D10/126 X
D. 175,465	8/1955	Gilson	.....	D10/6 X
D. 178,184	7/1956	Goldstein	.....	D10/126 X
D. 236,809	9/1975	Silva	.....	D10/6
D. 257,233	10/1980	Turner	.....	D10/6
D. 260,499	9/1981	Cabshaek	.....	D10/6 X

FIG. 1 is a top plan view of the watch showing my design; FIG. 2 is a bottom elevation of the watch of FIG. 1; FIG. 3 is a right hand side elevation of the watch of FIG. 1; FIG. 4 is a left hand side elevation of the watch of FIG. 1; FIG. 5 is a top elevation of the watch of FIG. 1; and, FIG. 6 is a bottom plan view of the watch of FIG. 1.

**1 Claim, 2 Drawing Sheets**



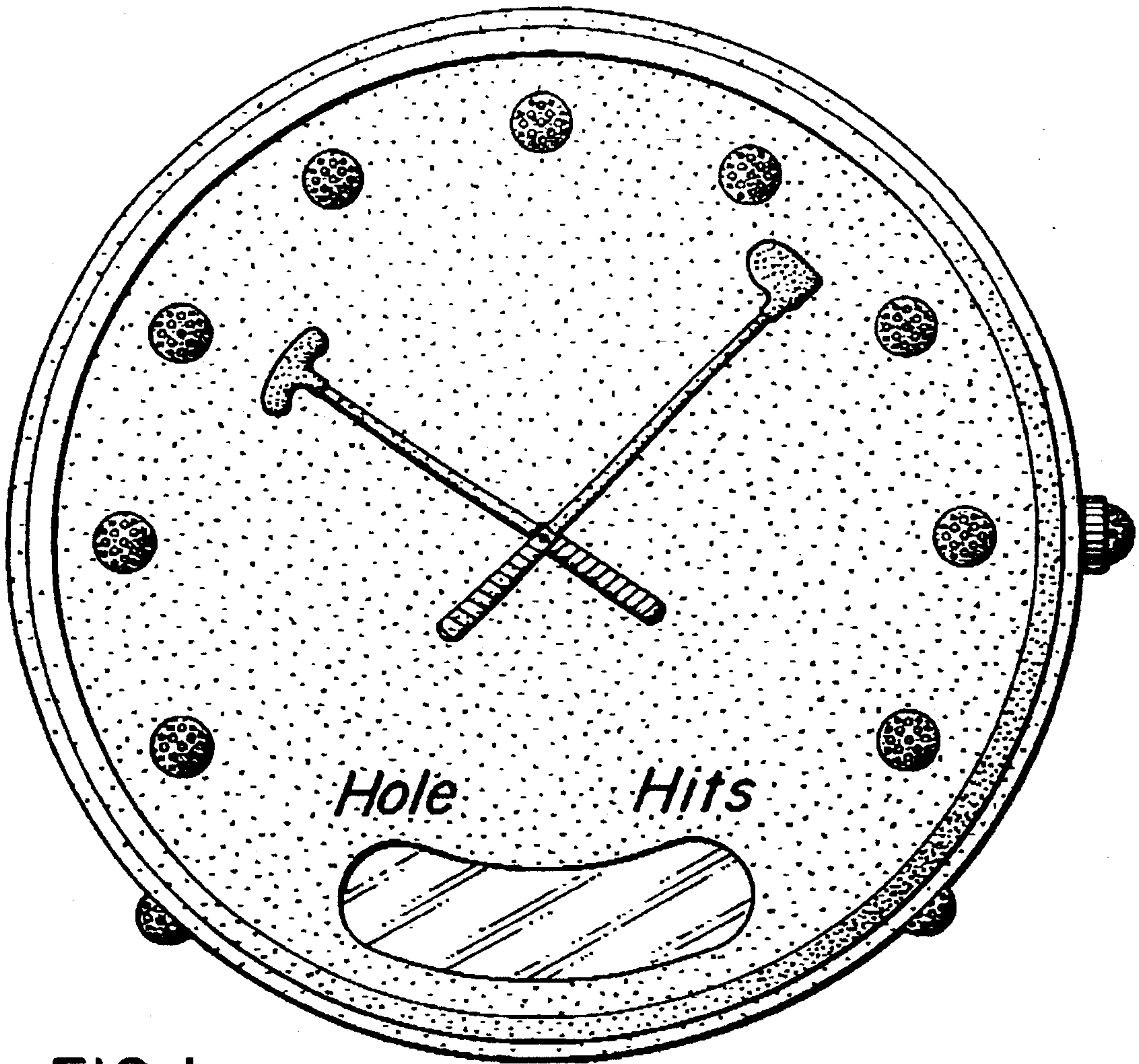


FIG. 1




FIG. 2

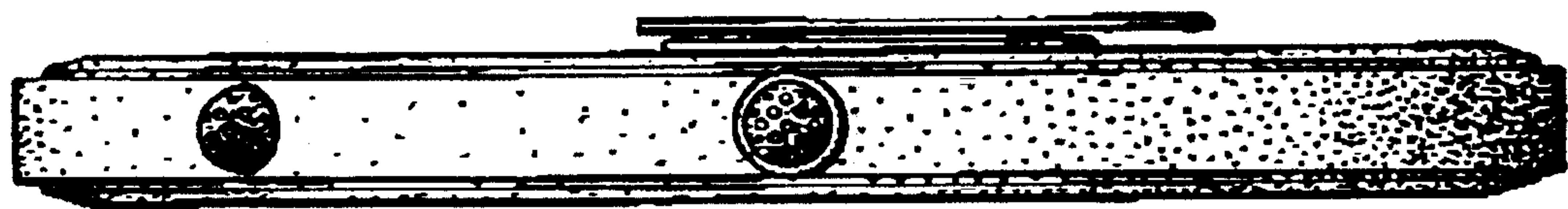


FIG. 3






FIG. 4




FIG. 5

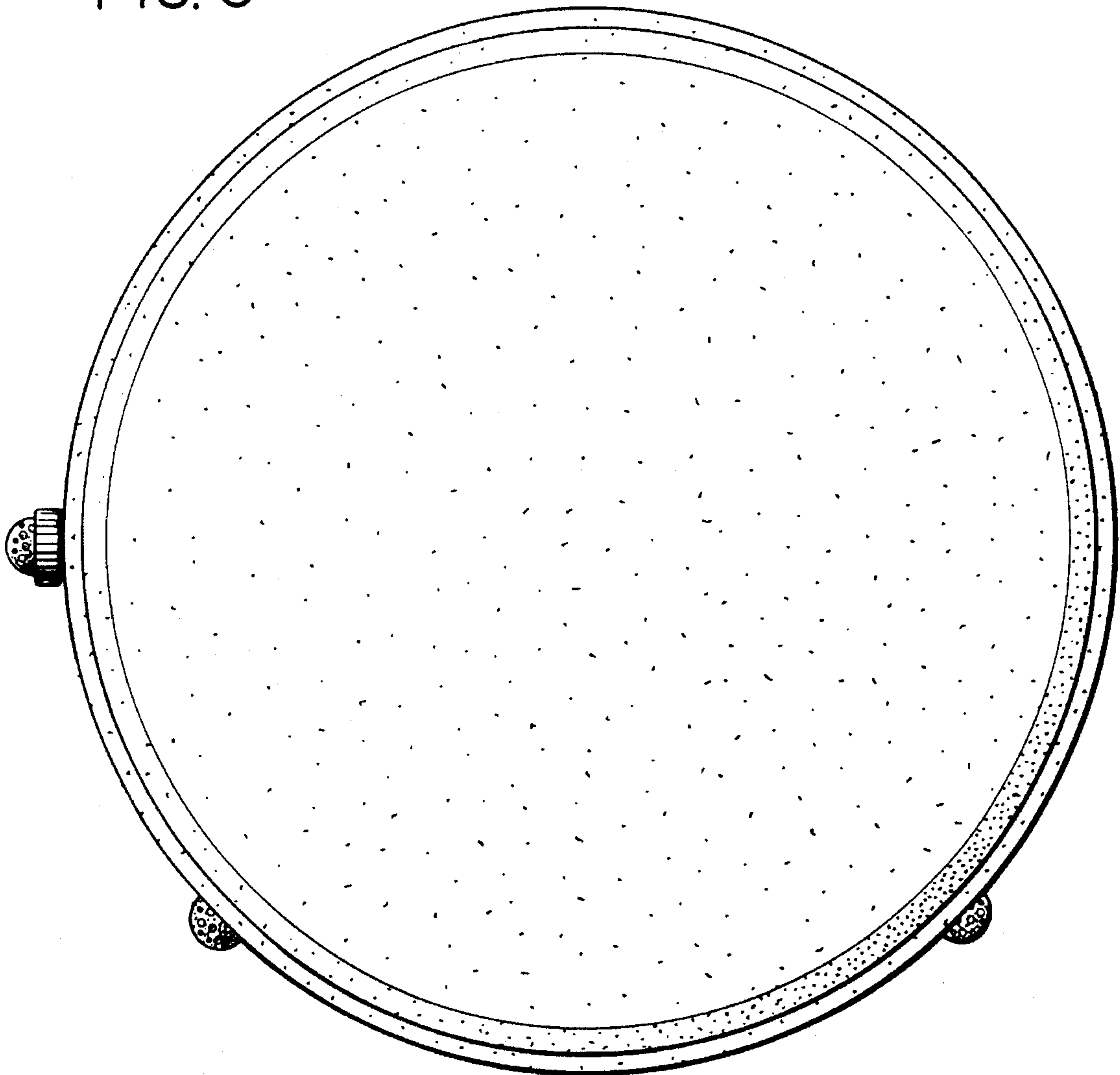


FIG. 6