



US00D364098S

United States Patent [19] Giardiello

[11] Patent Number: **Des. 364,098**

[45] Date of Patent: ****Nov. 14, 1995**

[54] **WRISTWATCH**

[75] Inventor: **Barbara Giardiello**, Naples, Italy

[73] Assignee: **Artime SA**, Neuchatel, Switzerland

[**] Term: **14 Years**

[21] Appl. No.: **28,394**

[22] Filed: **Sep. 14, 1994**

[30] **Foreign Application Priority Data**

Mar. 14, 1994 [XH] Hague Agreement DMA/002451
[52] U.S. Cl. **D10/32; D10/39**

[58] Field of Search D10/1-40, 122-132;
368/223, 228, 232, 276-277, 280-282,
285; D11/3, 5, 12, 19-25

[56] **References Cited**

U.S. PATENT DOCUMENTS

D. 284,951	8/1986	Chodat	D11/21 X
D. 317,128	5/1991	Benson	D10/32
D. 325,353	4/1992	Meyer	D10/39
D. 326,823	6/1992	Wunderman	D10/32
D. 348,844	7/1994	Franchi	D10/39
D. 352,470	11/1994	Besson	D10/39

OTHER PUBLICATIONS

Swiss Watch and Jewelry Journal—May 1983—p. 555—watches at bottom.

European Jeweler—(G.Z)—Sep. 1986—p. 134—watch at top left.

Swiss Watch and Jewelry Journal—Mar. 1985—p. 537—watches at center—bottom.

Primary Examiner—Nelson C. Holtje

Attorney, Agent, or Firm—Sughrue, Mion, Zinn, Macpeak & Seas

[57] **CLAIM**

The ornamental design for a wristwatch, as shown and described.

DESCRIPTION

FIG. 1 is a perspective view of a wristwatch showing my new design;

FIG. 2 is a top plan view thereof;

FIG. 3 is a bottom plan view thereof;


FIG. 4 is a side elevational view of one side thereof;

FIG. 5 is a side elevational view of an opposite side thereof;

FIG. 6 is an end elevational view of one end thereof; and,

FIG. 7 is an end elevational view of an opposite end thereof.

1 Claim, 4 Drawing Sheets






FIG. 1

FIG. 2



FIG. 3

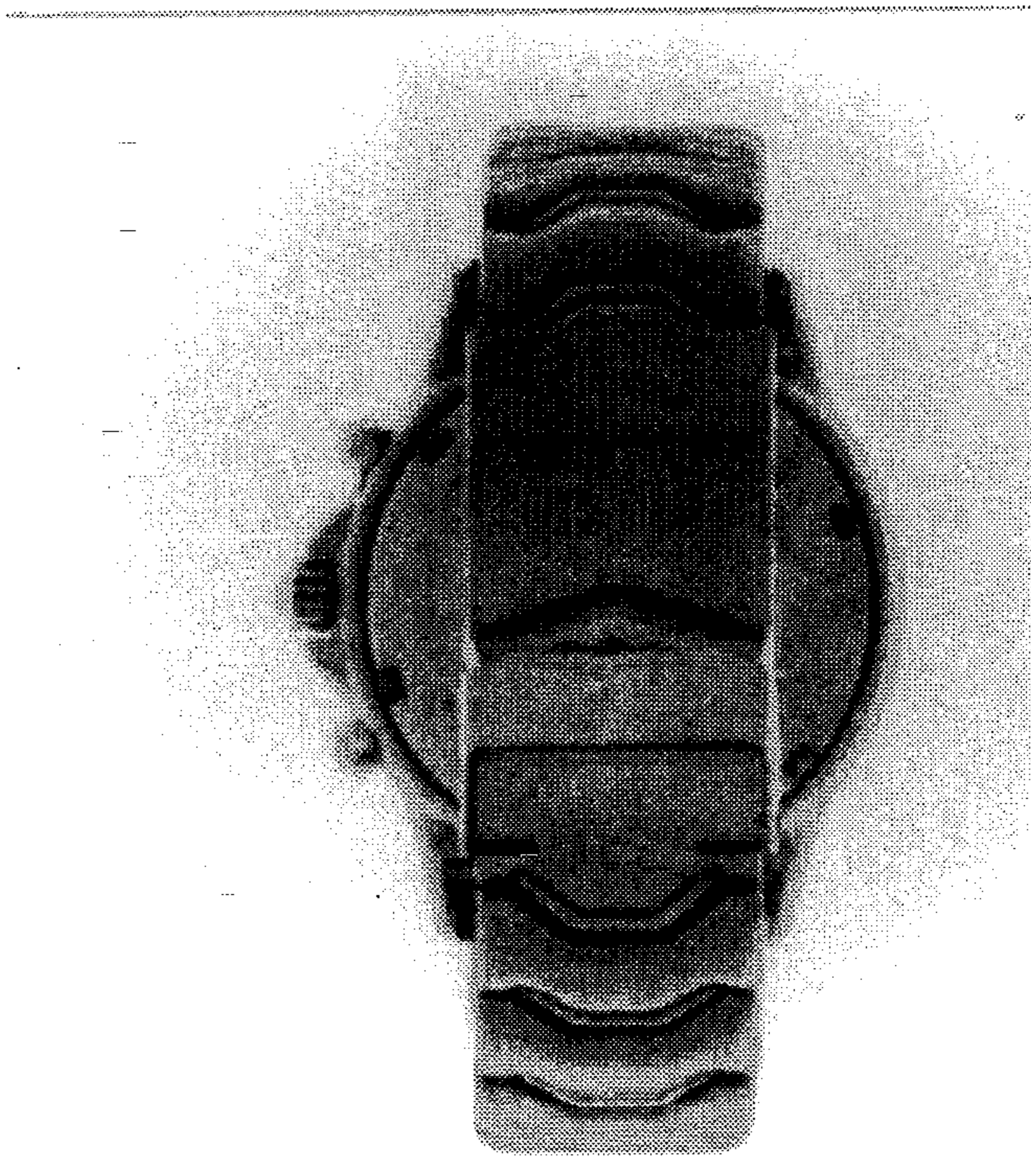


FIG. 4




FIG. 5

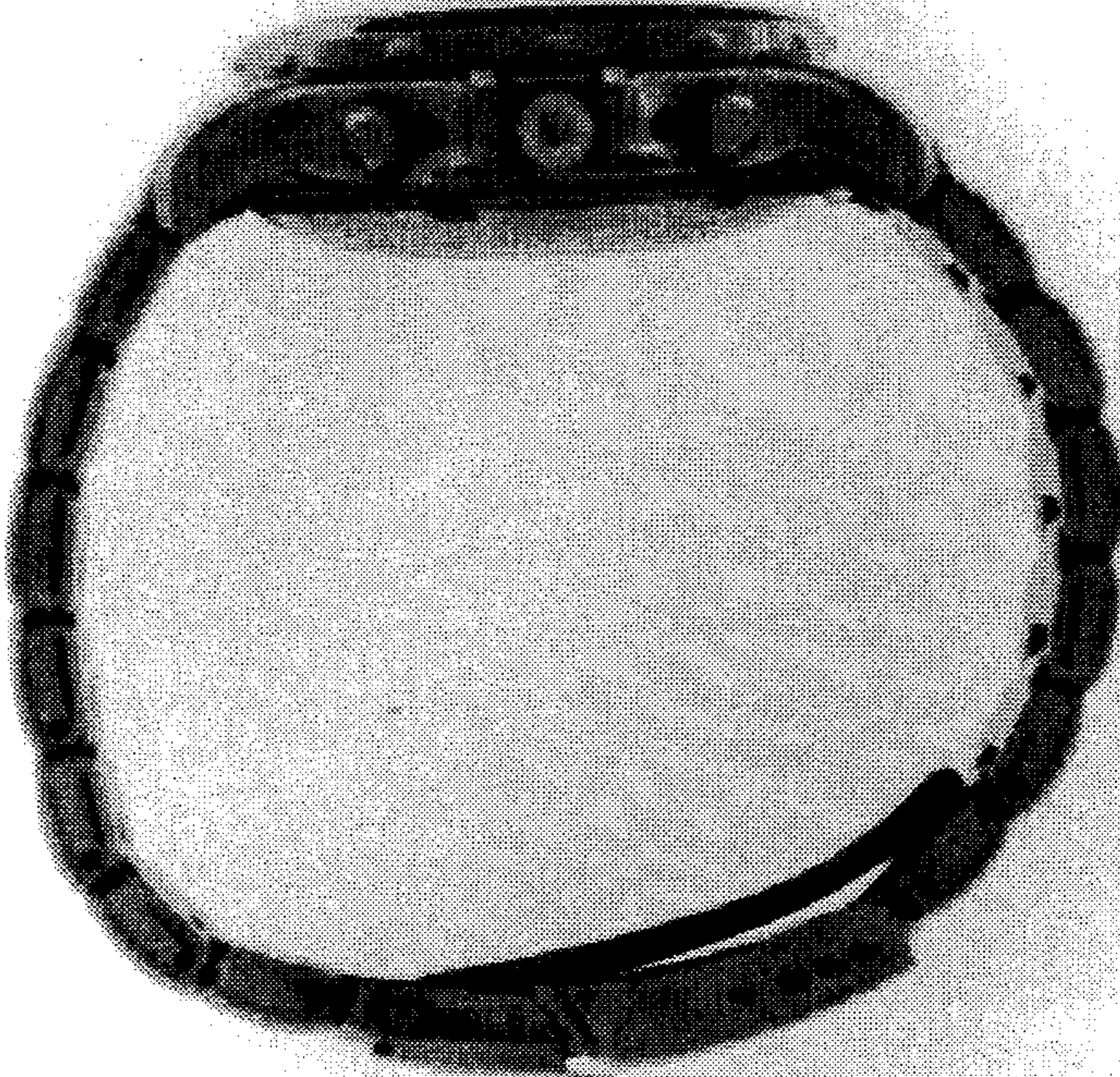


FIG. 6




FIG. 7

