



US00D364088S

**United States Patent** [19]  
**Robbins, III**

[11] **Patent Number: Des. 364,088**  
[45] **Date of Patent: \*\*Nov. 14, 1995**

[54] **COLLAPSIBLE CONTAINER**

[76] **Inventor: Edward S. Robbins, III, 2802 E. Avalon Ave., Muscle Shoals, Ala. 35661**

[\*\*] **Term: 14 Years**

[21] **Appl. No.: 30,465**

[22] **Filed: Oct. 31, 1994**

**Related U.S. Application Data**

[60] **Division of Ser. No. 7,106, Apr. 16, 1993, Pat. No. Des. 358,764, and a continuation-in-part of Ser. No. 12,122, Feb. 1, 1993, abandoned.**

[52] **U.S. Cl. .... D9/428**

[58] **Field of Search ..... D9/428, 429, 414, D9/433, 346, 442, 500, 503, 504, 557, 556, 558; 206/446, 407, 316.3; 220/8, 666, 667, 4.31, 4.08, 376, 402; 229/108.1, 117.01, 117.03, 23 B T, 8; 222/92, 107, 215, 105, 211; 215/1 C, 1 R**

[56] **References Cited**

**U.S. PATENT DOCUMENTS**

D. 323,290	1/1992	Keedy Jr. ....	D9/502
D. 330,993	11/1992	Robbins III .....	D9/552 X
3,083,877	4/1963	Gash .....	220/666 X
3,283,887	11/1966	Rosen .....	D9/558 X
3,471,058	10/1969	Latham et al. ....	220/8 X
4,474,324	10/1984	Forbes Jr. ....	220/8 X
4,624,382	11/1986	Tontarelli .....	220/8
4,665,211	9/1989	Hollingsworth .....	220/8
5,226,551	7/1993	Robbins III .....	220/8

**FOREIGN PATENT DOCUMENTS**

2628066	9/1989	France .....	220/666
8805014	7/1988	WIPO .....	220/666
9405555	3/1994	WIPO .....	220/666

**OTHER PUBLICATIONS**

Bellows Digest, Feb. 1989 (From Bottle Digest).

*Primary Examiner*—Prabhakar G. Deshmukh  
*Attorney, Agent, or Firm*—Nixon & Vanderhye


[57] **CLAIM**

The ornamental design for a collapsible container, as shown and described.


**DESCRIPTION**

FIG. 1 is a perspective view of a collapsible container showing my new design;  
 FIG. 2 is a top plan view thereof;  
 FIG. 3 is a front elevational view thereof;  
 FIG. 4 is a bottom plan view thereof;  
 FIG. 5 is a perspective view thereof; in collapsed position;  
 FIG. 6 is a front elevational view of FIG. 5;  
 FIG. 7 is a front elevational view of a second embodiment in FIG. 1;  
 FIG. 8 is a bottom plan view of FIG. 7; and,  
 FIG. 9 is a front elevational view of FIG. 7, in collapsed position.  
 The top of FIG. 7 embodiment is identical to that of the first embodiment, as shown in FIG. 2.

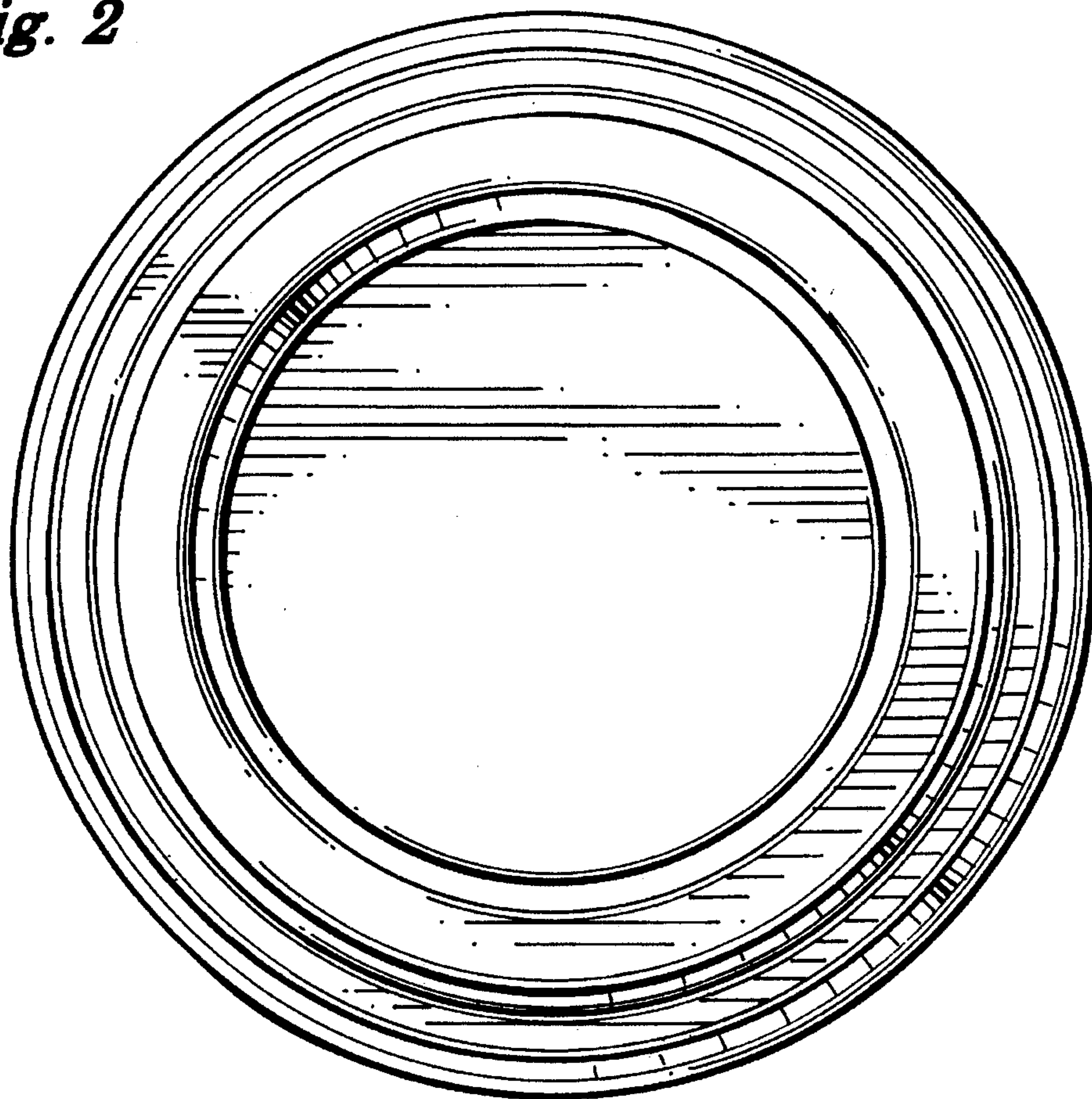
**1 Claim, 4 Drawing Sheets**



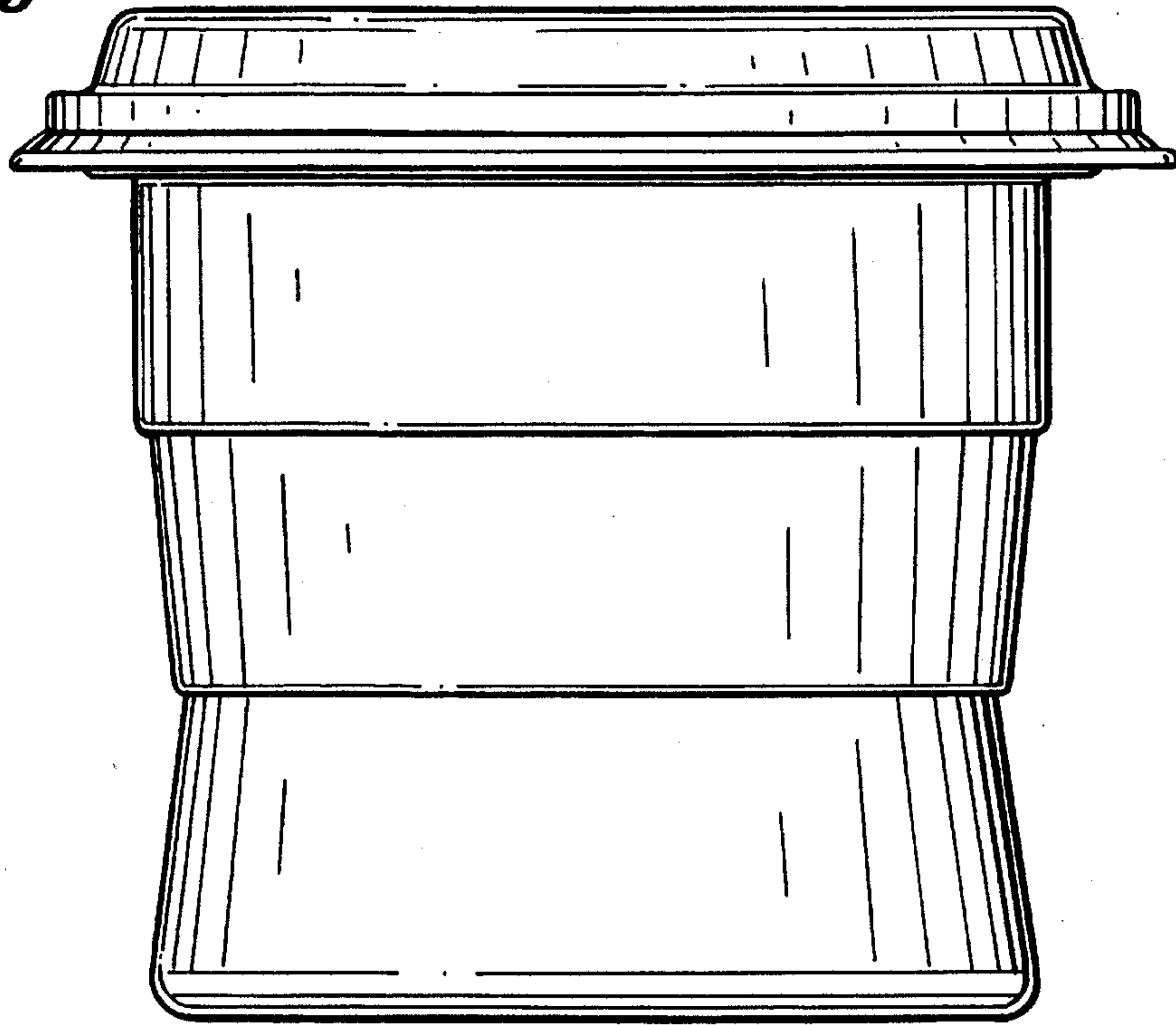
*Fig. 1*



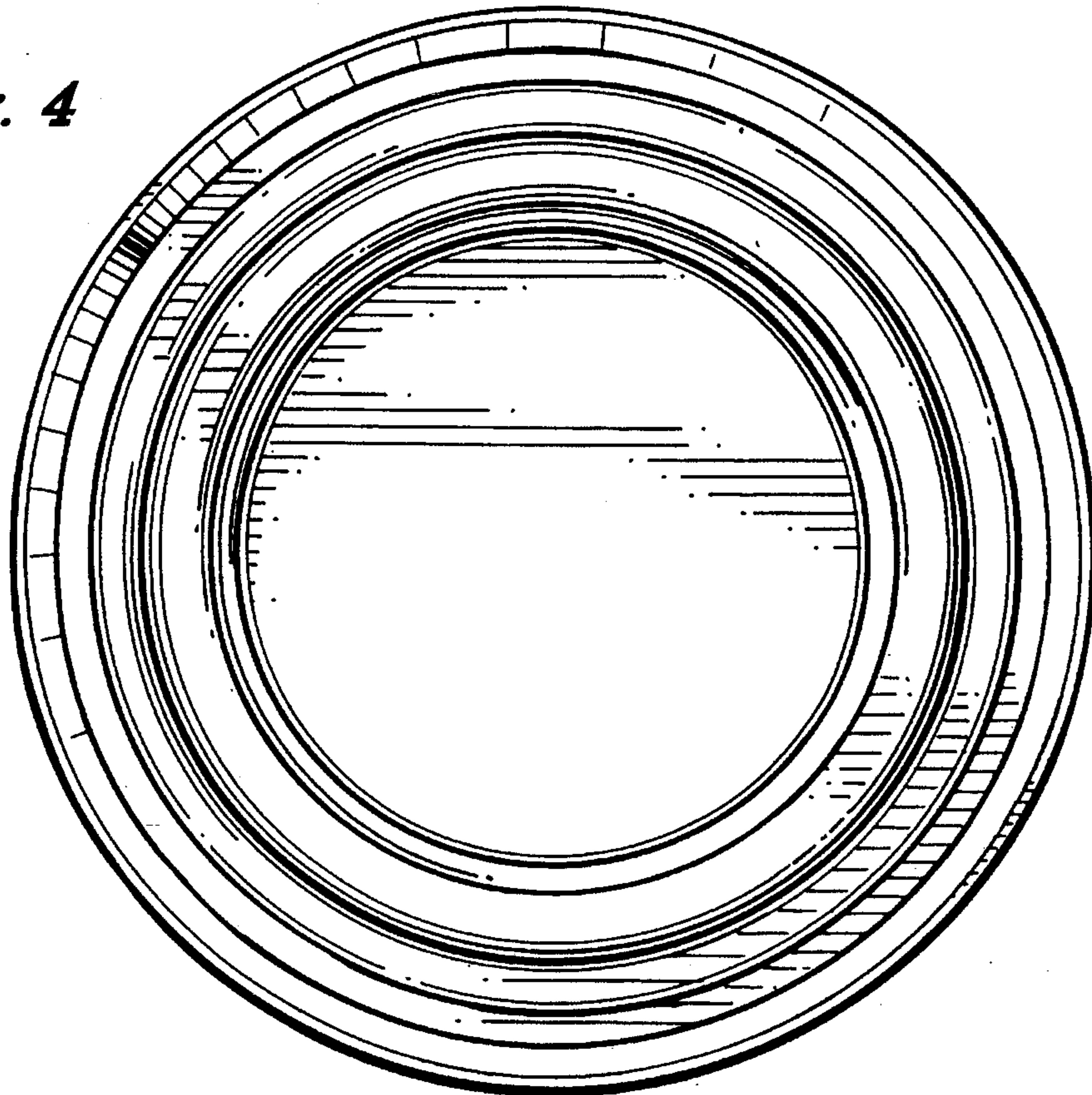
*Fig. 2*



*Fig. 3*

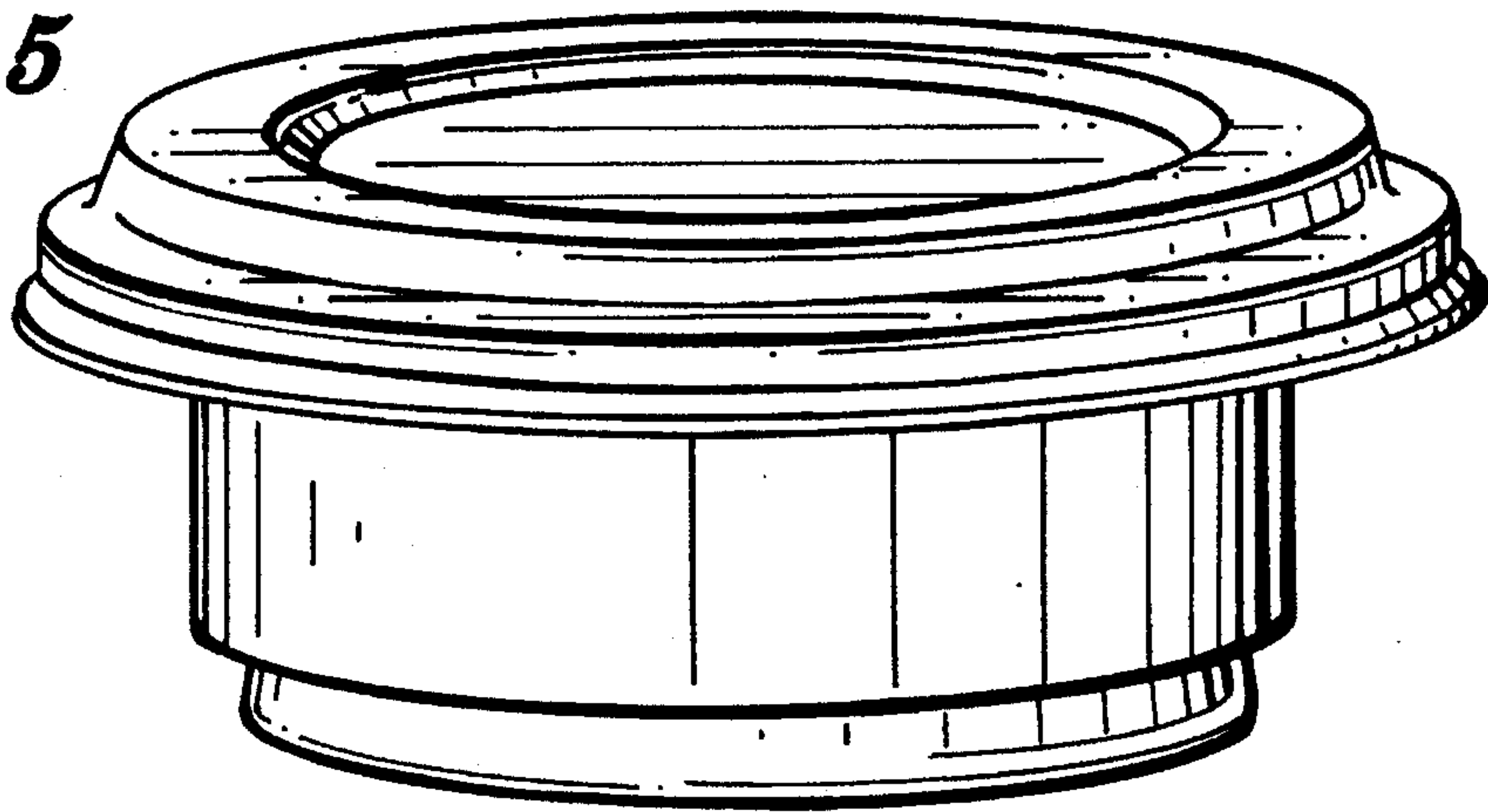


*Fig. 4*







*Fig. 5*



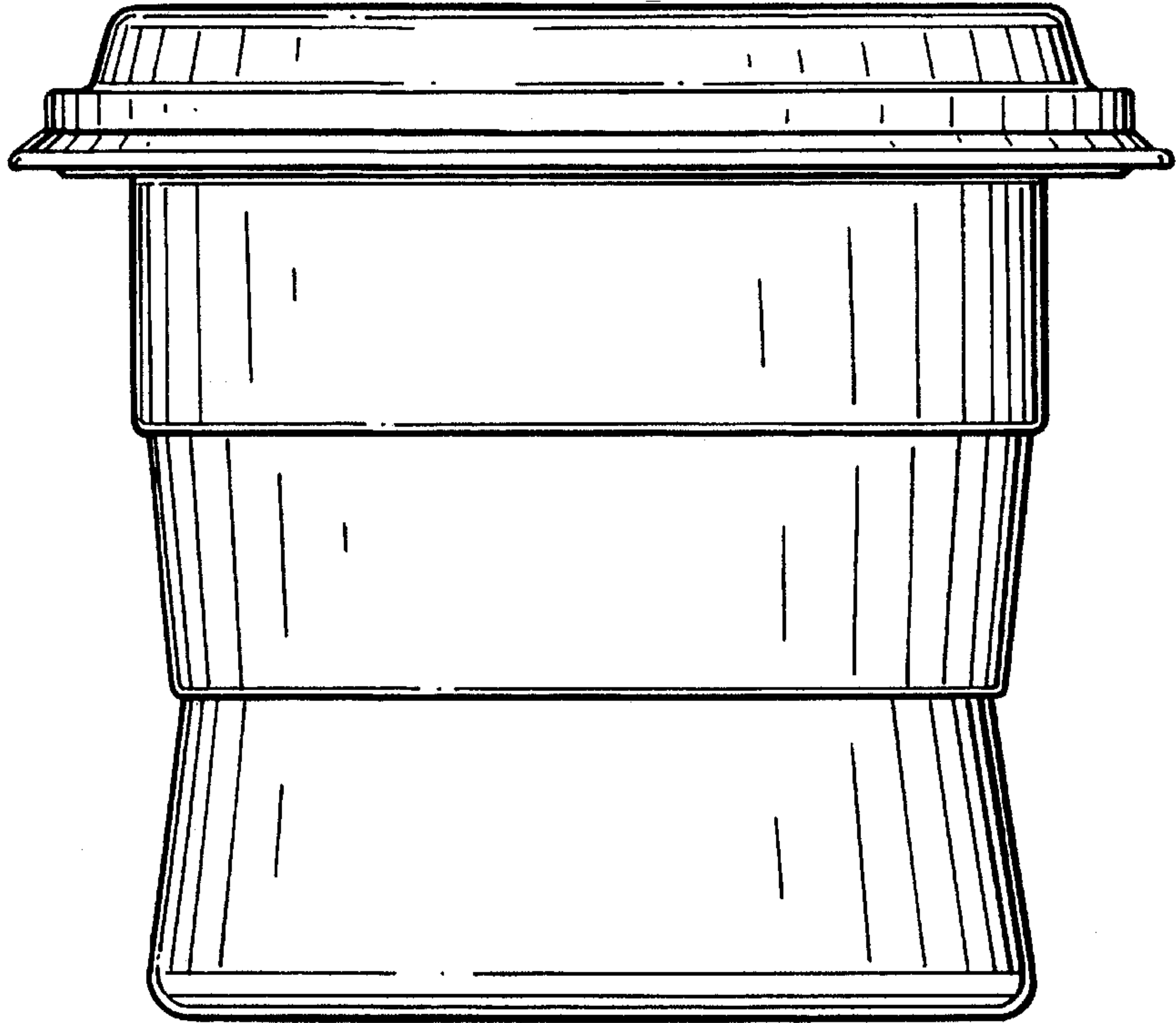
*Fig. 6*



*Fig. 9*



*Fig. 7*



*Fig. 8*

