



US00D364066S

**United States Patent** [19]  
**Haskett et al.**

[11] **Patent Number: Des. 364,066**  
[45] **Date of Patent: \*\*Nov. 14, 1995**

[54] **COMPACT DISC STAND** 4,919,287 4/1990 Haskett et al. .... 211/41  
5,253,767 10/1993 Koepfel ..... 211/40  
5,259,515 11/1993 Koepfel ..... 211/40

[76] Inventors: **Wayne J. Haskett**, 12050 Greenwood,  
Blue Island, Ill. 60406; **John A. Andersen**, 9514 S. Francisco,  
Evergreen Park, Ill. 60647; **Leonard Andersen**, 5361 W. Otto, Oak Lawn,  
Ill. 60453

*Primary Examiner*—Alan P. Douglas  
*Assistant Examiner*—S. Snapp  
*Attorney, Agent, or Firm*—Marshall, O'Toole, Gerstein,  
Murray & Borun

[\*\*] Term: **14 Years**

[57] **CLAIM**

The ornamental design for a compact disc stand, as shown and described.

[21] Appl. No.: **31,614**

[22] Filed: **Dec. 1, 1994**

[52] U.S. Cl. .... **D6/629; D6/407**

[58] **Field of Search** ..... D6/407, 626-635,  
D6/470; 312/9.1, 9.7; 206/387.1, 387.13,  
387.15, 307.1, 308.1, 308.3, 312, 313;  
211/40, 41, 42

**DESCRIPTION**

FIG. 1 is a front elevational view of a compact disc stand showing our new design, the rear elevational view being identical thereto;

FIG. 2 is a right side elevational view thereof, the left side elevational view thereof being identical thereto;

FIG. 3 is a top elevational view thereof;

FIG. 4 is a bottom elevational view thereof; and,

FIG. 5 is a perspective view thereof.

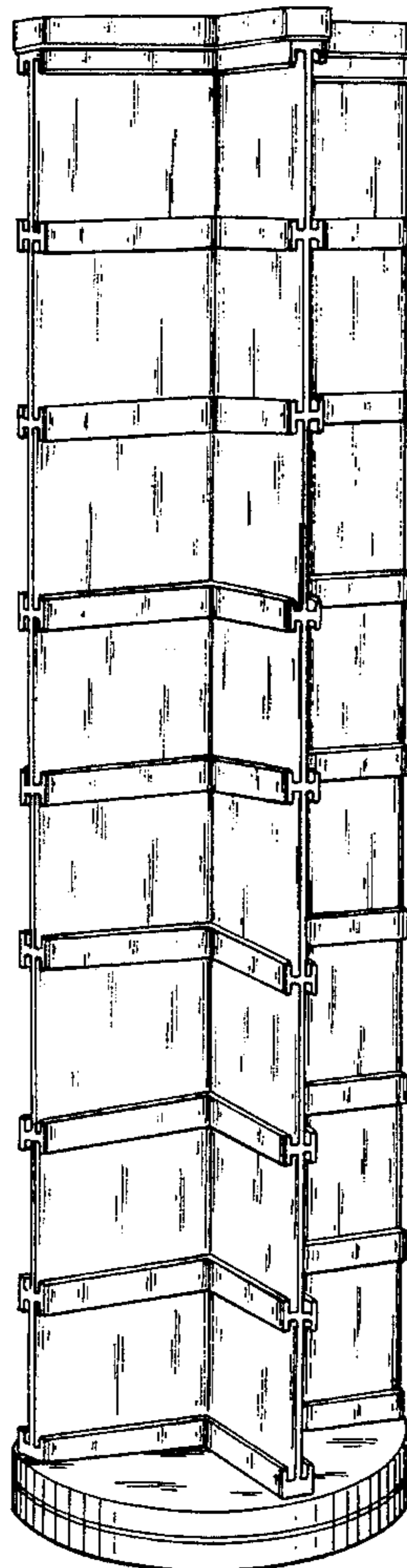
The broken line showing of compact discs in FIG. 2 is for illustrative purposes only and forms no part of the claimed design.

[56] **References Cited**

**U.S. PATENT DOCUMENTS**

D. 296,277 6/1988 Hardy ..... D6/457  
D. 332,185 1/1993 Latka ..... D6/407  
D. 337,669 7/1993 Koepfel ..... D6/457 X  
D. 338,570 8/1993 Koepfel ..... D6/407  
3,844,230 10/1974 Hudson et al. .... 211/42 X

**1 Claim, 2 Drawing Sheets**



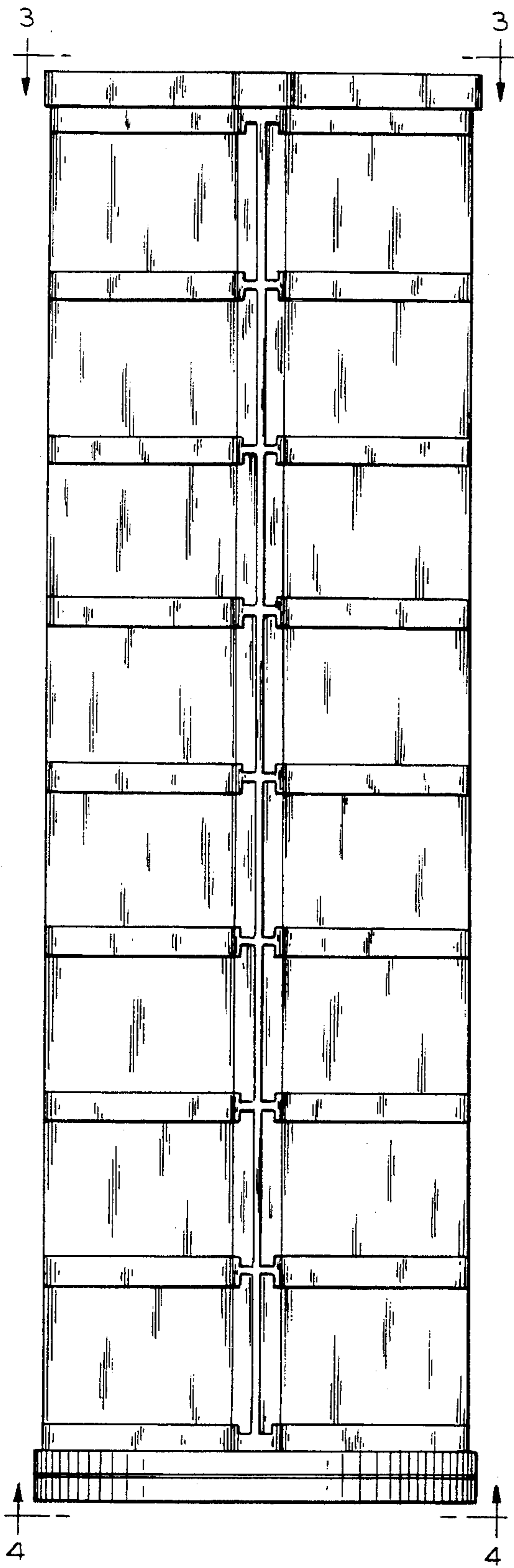


FIG. 1

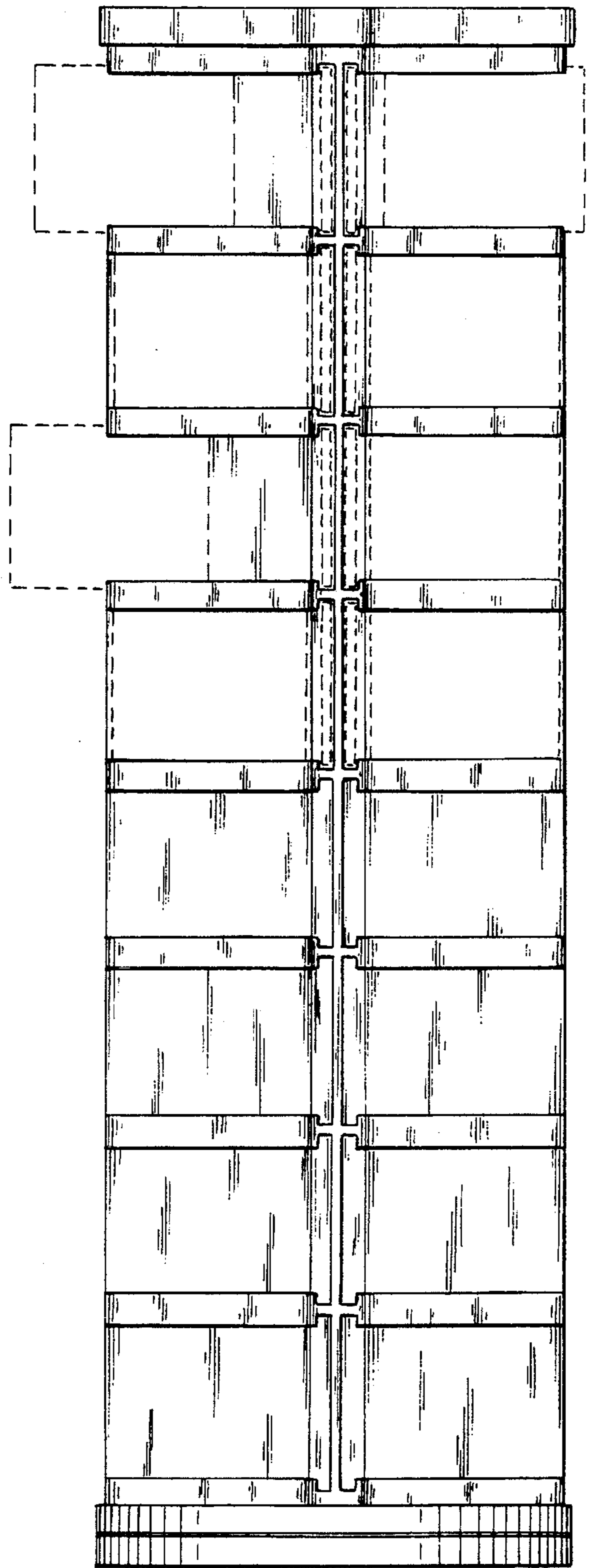


FIG. 2

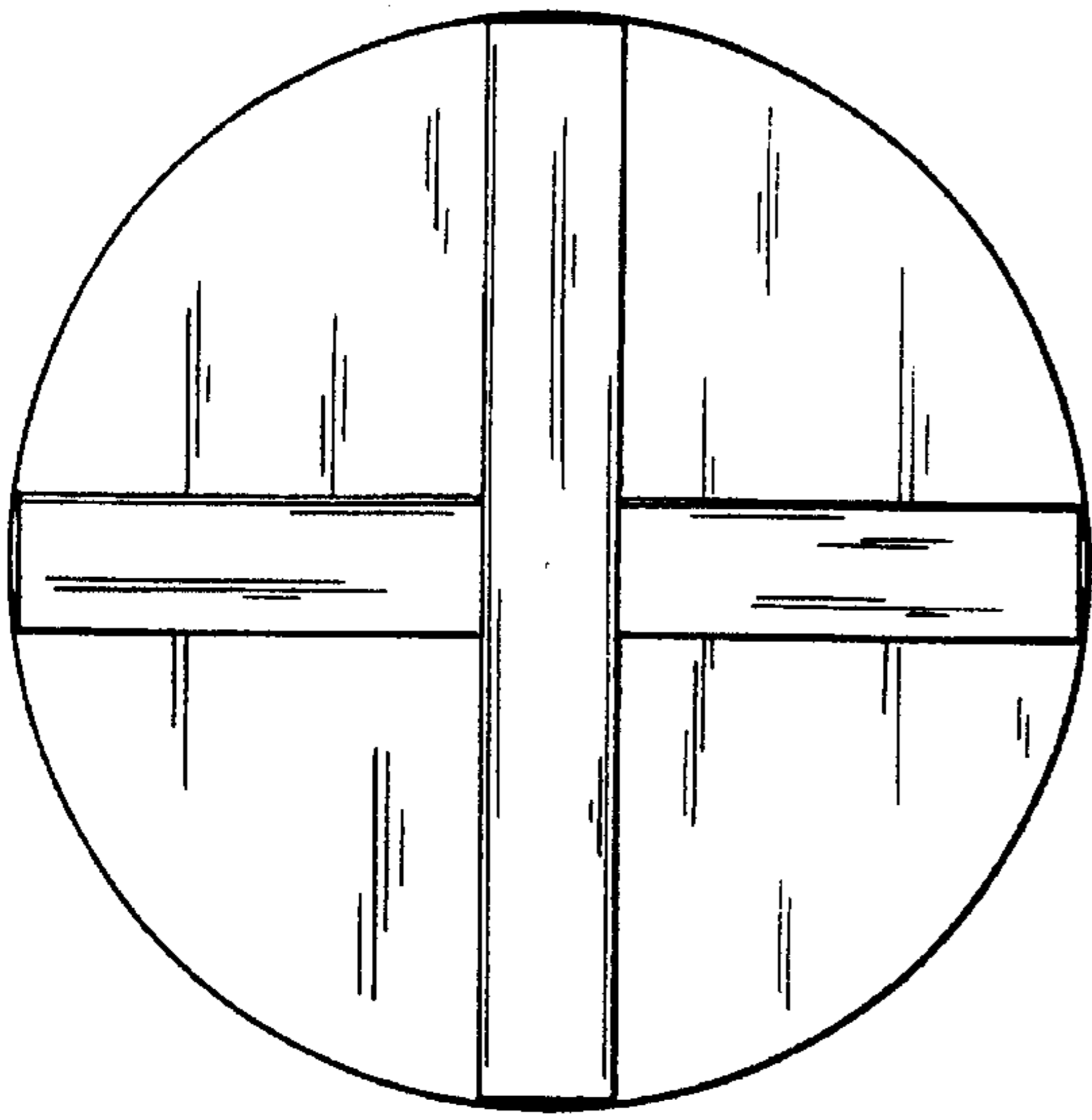


FIG. 3

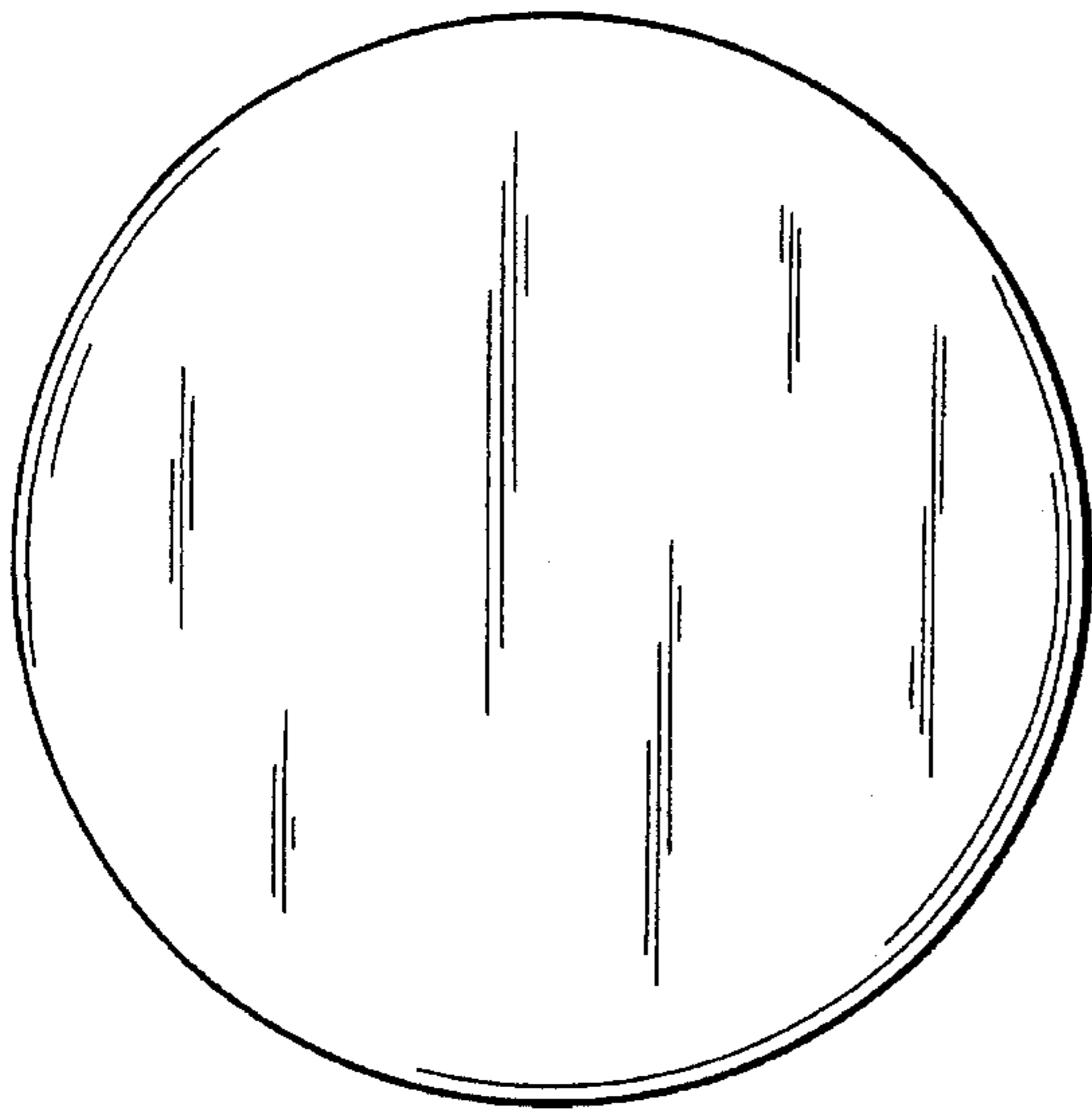


FIG. 4

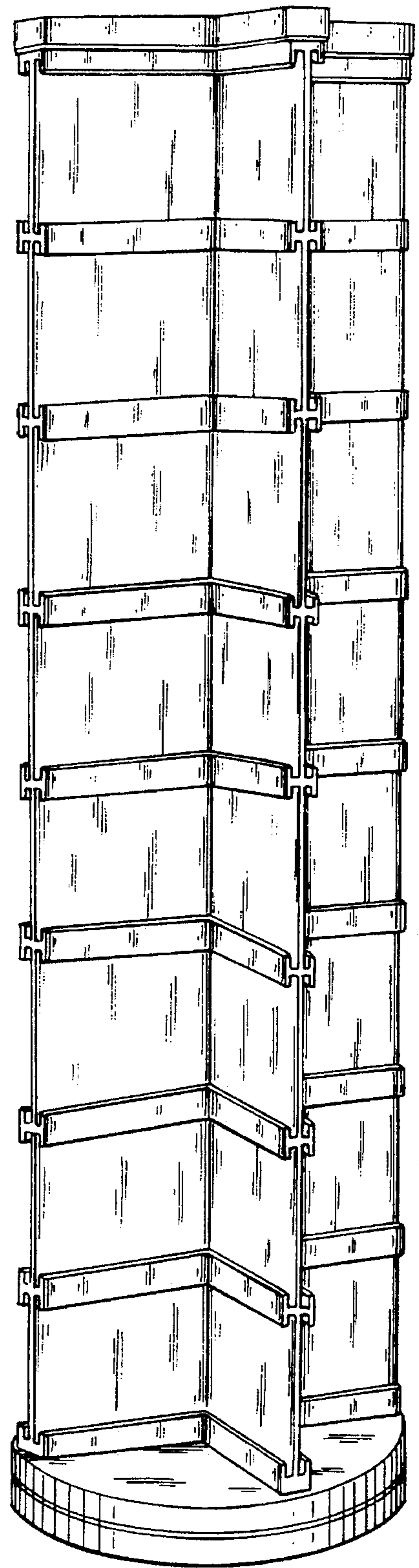


FIG. 5