



US00D364060S

United States Patent [19] Lai

[11] Patent Number: **Des. 364,060**

[45] Date of Patent: ****Nov. 14, 1995**

[54] **HOLDER FOR SHAVER AND CARTRIDGE**

3,945,499 3/1976 Brownson 211/88

[76] Inventor: **Chung-Sung Lai**, No. 518, HuShan Road, Ch'ao-Tun, Nan-Tao Hsien, Taiwan

Primary Examiner—Brian N. Vinson
Attorney, Agent, or Firm—Bacon & Thomas

[**] Term: **14 Years**

[57] **CLAIM**

The ornamental design for holder for shaver and cartridge, as shown and described.

[21] Appl. No.: **31,231**

[22] Filed: **Nov. 15, 1994**

DESCRIPTION

[52] U.S. Cl. **D6/526**

FIG. 1 is a perspective view of holder for shaver and cartridge showing my new design;

[58] Field of Search D6/526-527; 206/208, 206/352, 354; 211/60.1, 70.6, 88

FIG. 2 is a front elevational view thereof;

FIG. 3 is a rear elevational view thereof;

FIG. 4 is a left side elevational view thereof;

FIG. 5 is a right side elevational view thereof;

FIG. 6 is a top view thereof; and,

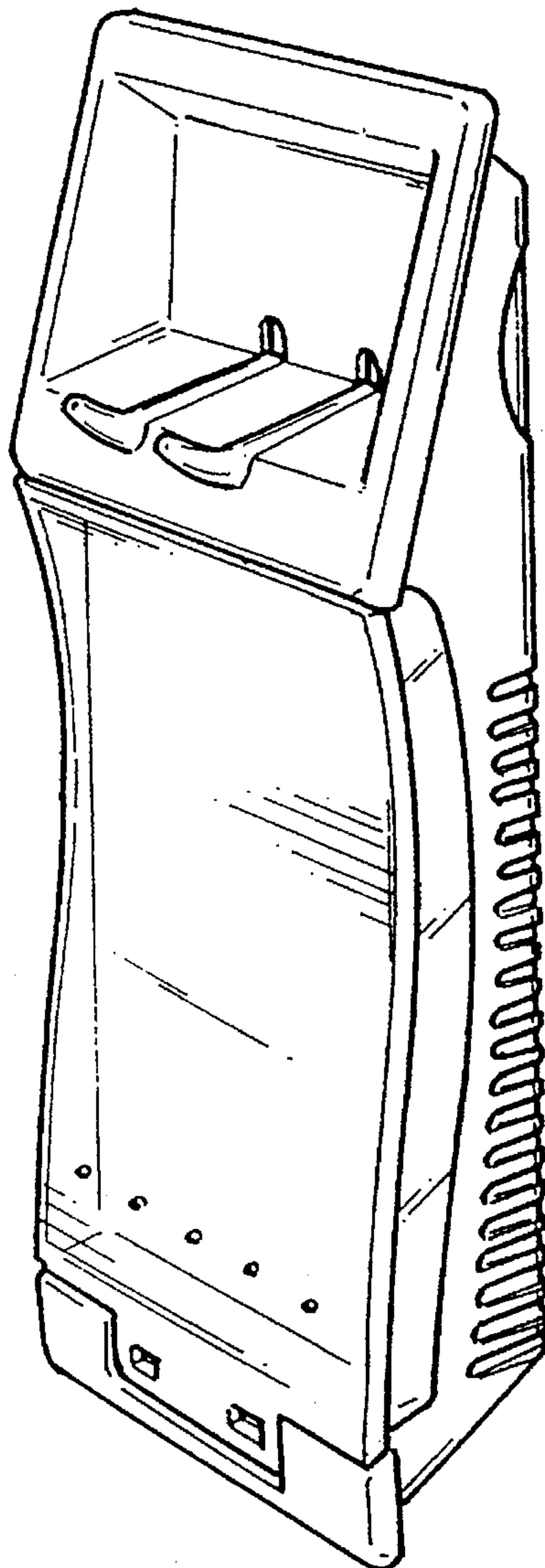
FIG. 7 is a bottom view thereof.

[56] **References Cited**

U.S. PATENT DOCUMENTS

| | | | |
|------------|---------|------------------|----------|
| D. 213,206 | 1/1969 | Tolmie | D6/526 |
| D. 224,953 | 10/1972 | Stephenson | D6/526 |
| D. 342,853 | 1/1994 | Grange | D6/526 |
| 2,883,062 | 4/1959 | Rosemark | 211/60.1 |

1 Claim, 6 Drawing Sheets



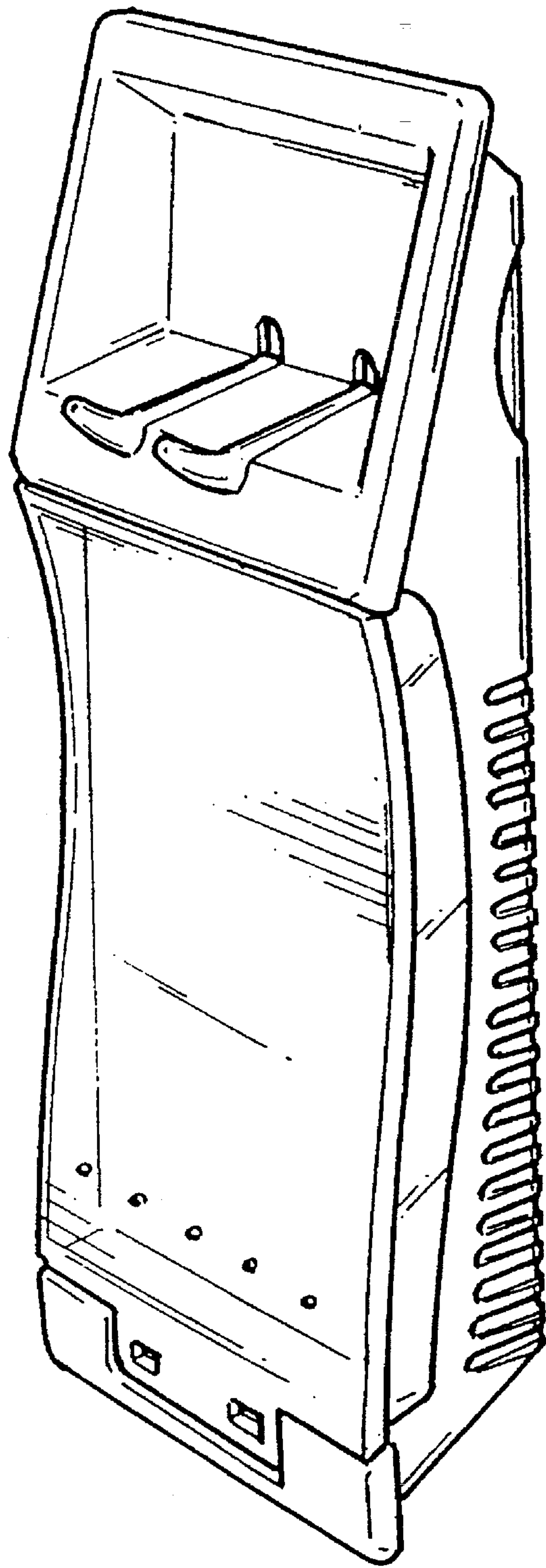


FIG. 1

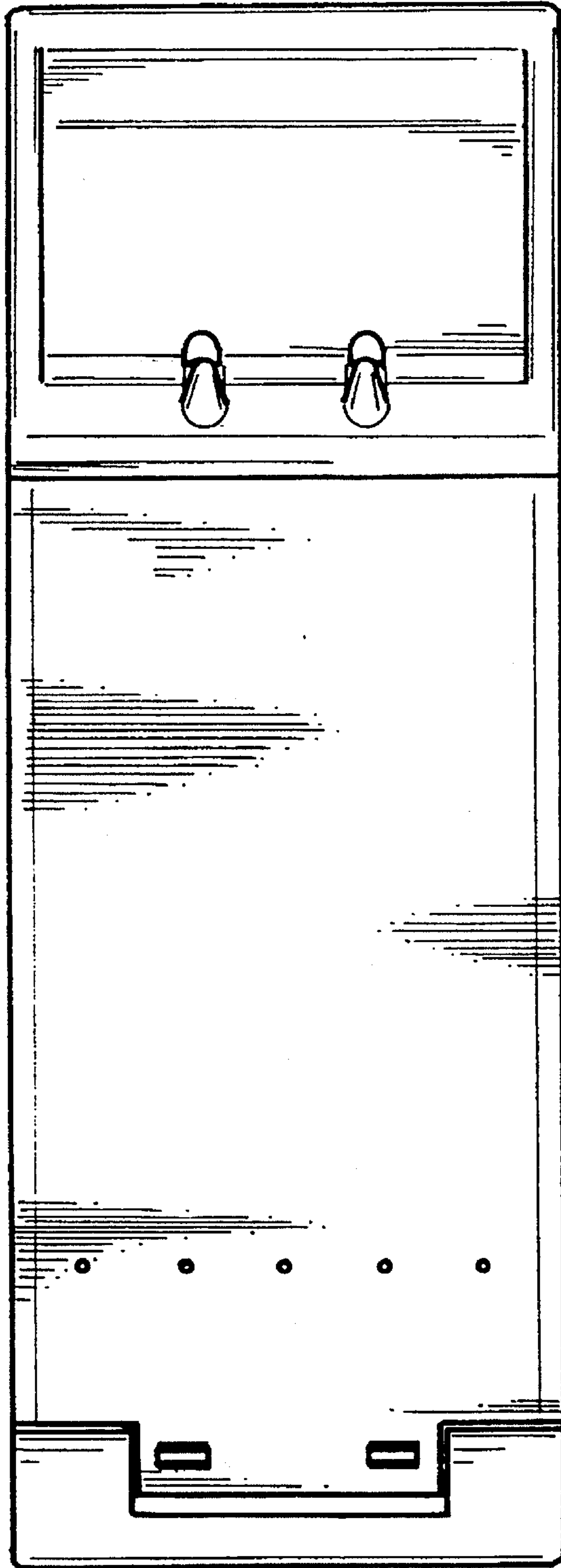


FIG. 2

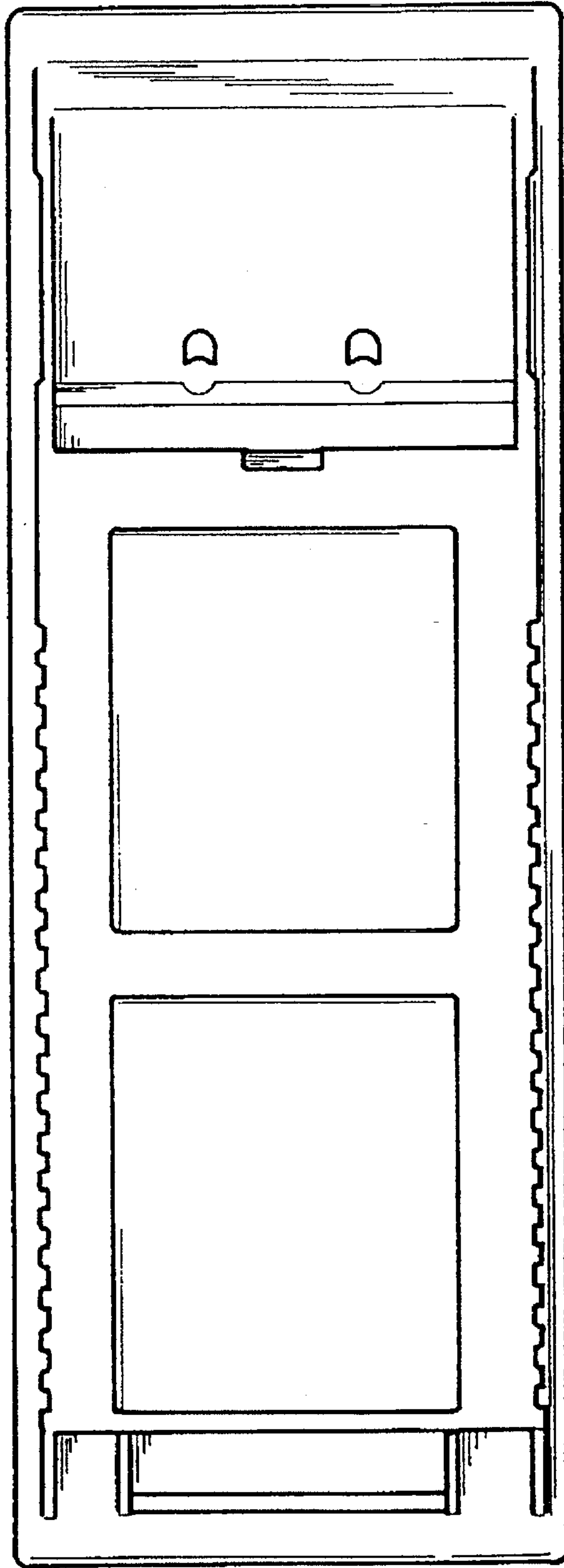


FIG. 3

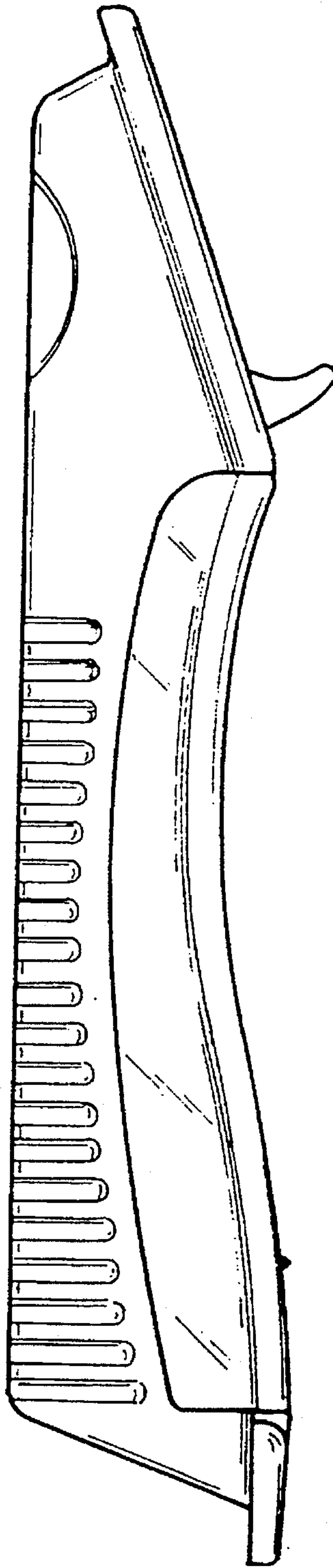


FIG. 4

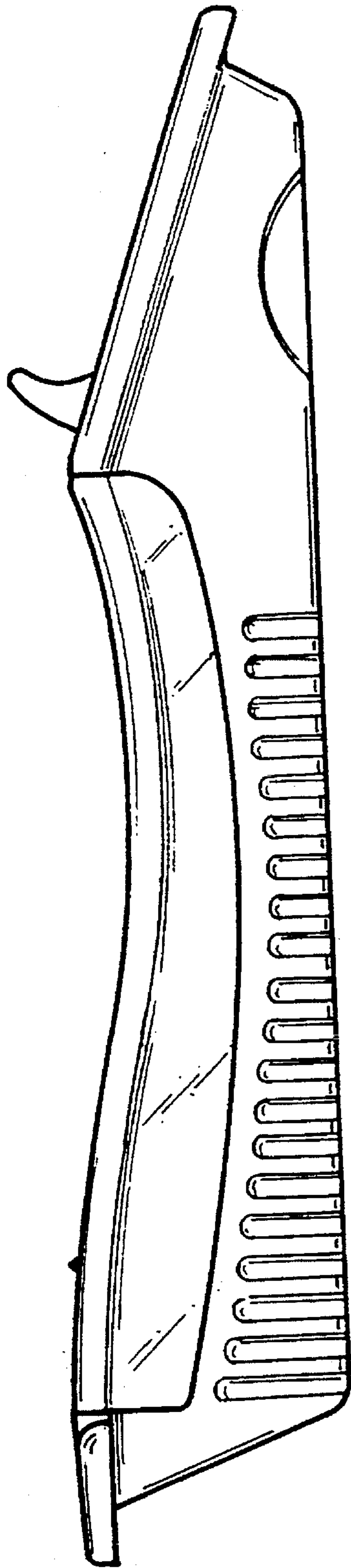


FIG. 5




FIG. 6




FIG. 7