



US00D364059S

# United States Patent [19]

[11] Patent Number: **Des. 364,059**

**Merriweather, Jr.**

[45] Date of Patent: **\*\*Nov. 14, 1995**

[54] **PARTITION-MOUNTED DUAL COMBINED SEAT COVER DISPENSER, TOILET PAPER DISPENSER, AND WASTE RECEPTACLE UNIT**

[75] Inventor: **Frank Merriweather, Jr.**, Carson, Calif.

[73] Assignee: **Bobrick Washroom Equipment, Inc.**, Los Angeles, Calif.

[\*\*] Term: **14 Years**

[21] Appl. No.: **23,607**

[22] Filed: **May 27, 1994**

[52] U.S. Cl. .... **D6/519**; D6/518; D6/520; D6/523; D6/524

[58] Field of Search ..... D6/515, 518, 520, D6/523-524; 312/34.1, 34.4, 34.8, 34.7, 34.23, 198; 220/908; 221/92, 123, 282; 242/560, 570, 590; 248/905, 317; 206/389, 391; 211/16, 86, 87, 113; 232/43.1, 43.4

[56] **References Cited**

**U.S. PATENT DOCUMENTS**

D. 247,077	1/1978	Gruber	.....	D6/519
D. 327,191	6/1992	Brown et al.	.....	D6/515
D. 332,889	2/1993	Hines	.....	D6/518
D. 358,052	5/1995	Carpenter	.....	D6/519
4,076,350	2/1978	Crist	.....	312/242
5,103,099	5/1991	Styles et al.	.....	312/34.1 X
5,377,908	1/1995	Redman	.....	220/908 X

**OTHER PUBLICATIONS**

Bobrick Partition-Mounted Accessories for Toilet Compartments, p. 30. Pub'd prior to filing date.  
GAMCO Recessed Commercial Use Accessories, p. 3.

Pub'd. prior to filing date.

Bradley Seat Cover Dispensers/Combination Units, p. 34. Pub'd prior to filing date.

ASI Combination Units Seat Cover, Napkin Disposal, Toilet Paper Dispenser, p. 20. Pub'd prior to filing date.

A & J Washroom Accessories, p. 11. Pub'd prior to filing date.

*Primary Examiner*—Brian N. Vinson

*Attorney, Agent, or Firm*—Harris, Wallen, MacDermott & Tinsley

[57] **CLAIM**

The ornamental design for a partition-mounted dual combined seat cover dispenser, toilet paper dispenser, and waste receptacle unit, as shown and described.

**DESCRIPTION**

FIG. 1 is a top, front, and left side perspective view of a partition-mounted dual combined seat cover dispenser, toilet paper dispenser, and waste receptacle unit showing my new design;

FIG. 2 is a right side elevational view thereof;

FIG. 3 is a bottom plan view of thereof;

FIG. 4 is a rear elevational view thereof;

FIG. 5 is a left side elevational view; and,

FIG. 6 is a top plan view thereof.

The fragmentary broken-line disclosure of a toilet stall partition in the views is for illustrative purposes only and forms no part of the claimed design.

**1 Claim, 2 Drawing Sheets**

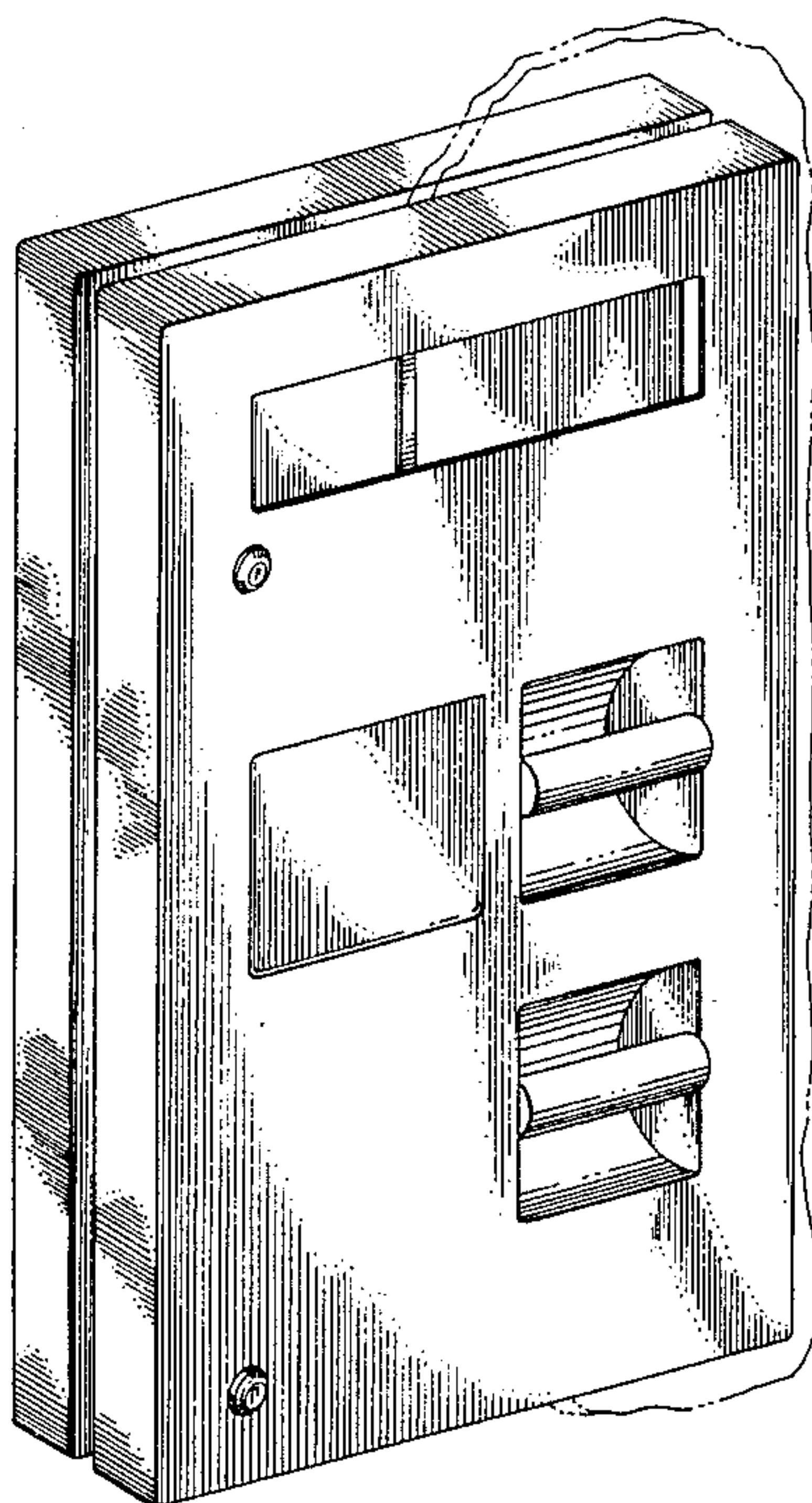


FIG. 1

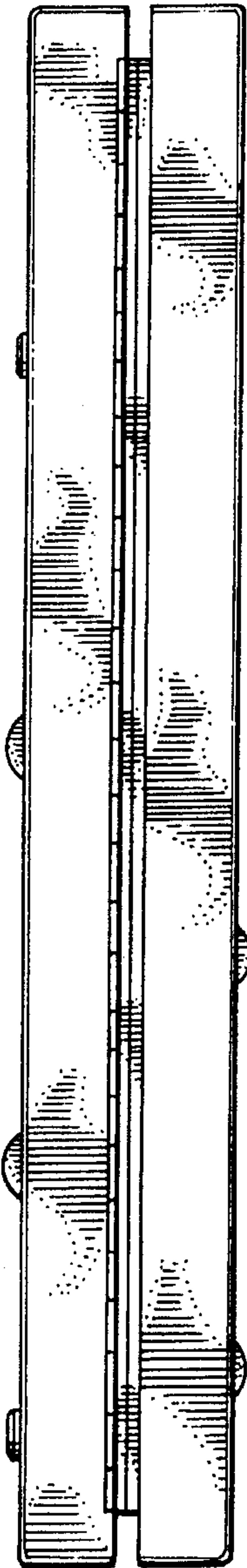
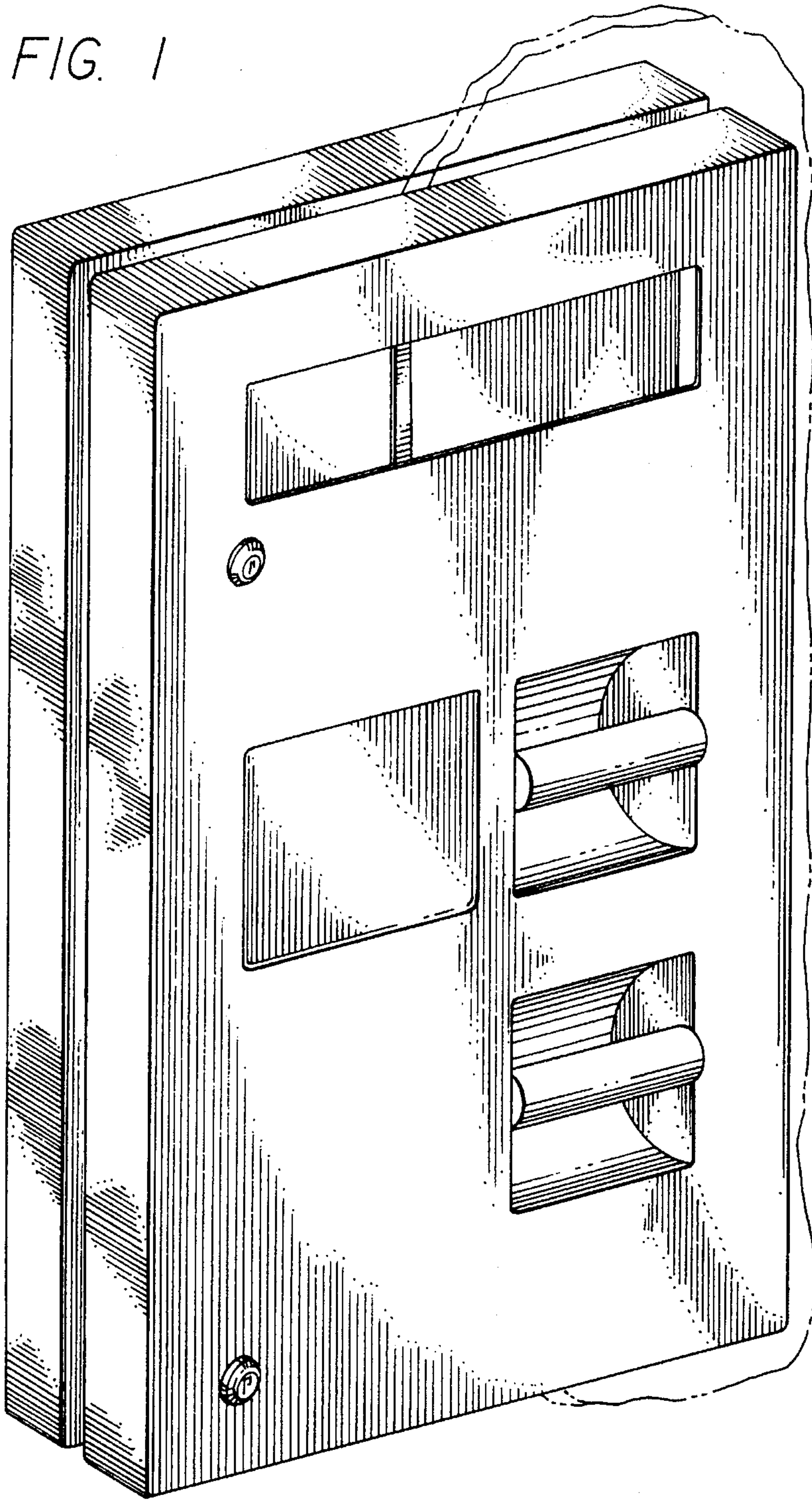
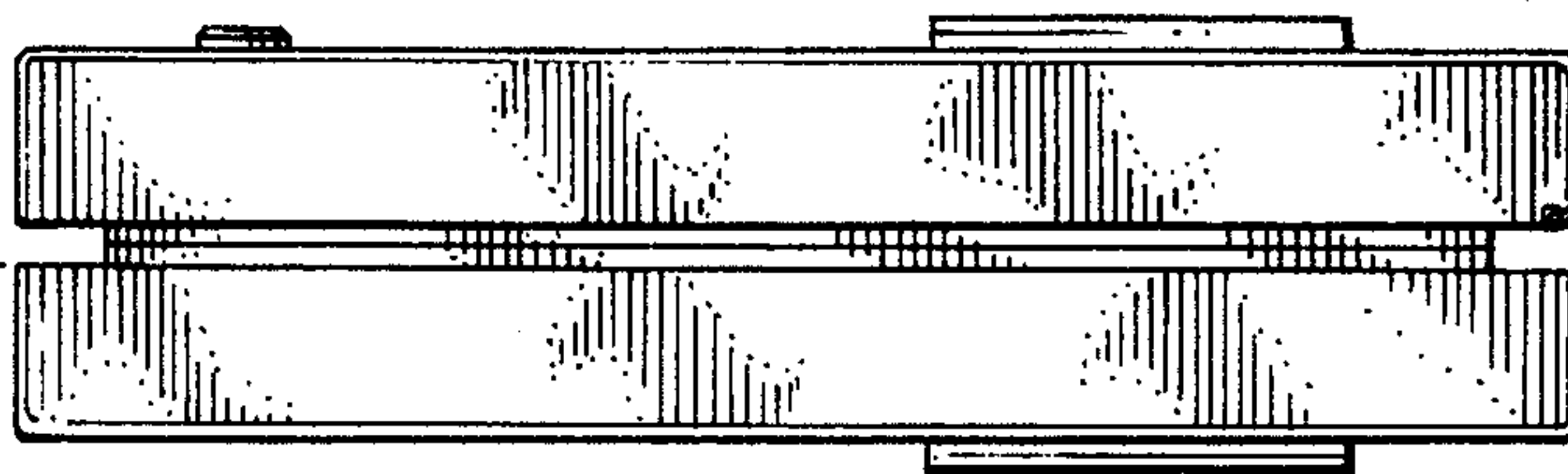


FIG. 2

FIG. 3





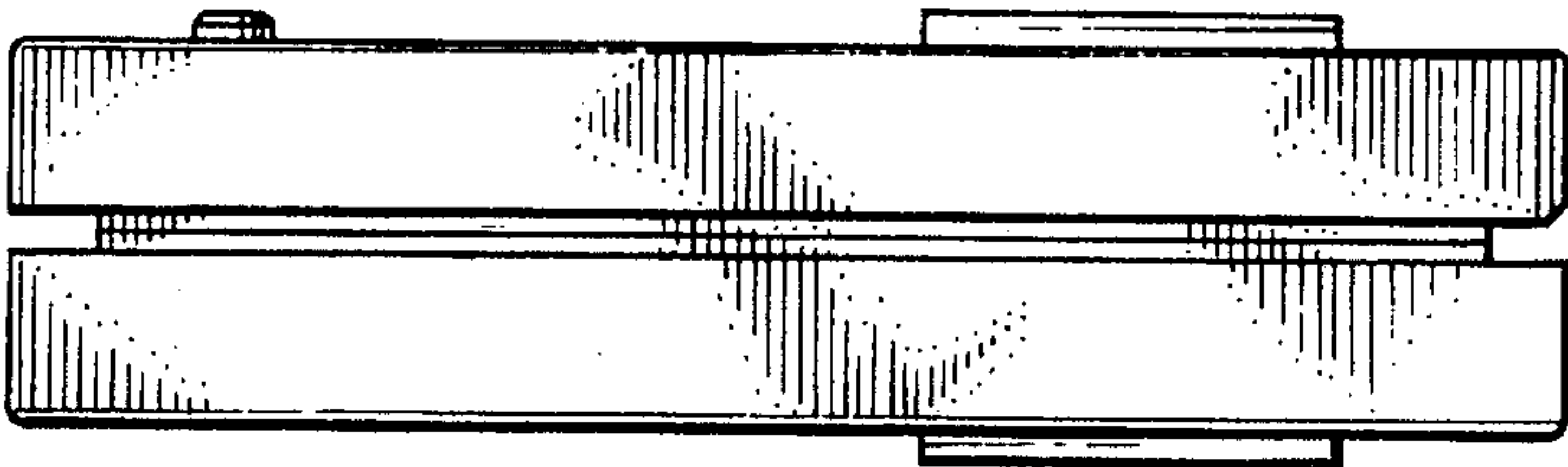


FIG. 6

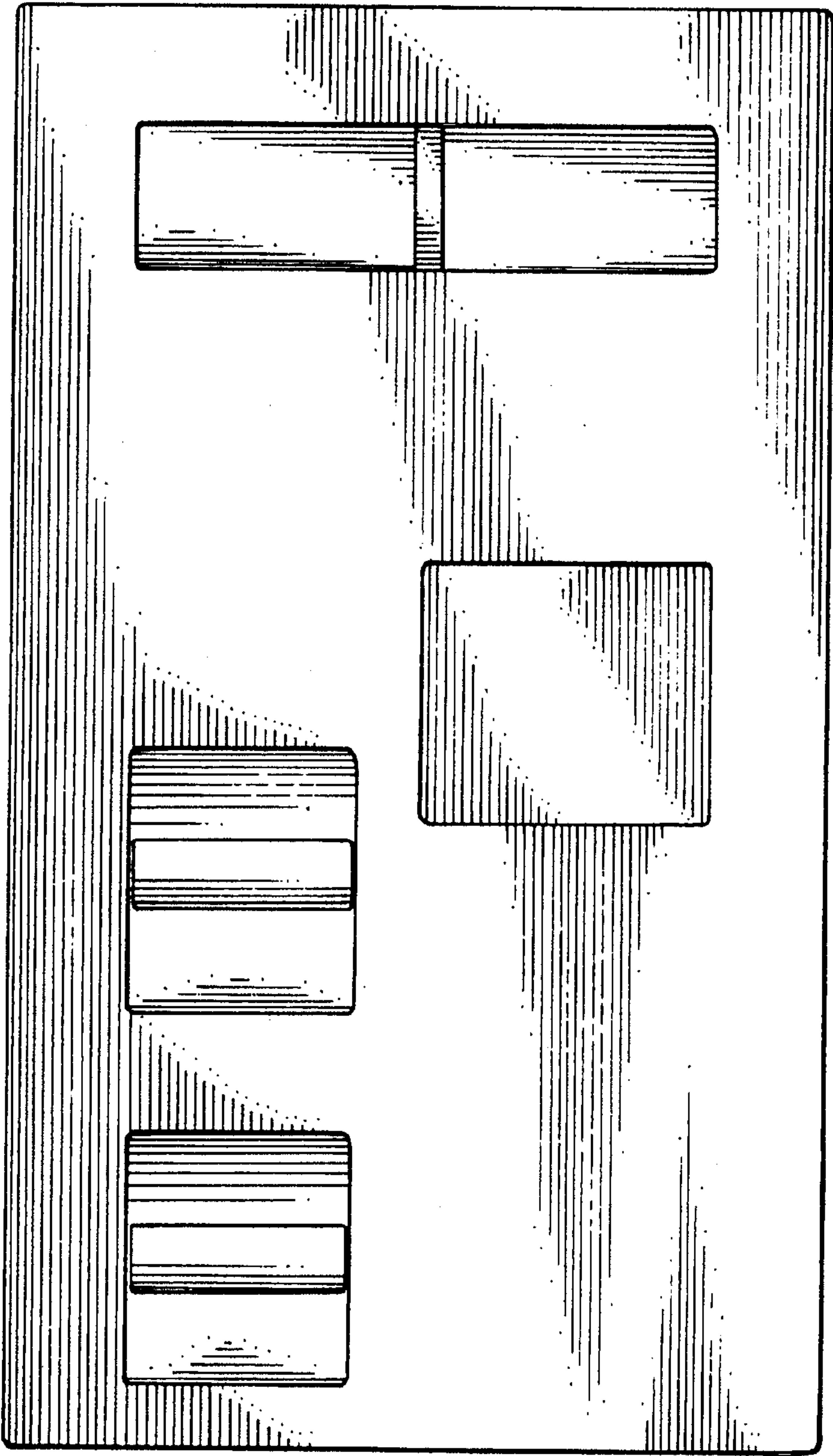


FIG. 4

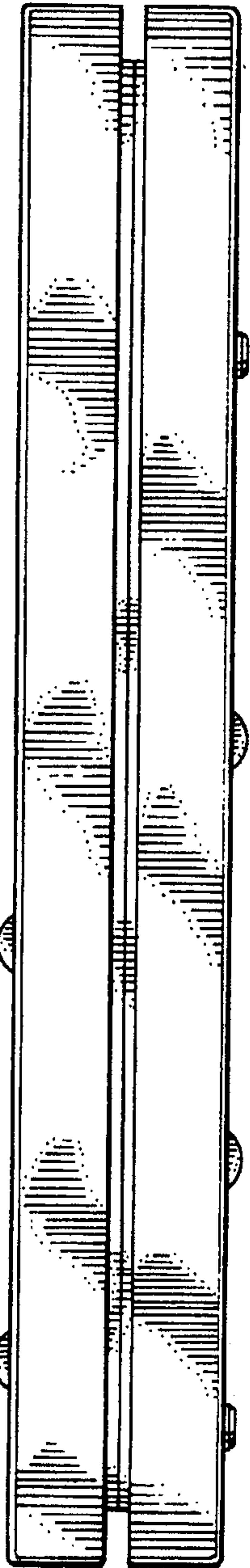


FIG. 5