



US00D364052S

United States Patent [19]

[11] Patent Number: **Des. 364,052**

Sturm

[45] Date of Patent: ****Nov. 14, 1995**

[54] **DISPLAY ASSEMBLY FOR GOLF EQUIPMENT**

3,027,163 3/1962 Saatzer D21/220 X
3,140,873 7/1964 Goodwin D21/214 X
3,347,551 10/1967 Dreyfus D21/208 X

[76] Inventor: **Ernst F. Sturm**, 9612 Magnolia Dr., Hillsboro, Mo. 63050

Primary Examiner—Alan P. Douglas
Assistant Examiner—S. Snapp
Attorney, Agent, or Firm—Henry W. Cummings

[**] Term: **14 Years**

[57] **CLAIM**

[21] Appl. No.: **24,644**

The ornamental design for a display assembly for golf equipment, as shown and described.

[22] Filed: **Jun. 17, 1994**

[52] U.S. Cl. **D6/466**

DESCRIPTION

[58] Field of Search D6/466, 467, 469, D6/449; D10/46, 46.1; D21/208, 214, 217, 220, 221, 222, 223, 234; 211/13, 14, 15

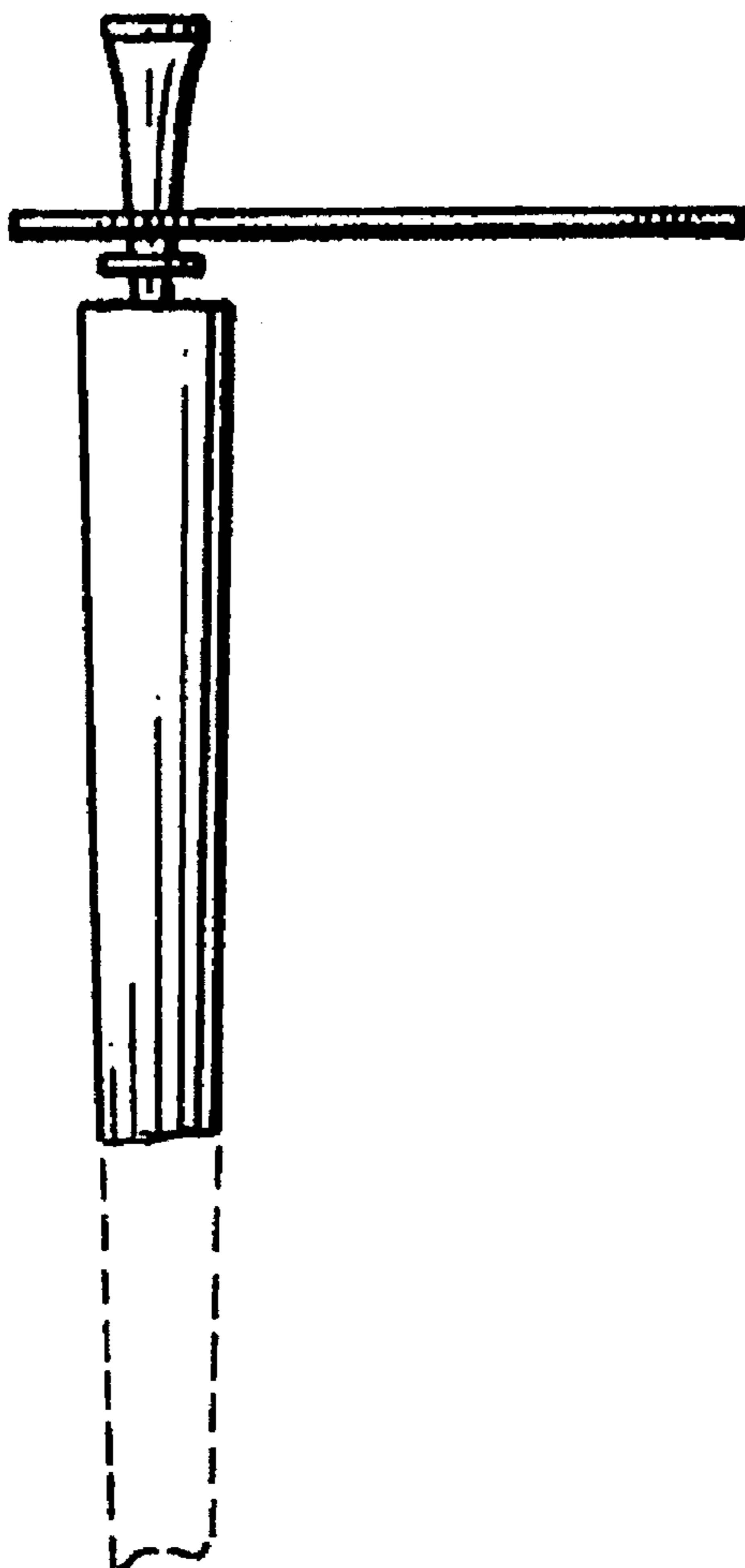
FIG. 1 is a front elevation view of the display assembly for golf equipment showing a new design, with part of the golf club only shown in broken lines for environmental purposes; FIG. 2 is a plan view thereof, with broken lines in the card shown for illustrative purposes; FIG. 3 is a partial exploded view thereof, with broken lines in the club only shown for environmental purposes; and, FIG. 4 is a side elevation view thereof, with broken lines in the club only shown for environmental purposes. The use of broken lines in FIGS. 1-4 does not form any part of the claimed design.

[56] **References Cited**

U.S. PATENT DOCUMENTS

D. 94,111	12/1934	Bernardi	D21/217
D. 176,875	2/1956	Miller	D21/208
D. 235,899	7/1975	Spencer	D21/214 X
D. 315,384	3/1991	Lankford	D21/208
D. 319,278	8/1991	Tosti	D21/222
1,709,546	4/1929	Stanton	D21/214
1,997,382	4/1935	Howell	D21/214 X
2,133,695	10/1938	Hall	D21/214 X

1 Claim, 2 Drawing Sheets



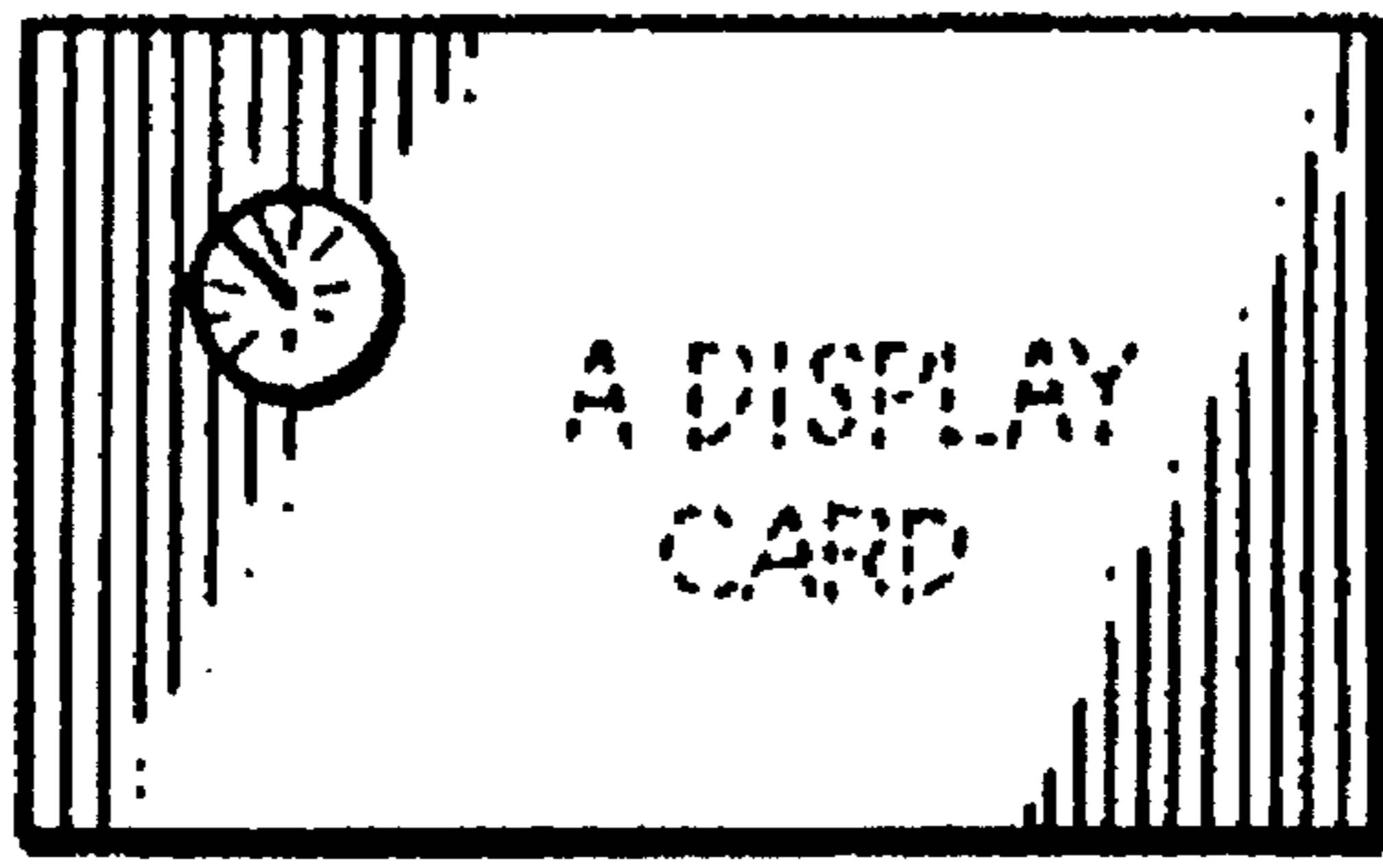


FIG. 2

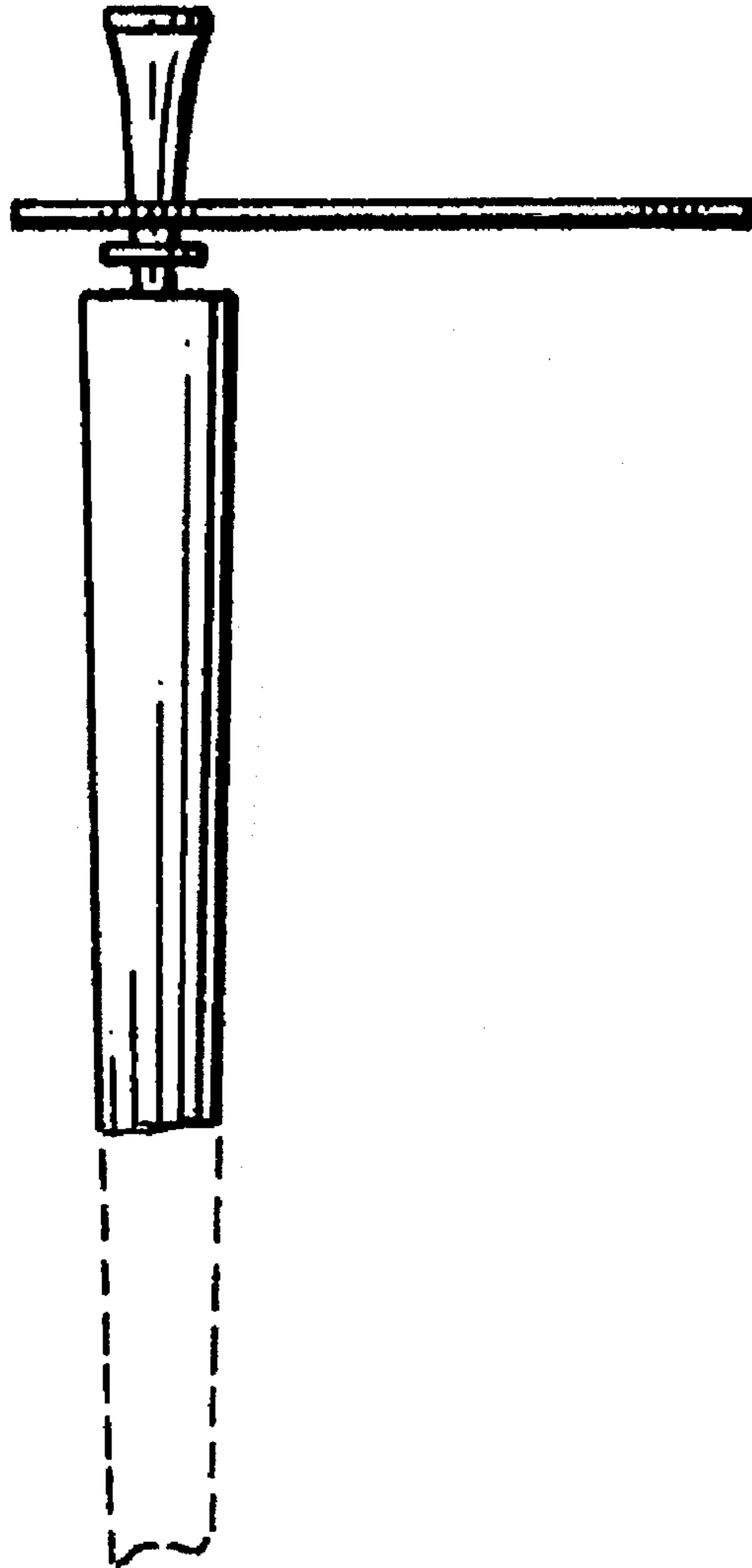


FIG. 1

