



US00D364038S

# United States Patent [19] Stanchin

[11] Patent Number: **Des. 364,038**

[45] Date of Patent: **\*\*Nov. 14, 1995**

[54] **HANDCUFF POUCH**

[76] Inventor: **Emery J. Stanchin**, 9617 Yarmouth Ct., Louisville, Ky. 440272

[\*\*] Term: **14 Years**

[21] Appl. No.: **26,494**

[22] Filed: **Jul. 29, 1994**

[52] U.S. Cl. .... **D3/230**

[58] Field of Search ..... **D3/230, 226, 212, D3/225, 215, 218, 224, 228, 219; 224/163, 191, 914, 150**

4,909,051	3/1990	Lee .	
4,964,419	10/1990	Karriker .	
5,009,346	4/1991	Butler .....	224/150 X
5,088,158	2/1992	Burkholder .	
5,159,728	11/1992	Bingold .	
5,193,254	3/1993	Geisinger .	

*Primary Examiner*—Lou Zarfaz  
*Assistant Examiner*—Catherine R. Oliver  
*Attorney, Agent, or Firm*—Middleton & Reutlinger; David W. Carrithers

### [57] CLAIM

The ornamental design for a handcuff pouch, as shown and described.

### [56] References Cited

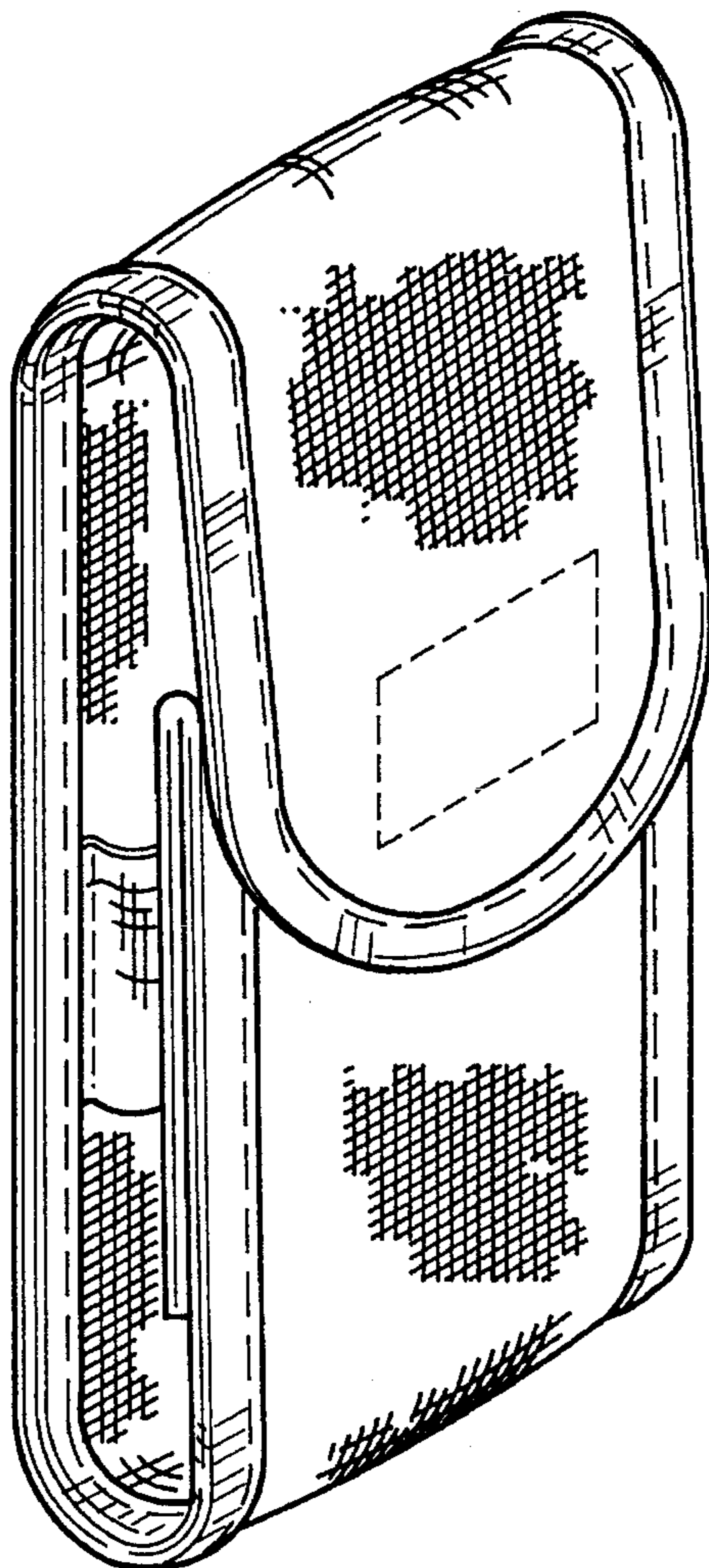
#### U.S. PATENT DOCUMENTS

D. 238,629	2/1976	Tibbetts .....	D3/230
D. 266,205	9/1982	Berman .....	D3/219
D. 291,627	9/1987	Collins .....	D3/219 X
D. 325,952	5/1992	Moore .....	D3/224 X
D. 338,106	8/1993	Elam .....	D3/226
1,413,290	4/1922	O'Leary .....	224/914 X
4,071,023	1/1978	Gregory .	
4,854,138	8/1989	Charland .	

### DESCRIPTION

FIG. 1 is an extended exterior perspective view of a handcuff pouch made in accordance with my design;  
FIG. 2 is an extended interior perspective view thereof;  
FIG. 3 is a closed front perspective view thereof;  
FIG. 4 is a closed rear perspective view thereof; and,  
FIG. 5 is a plan bottom thereof.

**1 Claim, 2 Drawing Sheets**



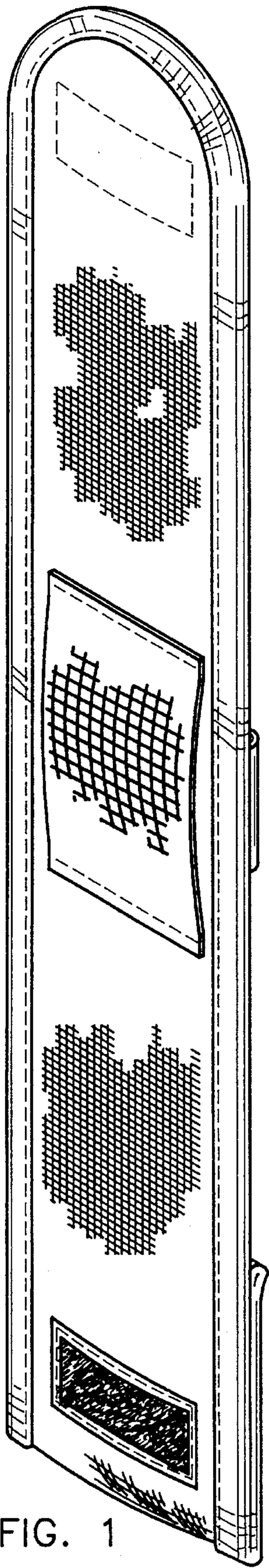


FIG. 1

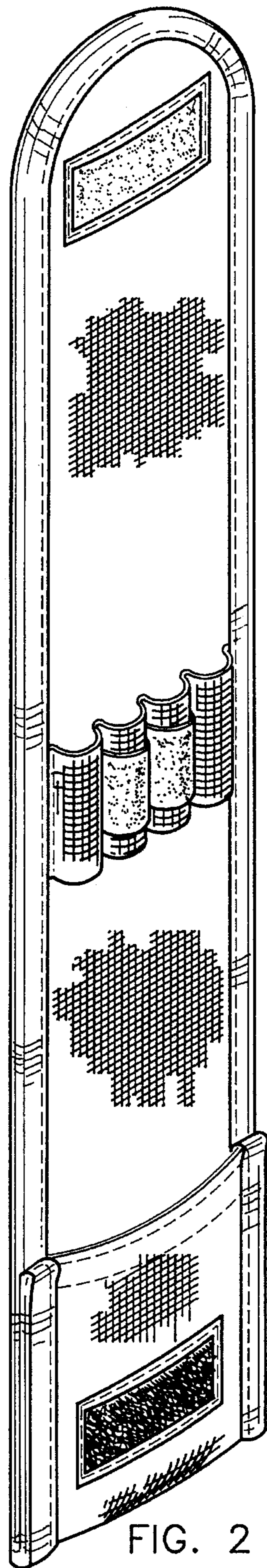


FIG. 2

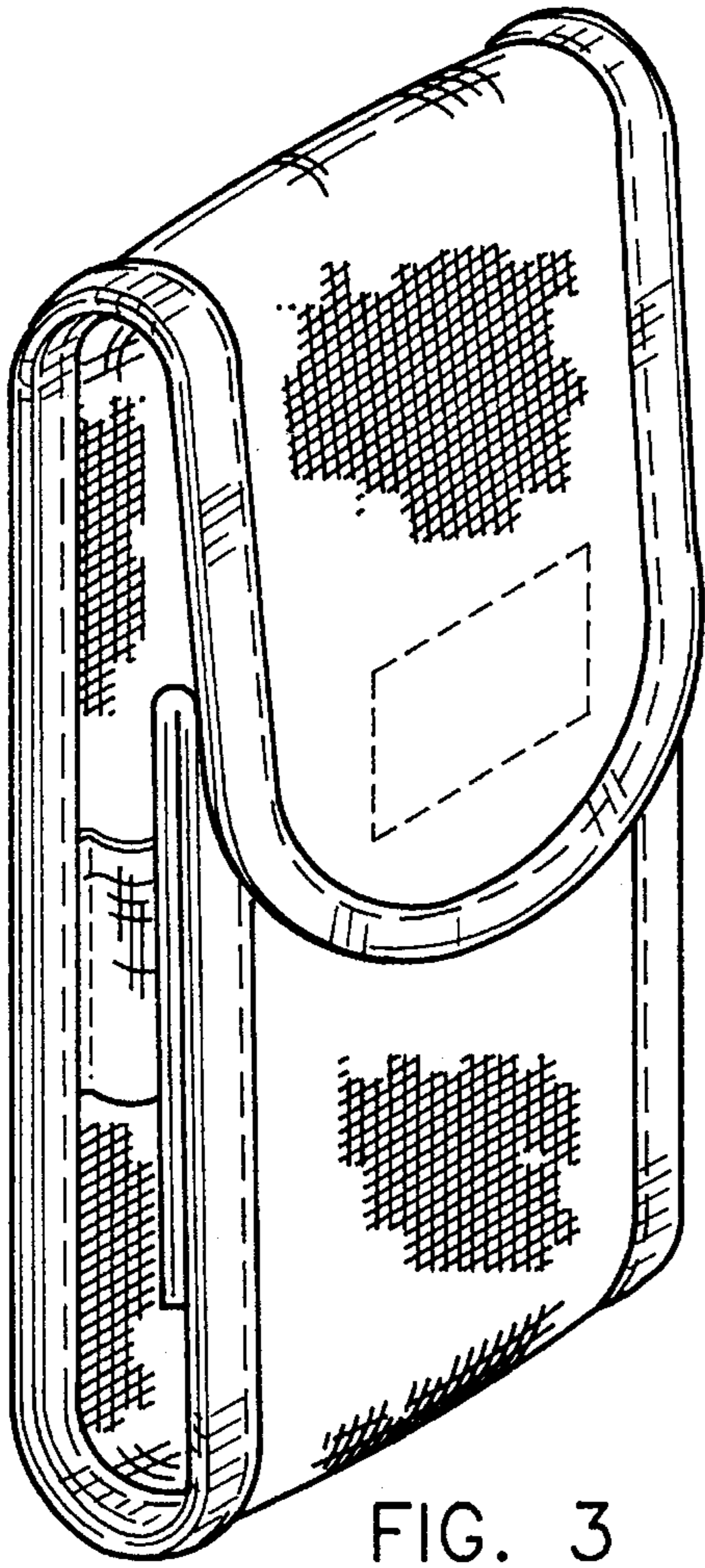


FIG. 3

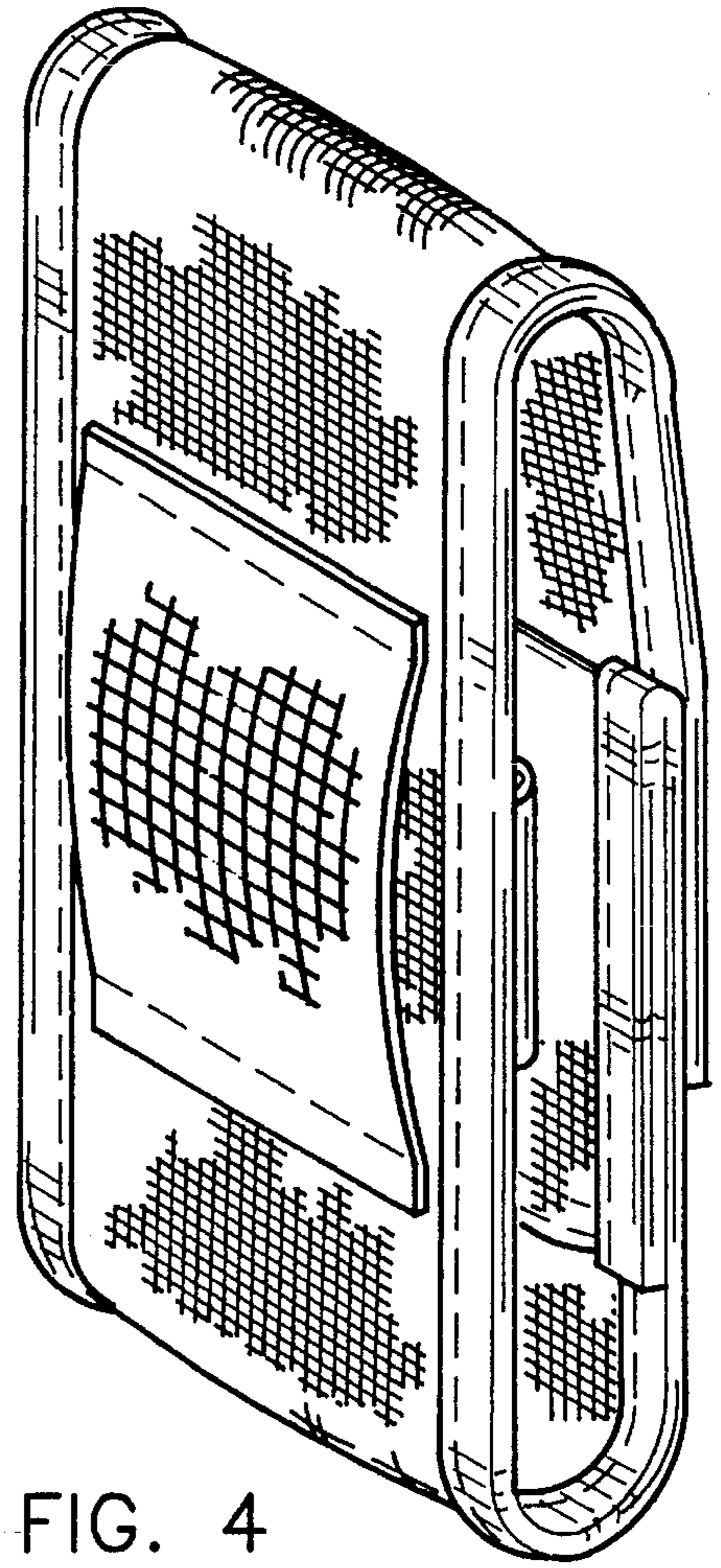


FIG. 4

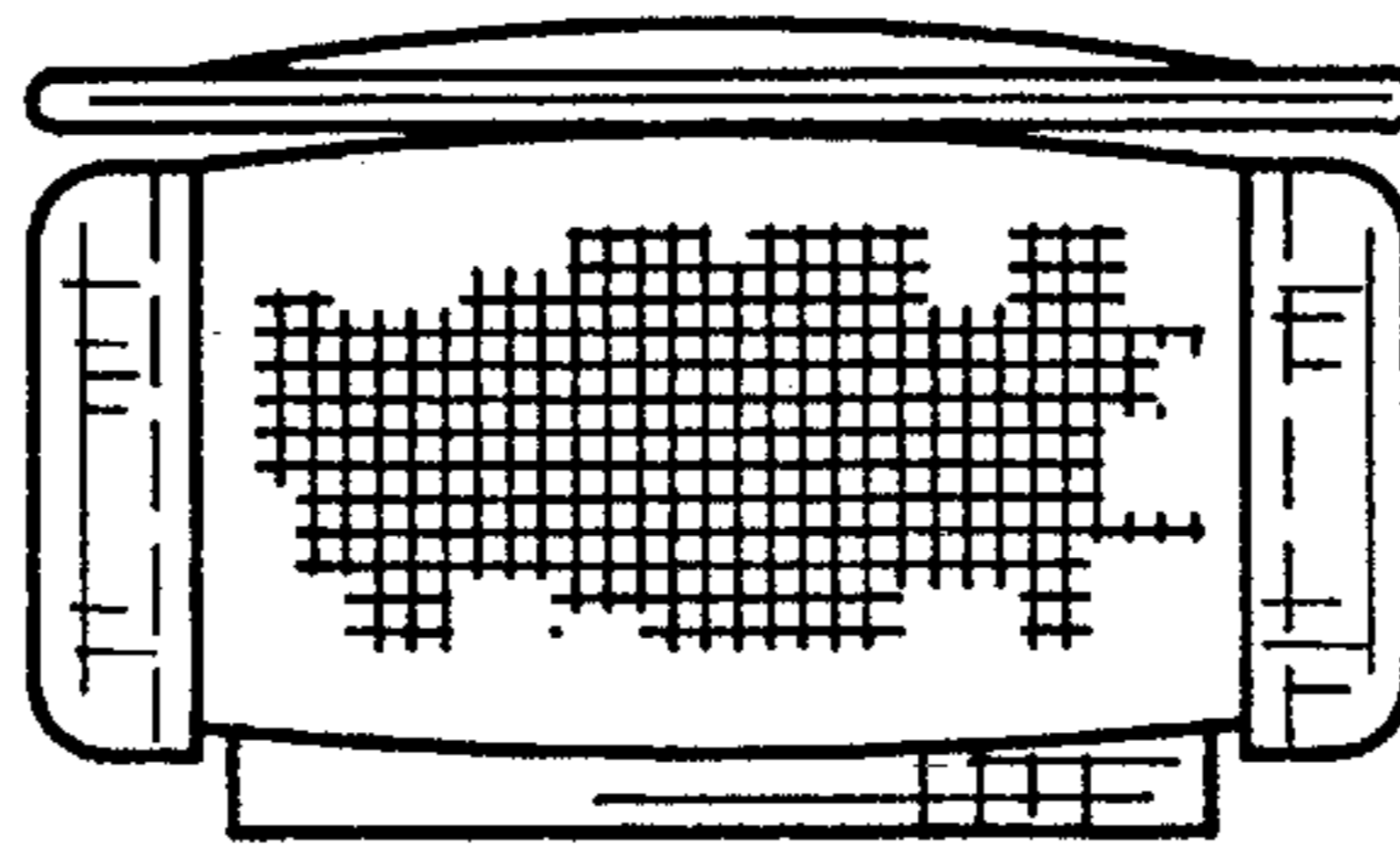


FIG. 5