



US00D364030S

United States Patent [19]

[11] **Patent Number: Des. 364,030**

Pigott et al.

[45] **Date of Patent: **Nov. 7, 1995**

[54] **PLASTIC PALLET ASSEMBLY**

[52] **U.S. Cl. D34/38**

[76] Inventors: **Brandon L. Pigott**, 1017 Elmwood Ave., Wilmette, Ill. 60091; **Schuyler F. Pigott**, 1122 N. Patton St., Arlington Heights, Ill. 60004; **Peter S. Pigott**, 803 Elmwood Ave., Wilmette, Ill. 60091; **Maurice J. Pigott**, 591 Cherry St., Winnetka, Ill. 60093

[58] **Field of Search** D34/38, 28; 108/56.1, 108/56.3, 51.1, 56.5, 53.1, 52.1

Primary Examiner—Kay H. Chin
Attorney, Agent, or Firm—Wallenstein & Wagner, Ltd.

[**] **Term: 14 Years**

[57] **CLAIM**

The ornamental design for a plastic pallet assembly, as shown and described.

[21] **Appl. No.: 24,050**

DESCRIPTION

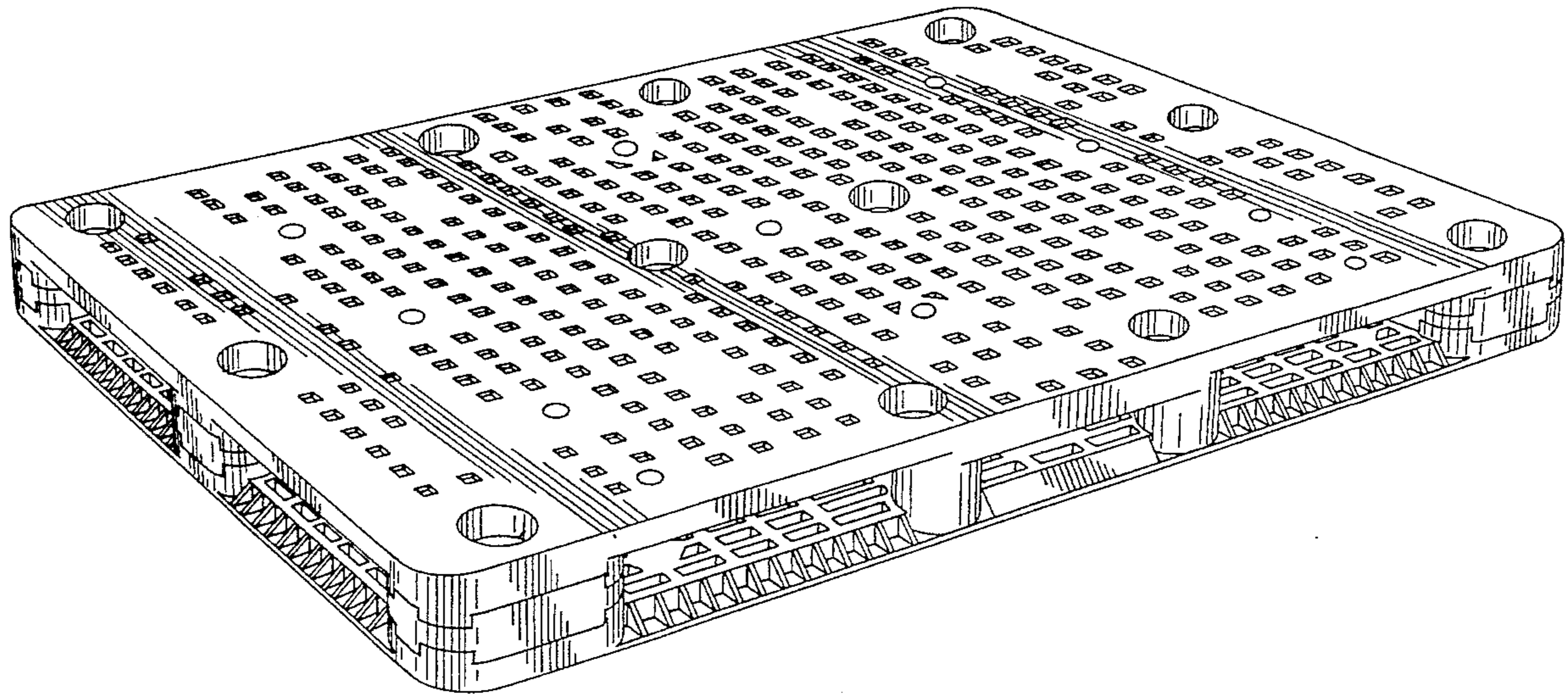
[22] **Filed: Jun. 7, 1994**

Related U.S. Application Data

FIG. 1 is a perspective top view of a plastic pallet assembly comprised of a base, a deck and a plurality of connectors showing our new design;
FIG. 2 is a top plan view of the deck thereof;
FIG. 3 is a bottom plan view of the base thereof;
FIG. 4 is a right elevation view of the pallet with the left elevation view being a mirror image thereof;
FIG. 5 is a front elevation view of the pallet with the rear elevation view being a mirror image thereof;
FIG. 6 is a top plan view of the base thereof; and,
FIG. 7 is a bottom plan view of the deck thereof.

[63] Continuation-in-part of Ser. No. 15,696, Nov. 24, 1993, Pat. No. Des. 354,606, which is a continuation-in-part of Ser. No. 12,508, Sep. 2, 1993, Pat. No. Des. 347,511, which is a continuation-in-part of Ser. No. 7,372, Apr. 21, 1993, Pat. No. Des. 346,681, which is a continuation-in-part of Ser. No. 961,396, Oct. 15, 1992, Pat. No. 5,343,814, which is a continuation-in-part of Ser. No. 644,928, Jan. 23, 1991, Pat. No. 5,197,395, which is a continuation-in-part of Ser. No. 230,025, Aug. 9, 1988, Pat. No. 4,843,976.

1 Claim, 6 Drawing Sheets



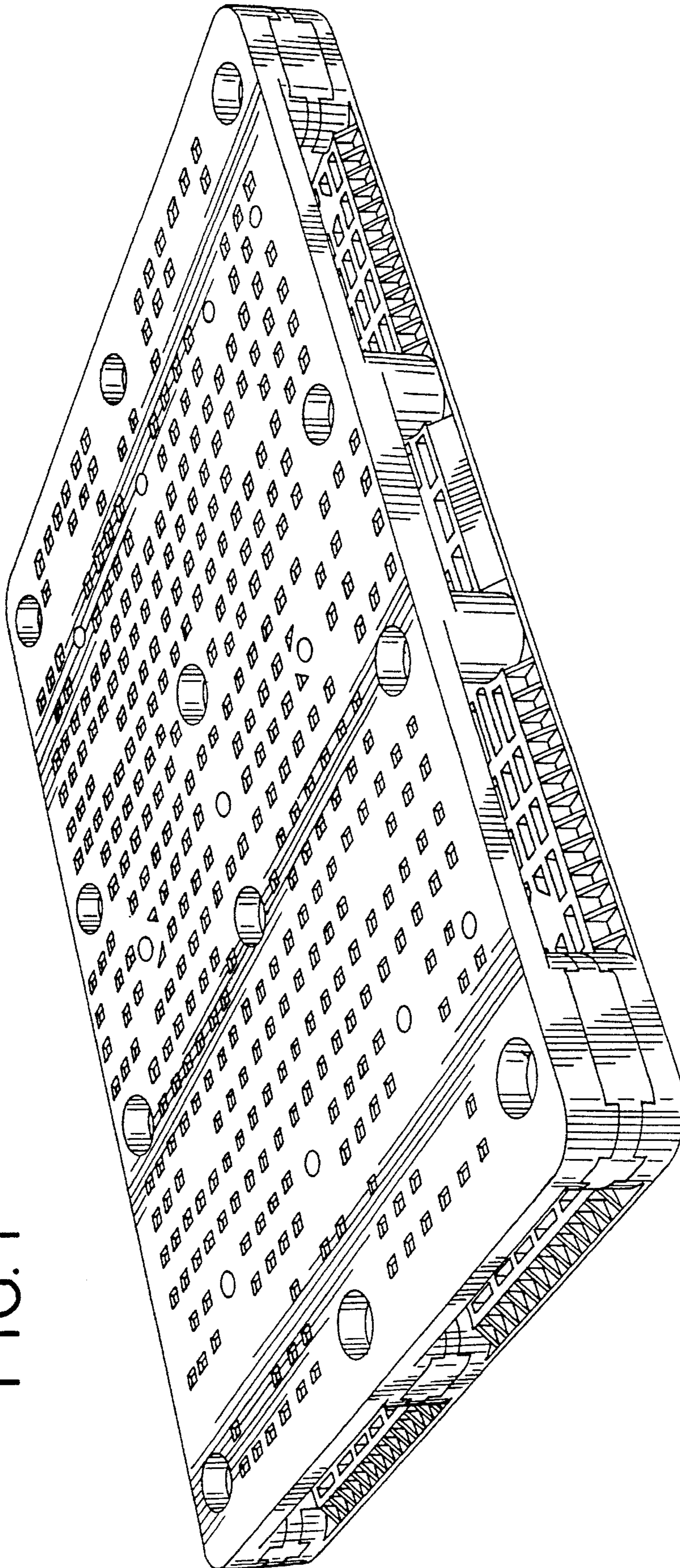


FIG. 1

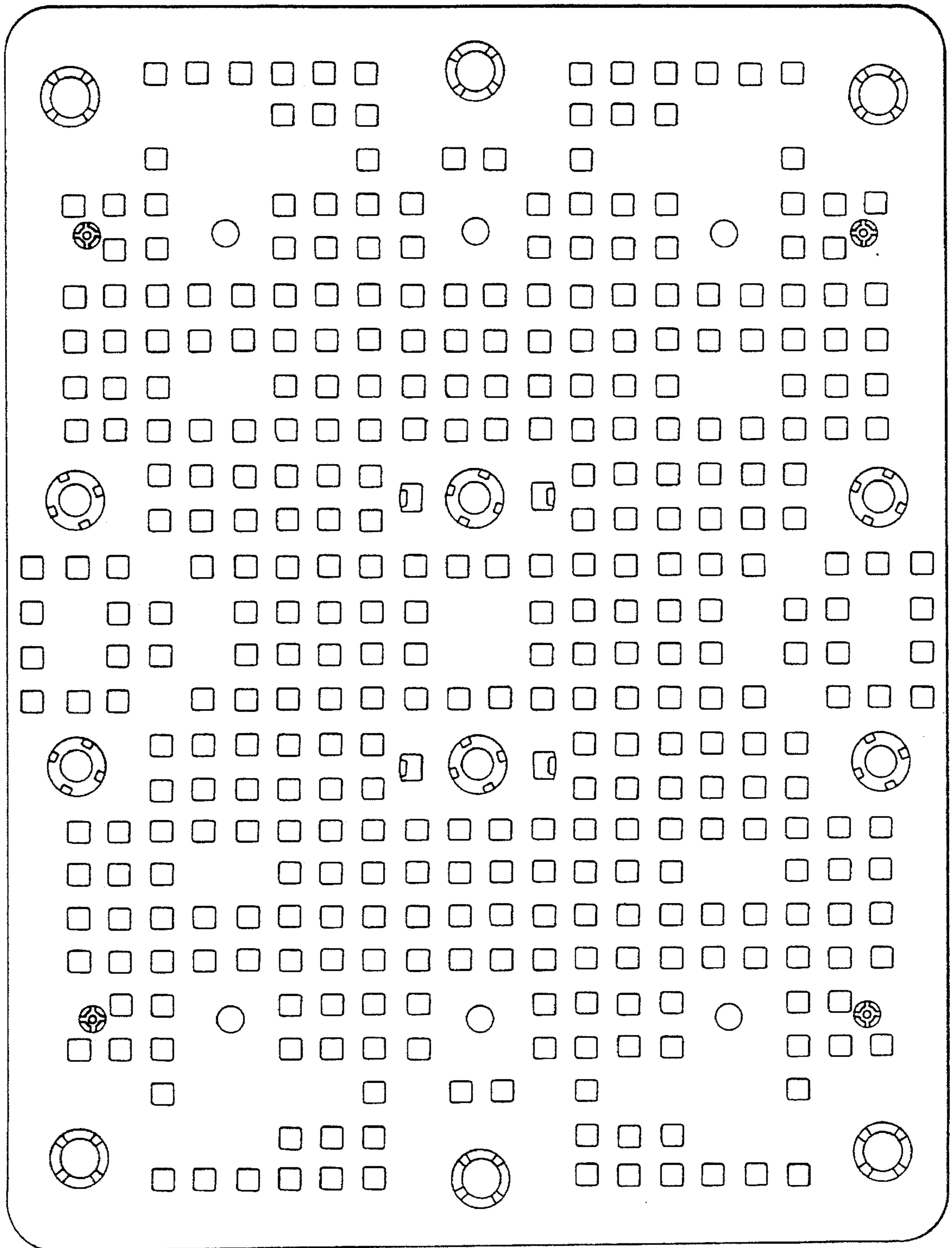


FIG. 2




FIG. 3

FIG. 4

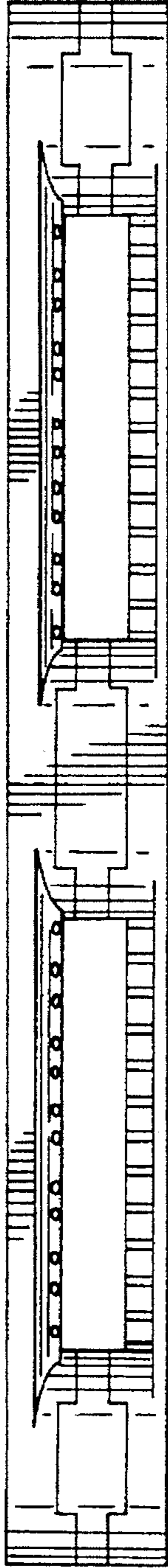
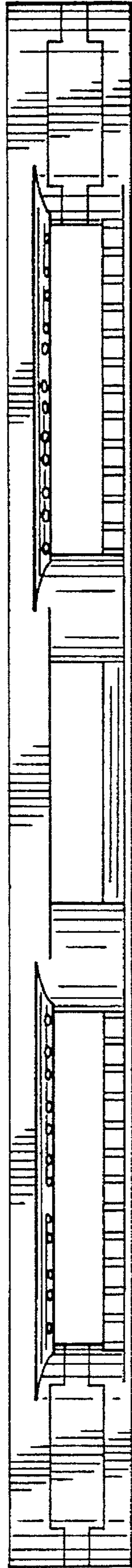


FIG. 5






FIG. 6

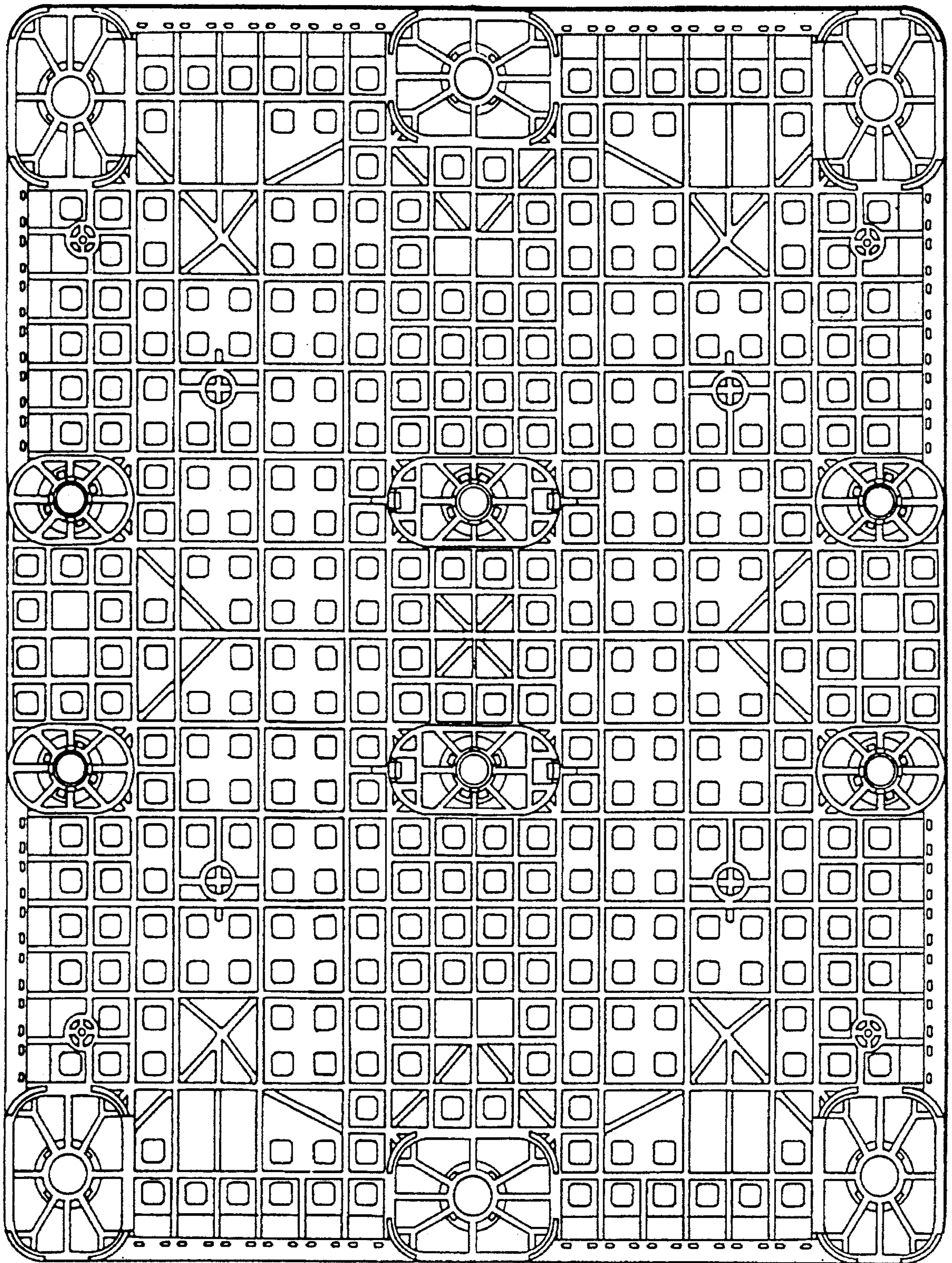


FIG. 7