



US00D364018S

United States Patent [19]

[11] Patent Number: **Des. 364,018**

Brightbill et al.

[45] Date of Patent: ****Nov. 7, 1995**

[54] **DISH DRAINER TRAY**

[75] Inventors: **Keith E. Brightbill**, Wooster; **Charles W. Craft**, Apple Creek; **Gregg M. Davis**, Powell, all of Ohio

[73] Assignee: **Rubbermaid Incorporated**, Wooster, Ohio

[**] Term: **14 Years**

[21] Appl. No.: **32,171**

[22] Filed: **Dec. 13, 1994**

[52] U.S. Cl. **D32/55**

[58] Field of Search D32/3, 55-58; D3/260, 304, 306; D6/462; 4/637-638, 656; 24/13, 41; 248/128, 346; 220/511-512, 487-488

[56] References Cited

U.S. PATENT DOCUMENTS

D. 35,670	2/1902	Eustis	D32/55
D. 271,339	11/1983	Lee	D32/55
D. 344,828	3/1994	Adams	D32/56
D. 347,718	6/1994	Craft et al.	D32/57
D. 353,921	12/1994	Lippisch et al.	D32/55
5,158,184	10/1992	Craft et al.	211/41
5,385,261	1/1995	Lippisch	220/572

OTHER PUBLICATIONS

Sell sheet, Dish drainer tray; Ingrid, 1419 Lake Cook Rd., Suite 200, Deerfield, Ill. 60015. Published at least as early as Aug. 12, 1990.

Catalog page, Drainboards; Tucker Housewares, 25 Tucker Dr., Leominster, Mass. 01469. Publication date 1989.

Pp. 16 and 17, Drainboards; Tucker Housewares, 25 Tucker Dr., Leominster, Mass. 01469. Published at least as early as

Dec. 1991.

Catalog page, Dish drainer trays; Nova Housewares, C/-Kader Plastics Pty. Ltd., Hume Highway, PO Box 42, Craigieburn, Victoria 3064 Australia. Published at least as early as 1991.

Sell sheet, Dish drainer trays; Sterilite Corporation, 198 Main St., P.O. Box 524, Main St., Townsend, Mass. Publication date 1991.

Catalog page, Dish drainer trays; Sterilite Corporation, 198 Main St., P.O. Box 524, Main St., Townsend, Mass. Publication date 1991.

P. 28, Dish drainer trays; Dupol-Rubbermaid GmbH; An der Trift, D-6072 Dreieich, Germany. Publication date 1989.

P. 6, Dish drainer trays; Rubbermaid Incorporated, 1147 Akron Rd., Wooster, Ohio 44691. Publication date 1986.

Primary Examiner—A. Hugo Word

Assistant Examiner—Robin V. Taylor

Attorney, Agent, or Firm—Richard B. O'Planick; Lisa B. Riedesel

[57] CLAIM

The ornamental design for a dish drainer tray, as shown and described.

DESCRIPTION

FIG. 1 is a top right rear perspective view of a dish drainer tray showing our new design. The broken lines are for illustrative purposes only and form no part of the claimed design;

FIG. 2 is a top plan view thereof;

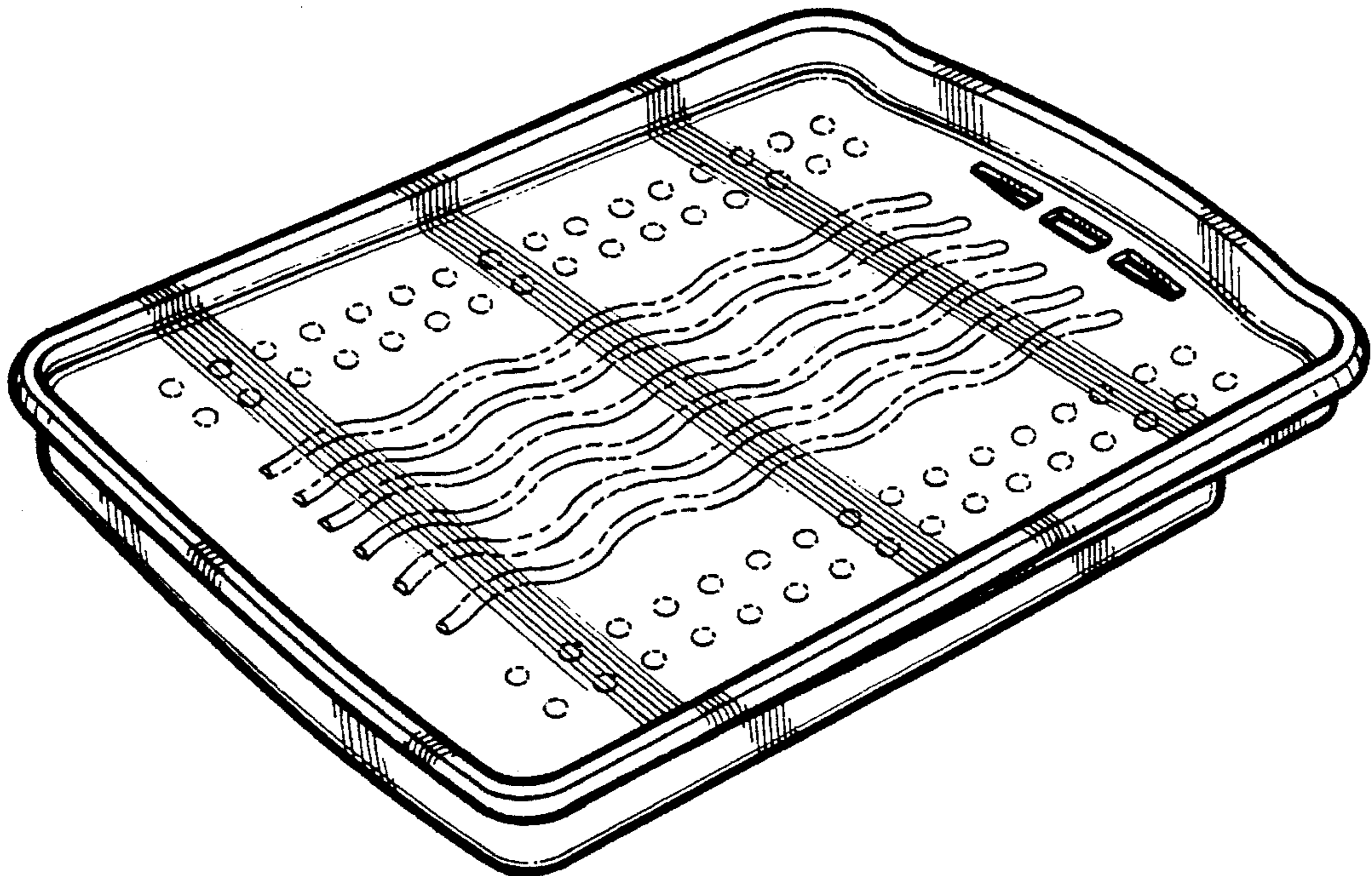
FIG. 3 is a right side elevational view thereof; the left side elevational view being a mirror image;

FIG. 4 is a front elevational view thereof;

FIG. 5 is a rear elevational view thereof; and,

FIG. 6 is a bottom plan thereof.

1 Claim, 2 Drawing Sheets



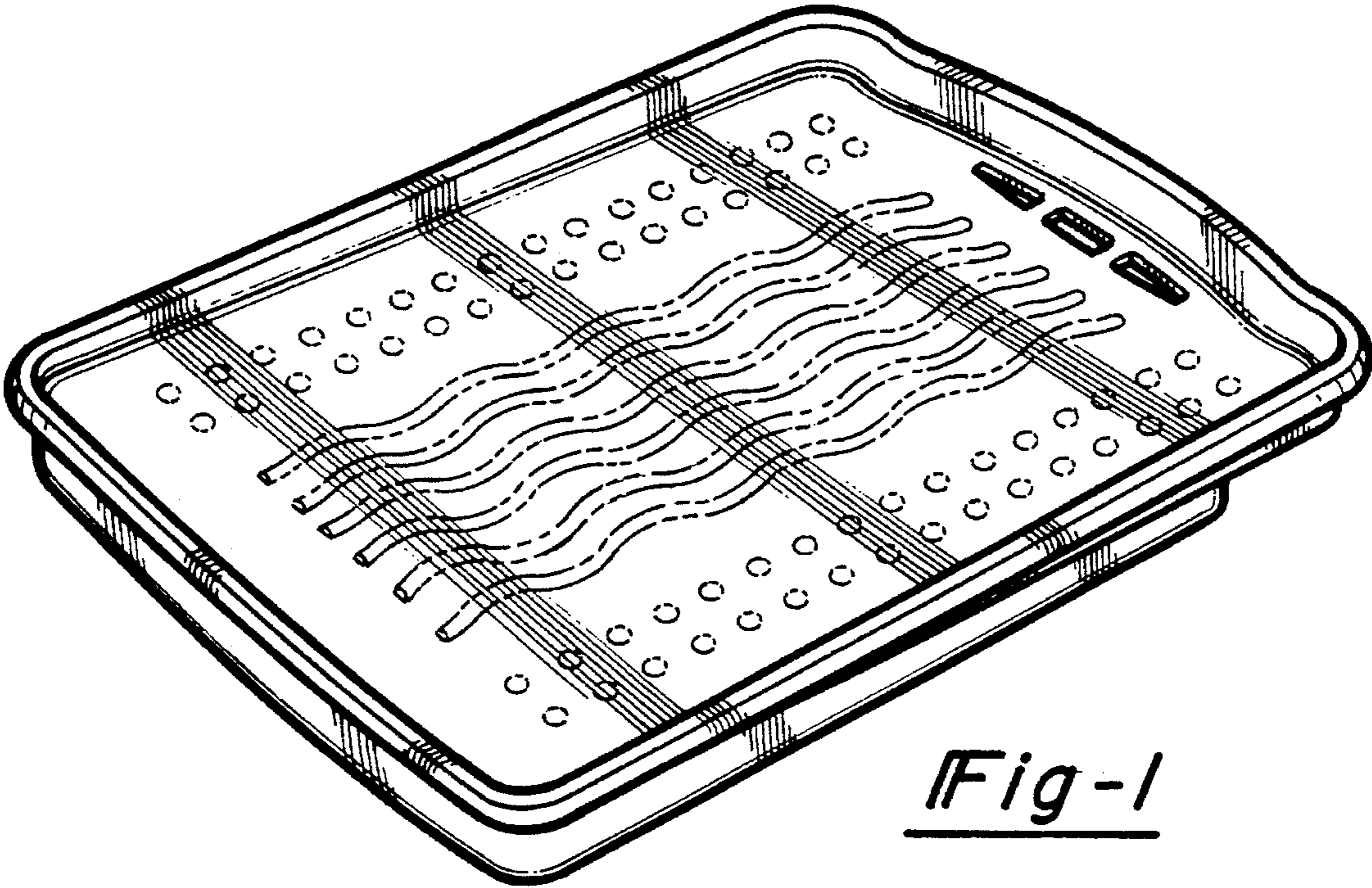


Fig-1

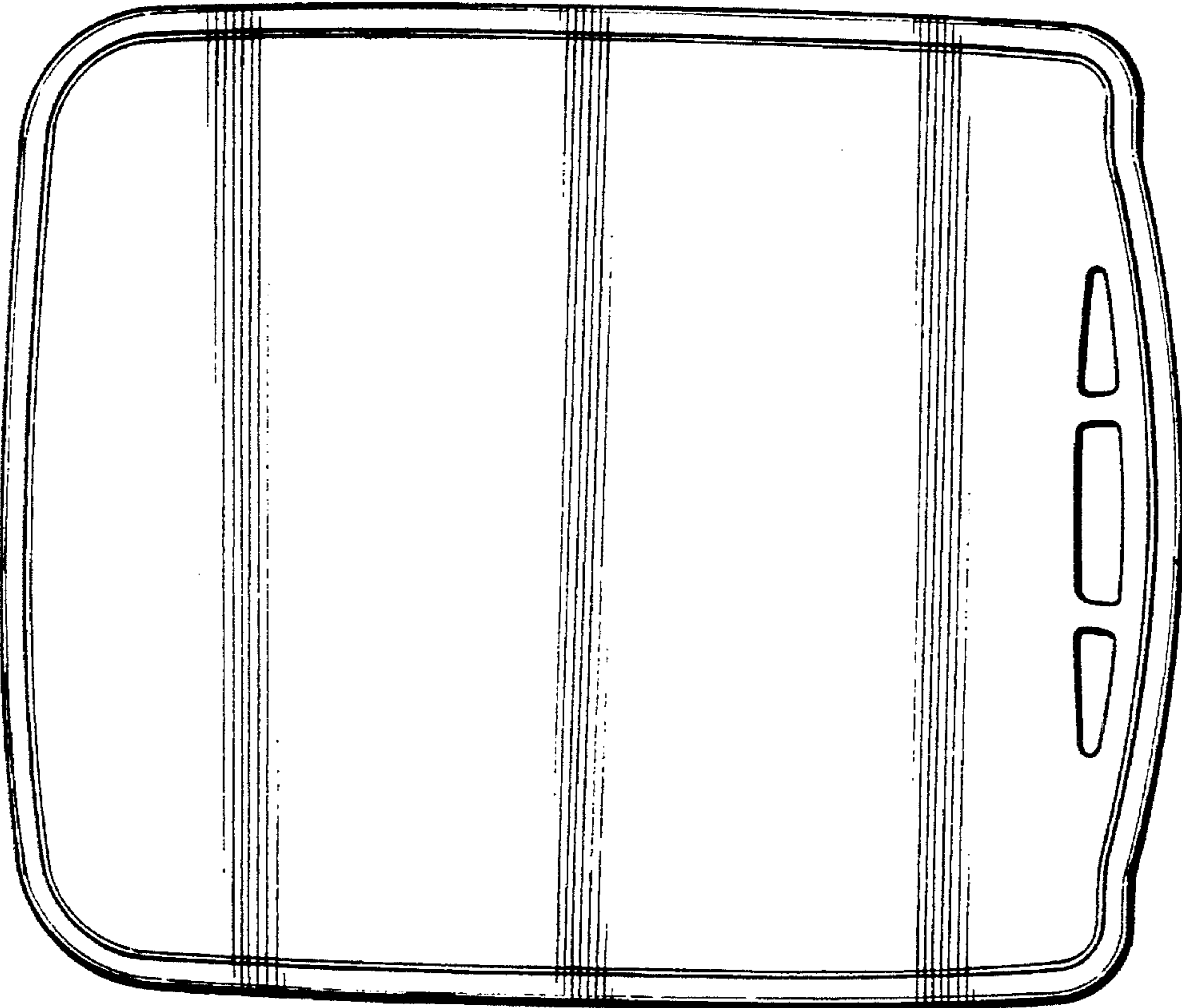


Fig-2




Fig-3




Fig-4




Fig-5

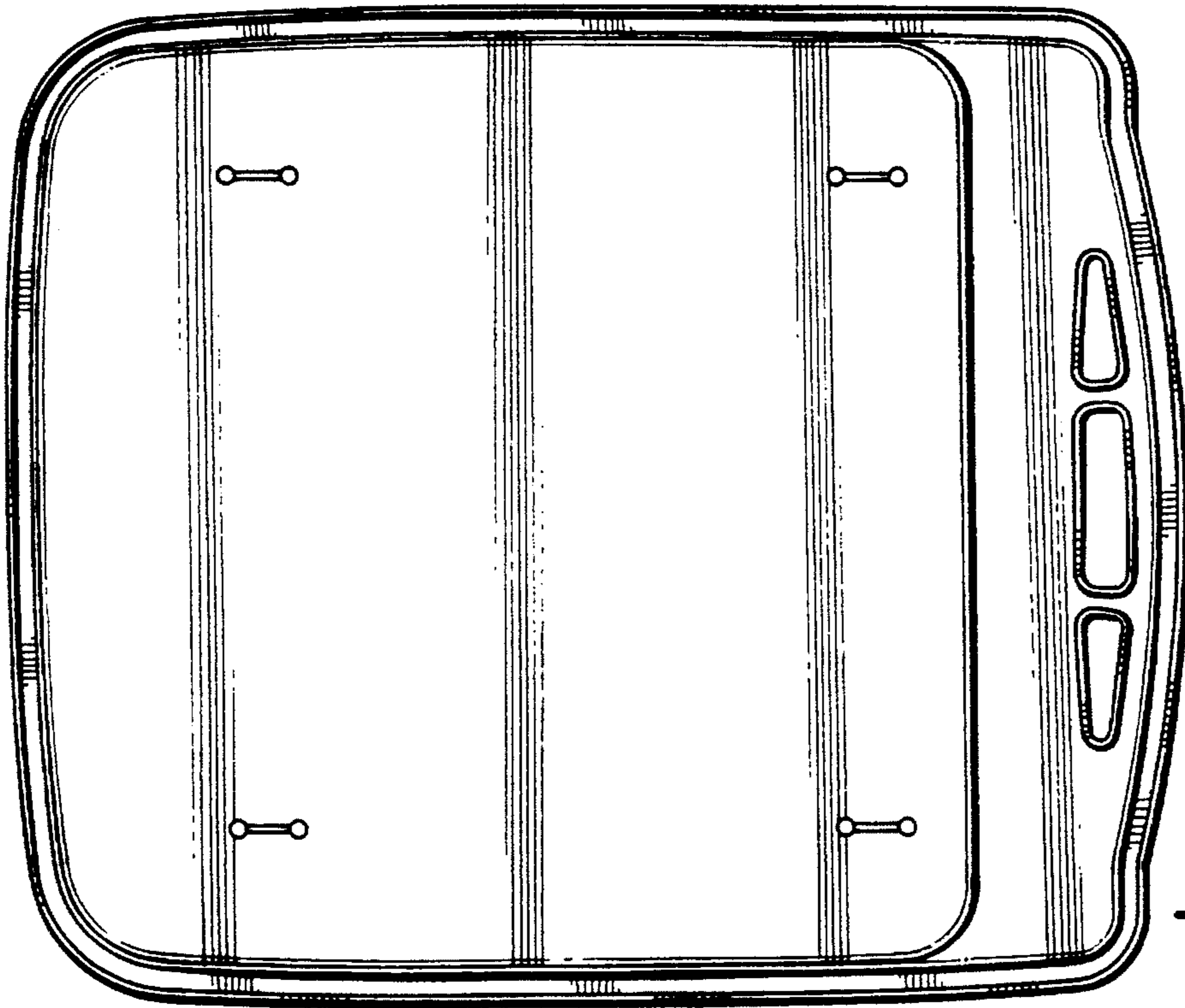


Fig-6