



US00D364006S

# United States Patent [19]

Kamen

[11] Patent Number: Des. 364,006

[45] Date of Patent: \*\*Nov. 7, 1995

## [54] LIPSTICK CONTAINER

[75] Inventor: Melvin E. Kamen, Highlands, N.J.

[73] Assignee: Revlon Consumer Products Corporation, New York, N.Y.

[\*\*] Term: 14 Years

[21] Appl. No.: 25,658

[22] Filed: Jul. 7, 1994

[52] U.S. Cl. .... D28/88

[58] Field of Search ..... D28/85-90, 76, D28/77, 7; 132/317, 318, 320; 206/385; 401/55, 62, 82, 88, 89, 98

## [56] References Cited

### U.S. PATENT DOCUMENTS

D. 352,133	11/1994	Wacker	.....	D28/88
1,766,990	6/1930	Freeman	.....	D28/88 X
1,919,887	7/1933	Gleeson	.....	D28/88 X
2,069,556	2/1937	O'Connor	.....	132/298
2,509,536	5/1950	Spender	.....	401/55
2,565,346	8/1951	Braselton	.....	401/61
3,192,933	7/1965	Prince	.....	D28/86 X
3,309,728	3/1967	Seaver	.....	401/116 X

### FOREIGN PATENT DOCUMENTS

934971	5/1948	France	.....	132/318
--------	--------	--------	-------	---------

## OTHER PUBLICATIONS

*Beauty Fashion &/1983*, p. 81: cylindrical lipstick case indicated by arrow.

Primary Examiner—Ted Shooman  
Assistant Examiner—C. Tuttle  
Attorney, Agent, or Firm—Julie Blackburn

## [57] CLAIM

The ornamental design for a lipstick container, as shown and described.

## DESCRIPTION

FIG. 1 is a top perspective view of a lipstick container showing my new design with the lid in place; FIG. 2 is a top plan view thereof; FIG. 3 is a bottom plan view thereof; FIG. 4 is an exploded perspective view thereof; FIG. 5 is a rear elevational view of the base portion shown separately for completeness of disclosure; FIG. 6 is a right side elevational view thereof, the side opposite being a mirror image of the side shown; FIG. 7 is a front elevational view thereof; FIG. 8 is a top plan view thereof; and, FIG. 9 is a front elevational view of a second embodiment wherein the modification resides in the location of the dispensing actuator at the front instead of the rear.

1 Claim, 2 Drawing Sheets

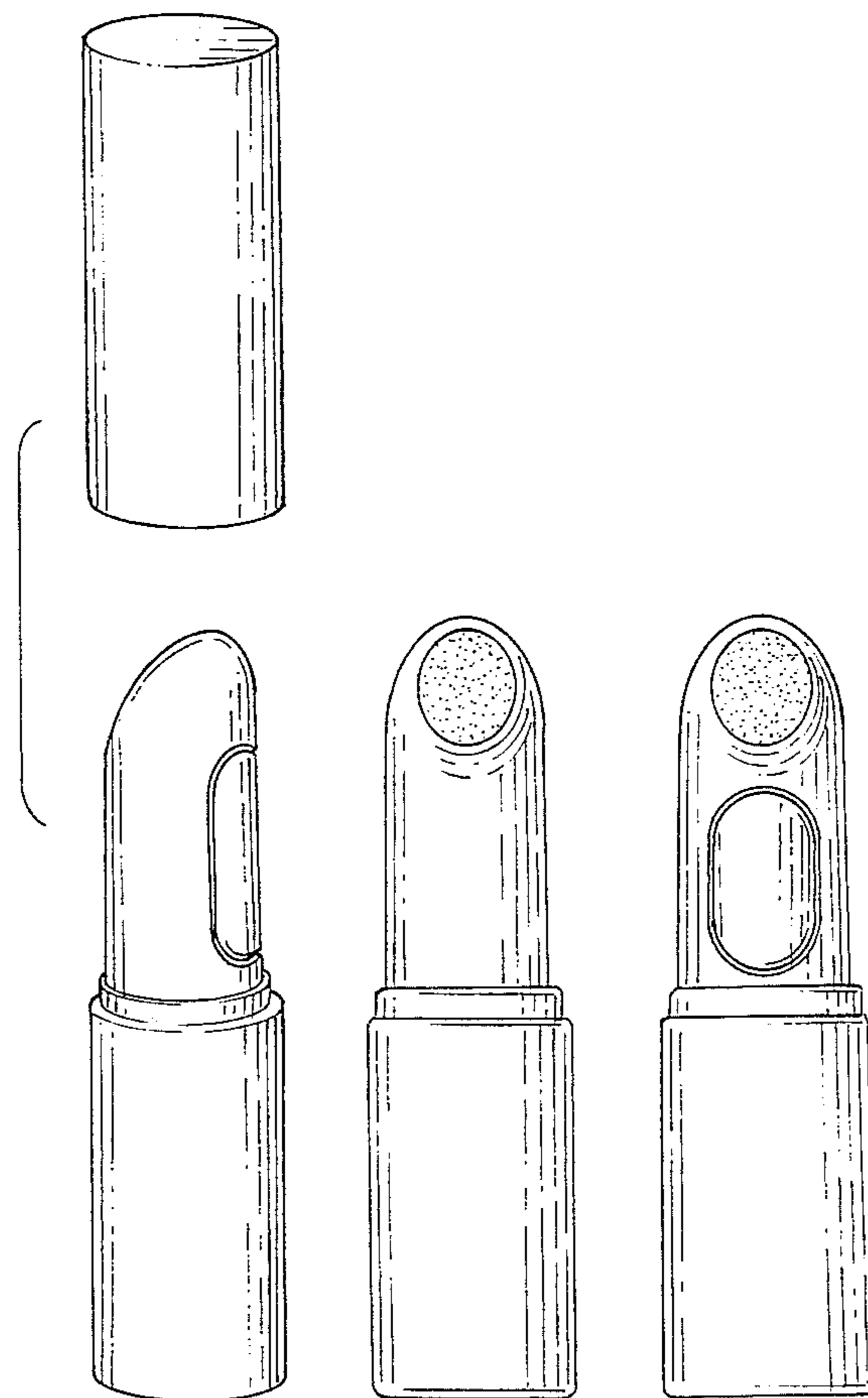


FIG. 1

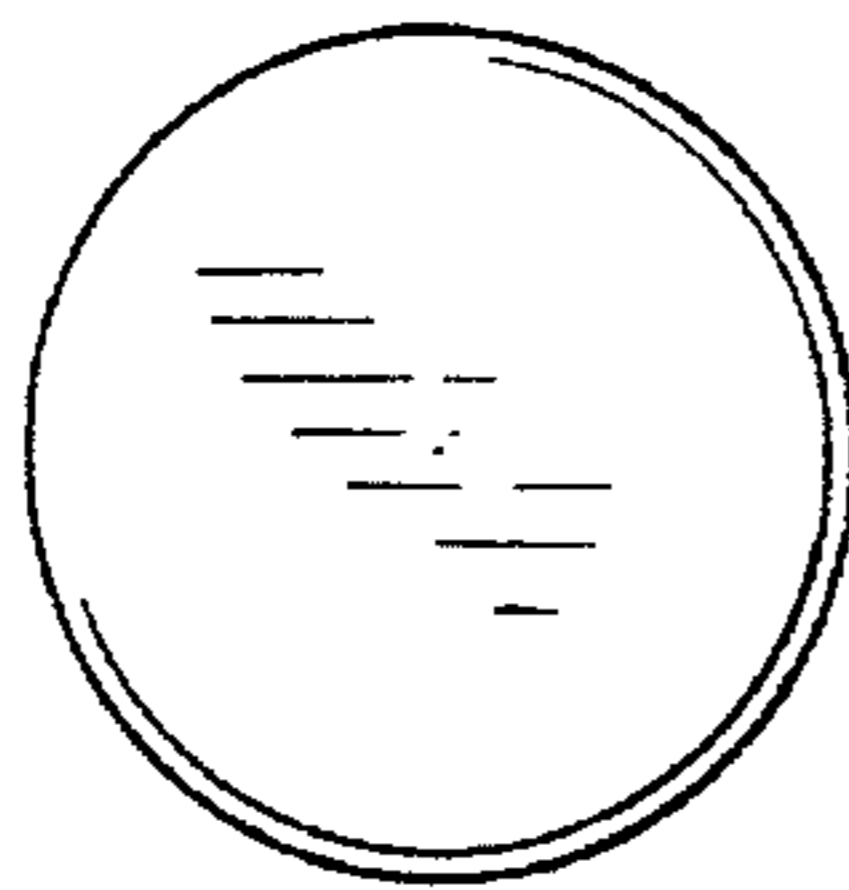
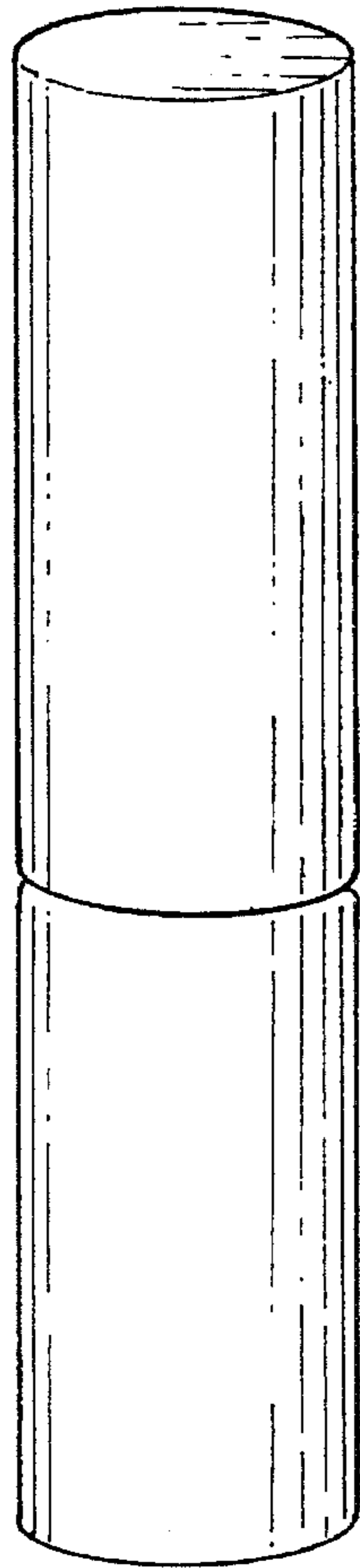


FIG. 2

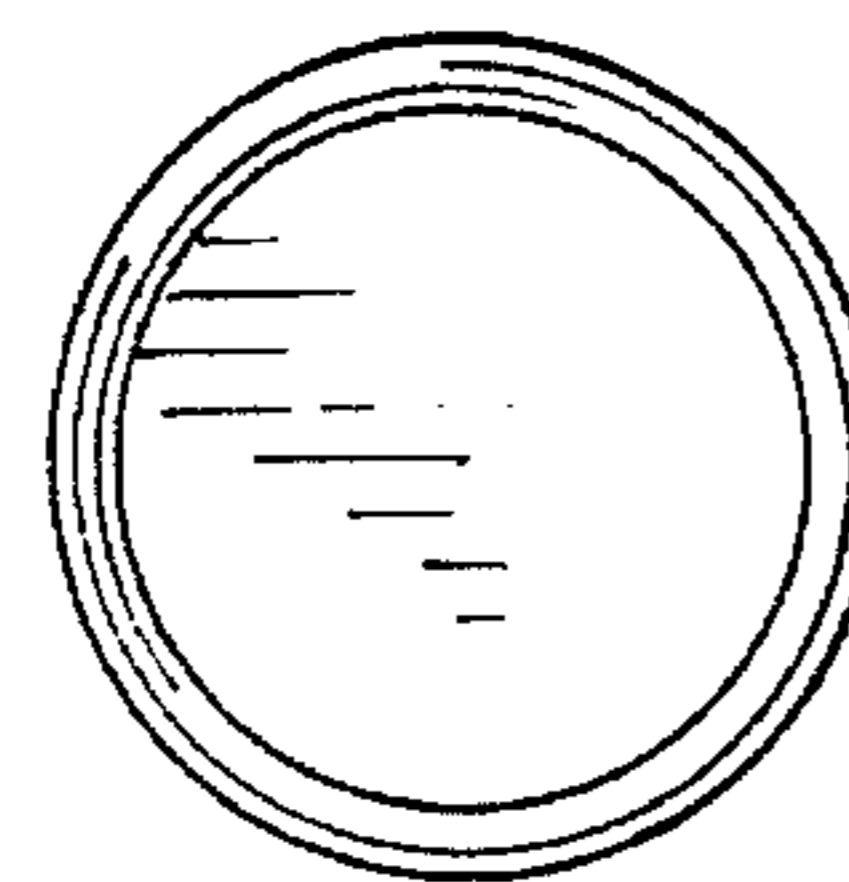


FIG. 3

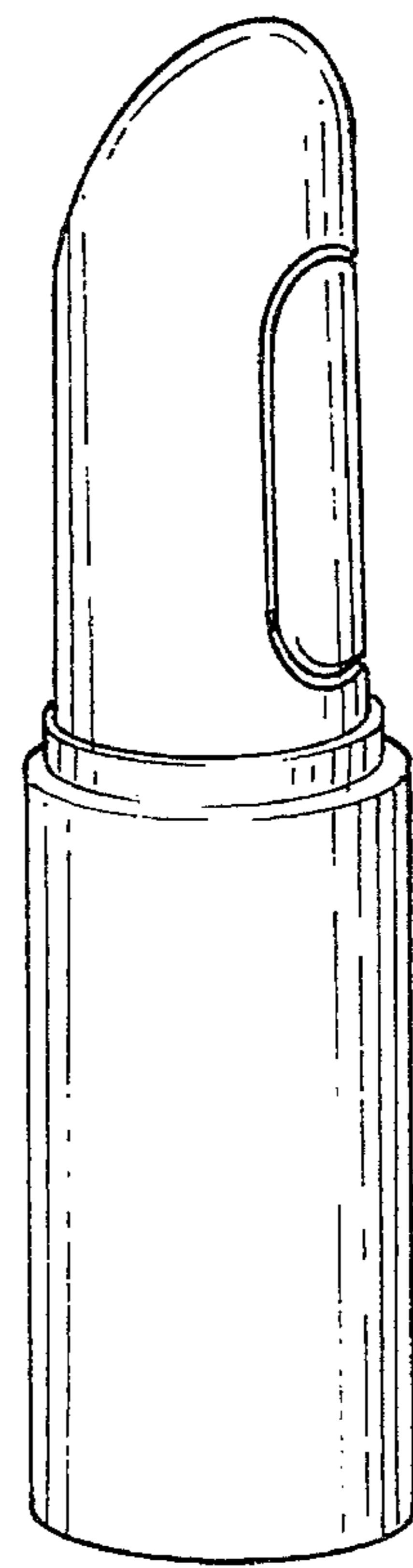



FIG. 4

FIG. 5

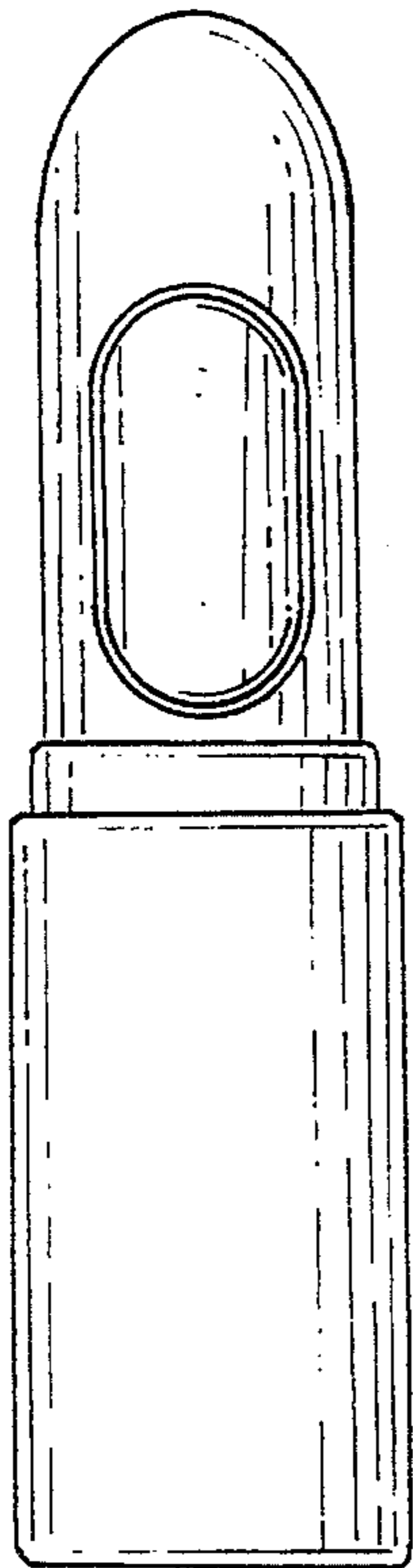


FIG. 6




FIG. 7

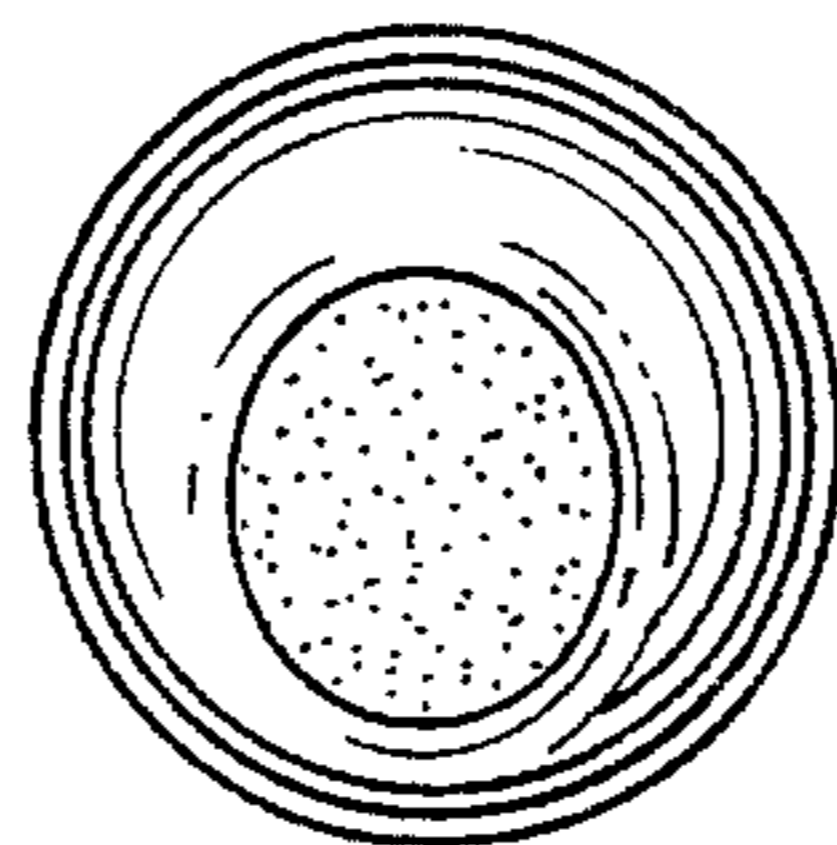
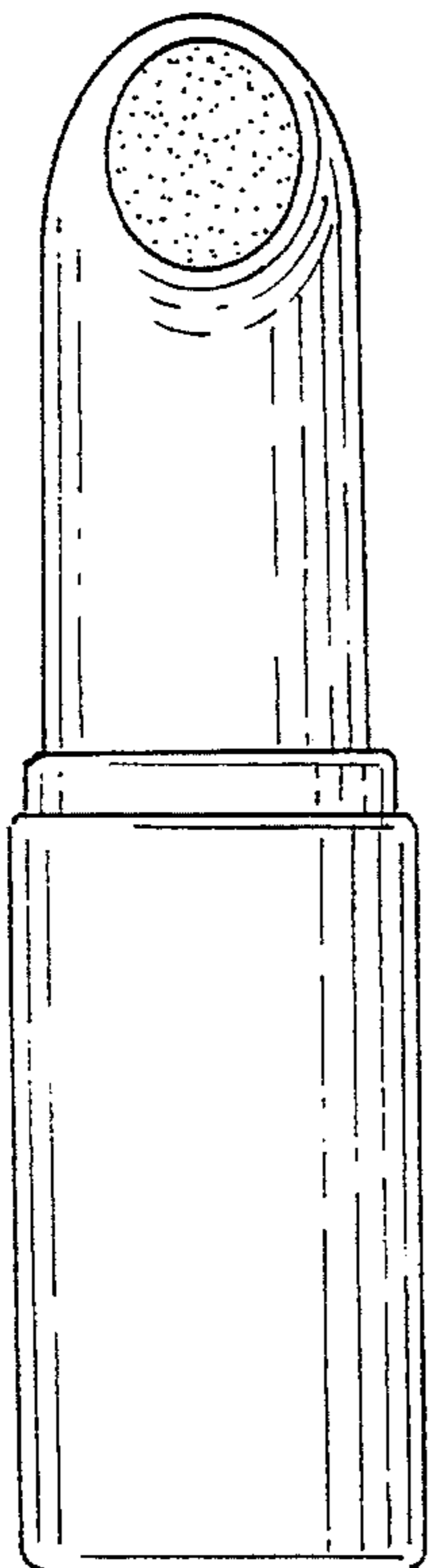


FIG. 8

FIG. 9

