



US00D363999S

# United States Patent [19]

Taylor et al.

[11] Patent Number: **Des. 363,999**

[45] Date of Patent: **\*\*Nov. 7, 1995**

[54] LAMP FIXTURE

[75] Inventors: **James C. Taylor**, Angola; **John W. Schindler**, Huntington, both of Ind.

[73] Assignee: **Theodore Bargman Company**, Albion, Ind.

[\*\*] Term: **14 Years**

[21] Appl. No.: **33,713**

[22] Filed: **Jan. 18, 1995**

### Related U.S. Application Data

[62] Division of Ser. No. 18,159, Jan. 31, 1994.  
[52] U.S. Cl. .... **D26/28**  
[58] Field of Search ..... D26/28-36, 72,  
D26/80, 92; 362/61, 74, 147, 432, 362,  
404, 363

### [56] References Cited

#### U.S. PATENT DOCUMENTS

D. 300,866 4/1989 Macaluso ..... D26/28  
D. 324,111 2/1992 Arbisi ..... D26/28

D. 334,821 4/1993 Morgan ..... D26/28  
D. 335,191 4/1993 Morgan ..... D26/28  
D. 343,915 2/1994 Baader et al. .... D26/28  
D. 349,581 8/1994 Kapp ..... D26/28  
4,872,099 10/1989 Kelley et al. .  
5,003,449 3/1991 Stephenson et al. .

*Primary Examiner*—A. Hugo Word  
*Assistant Examiner*—Marcus Jackson  
*Attorney, Agent, or Firm*—George Pappas

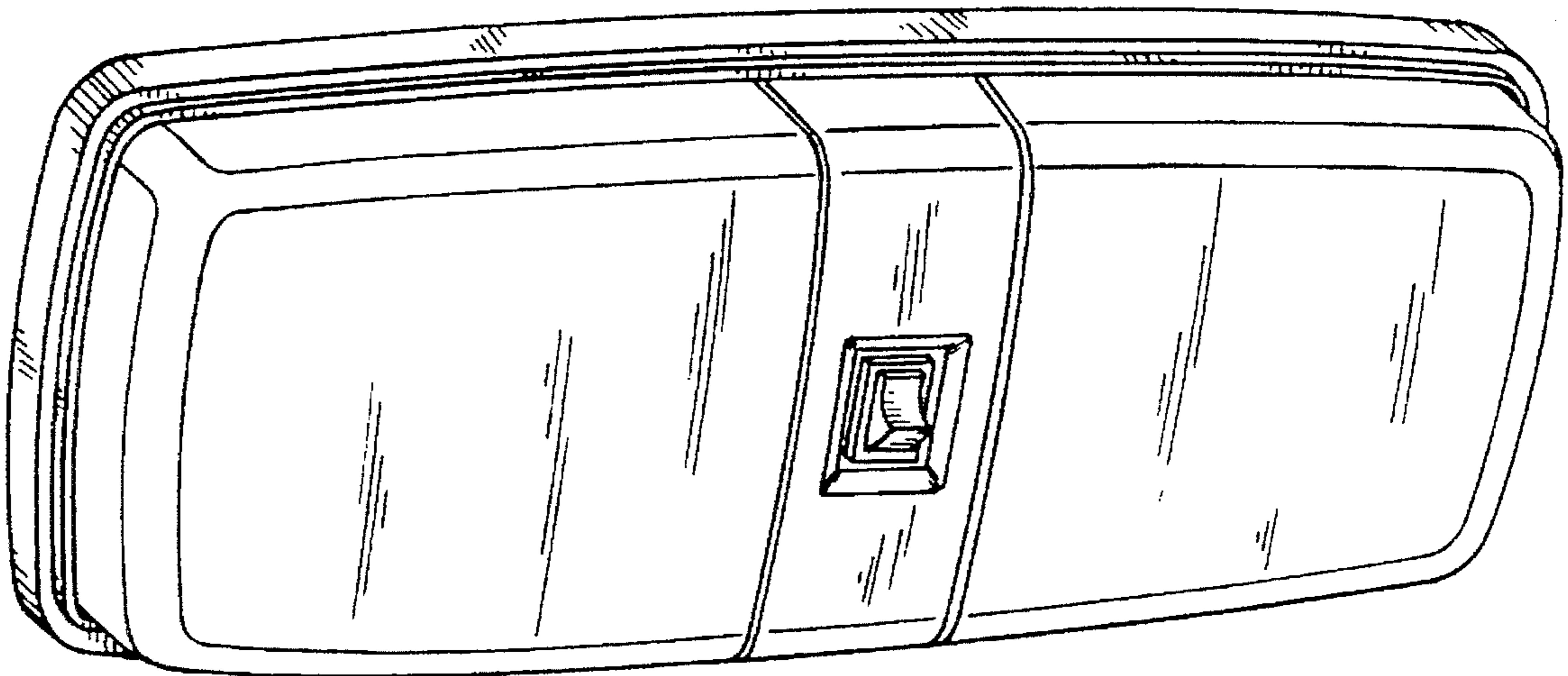
### [57] CLAIM

The ornamental design for a light fixture, as shown and described.

### DESCRIPTION

FIG. 1 is a perspective view of a lamp fixture showing our new design;  
FIG. 2 is a front elevational view thereof, with the rear being flat and unornamented;  
FIG. 3 is a right side elevational view thereof, with the opposite side being a mirror image; and,  
FIG. 4 is a bottom plan view thereof, with the top being a mirror image.

**1 Claim, 1 Drawing Sheet**



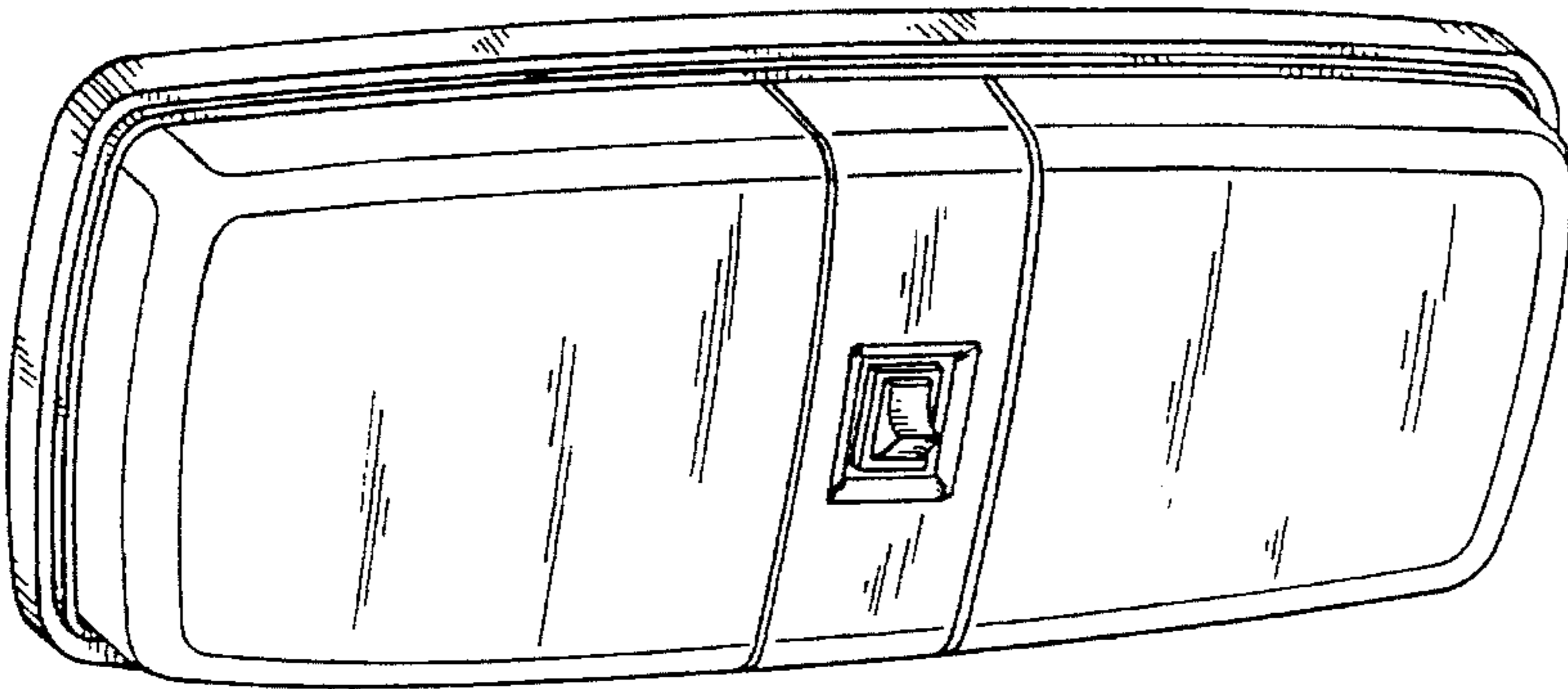


FIG. 1

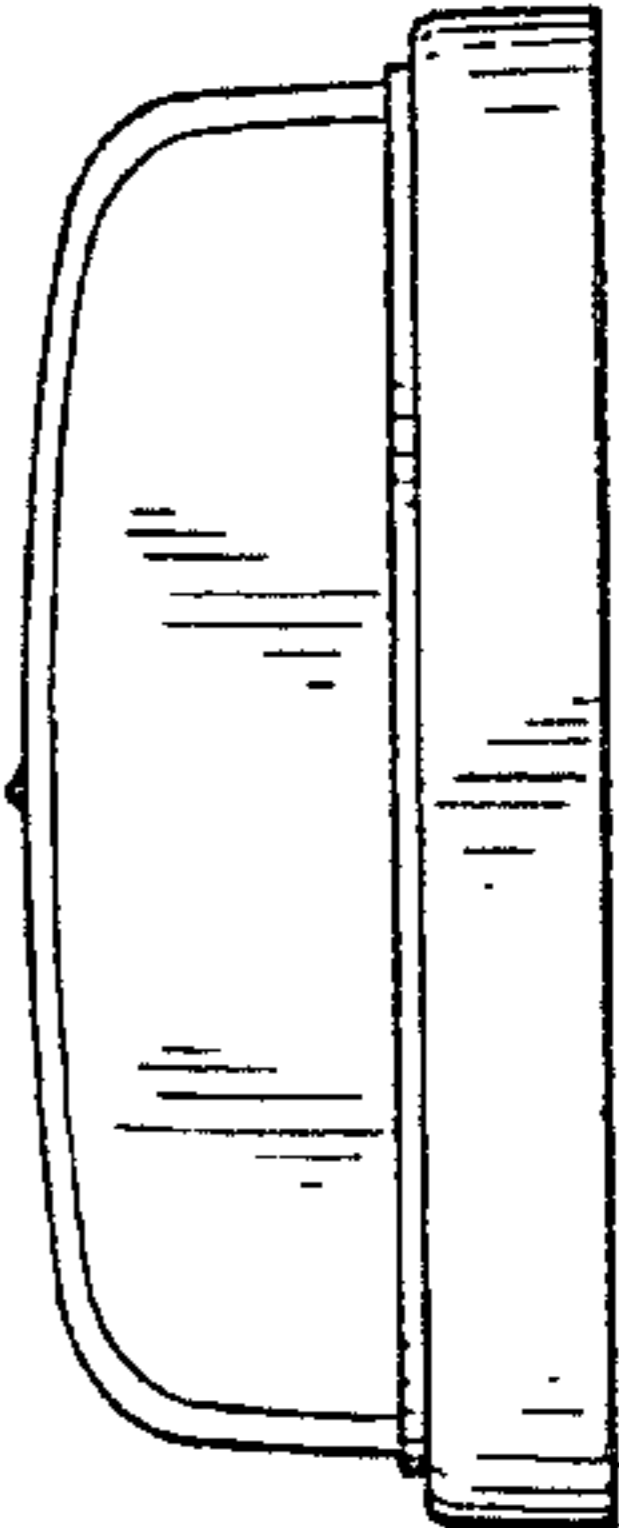


FIG. 3

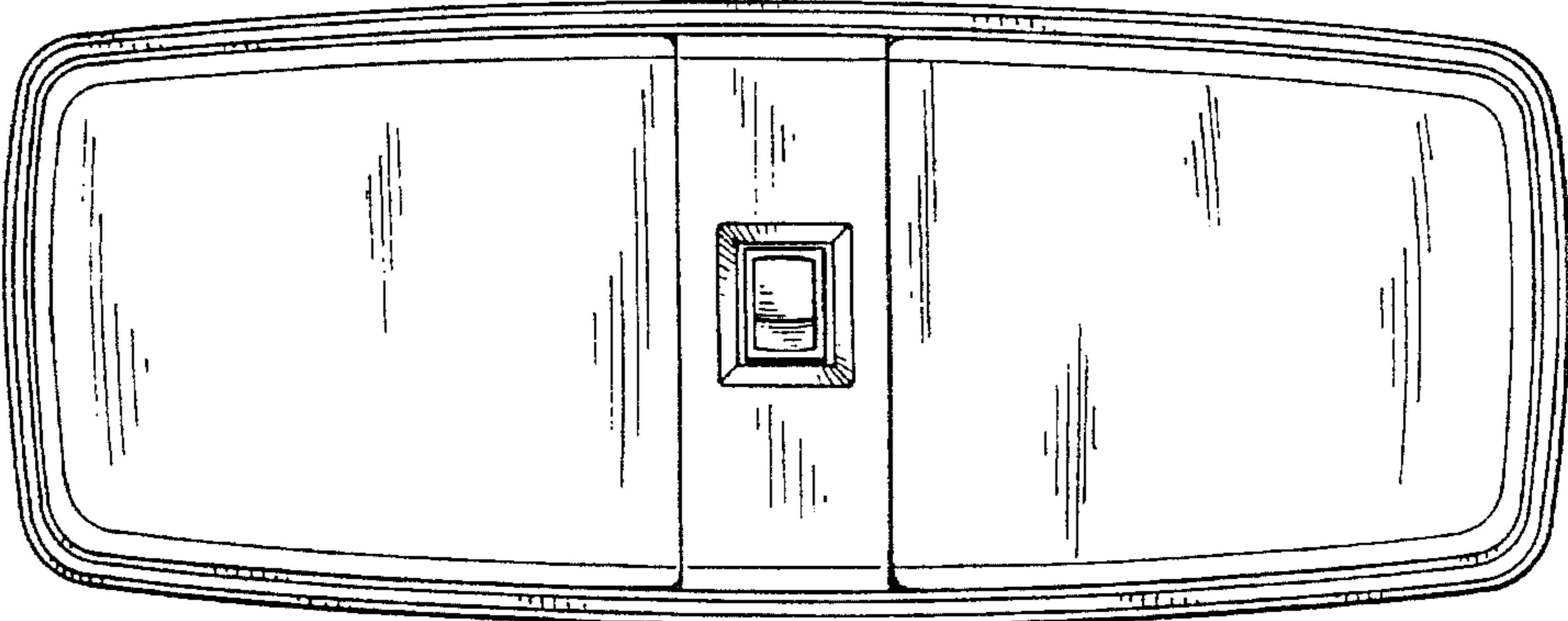


FIG. 2

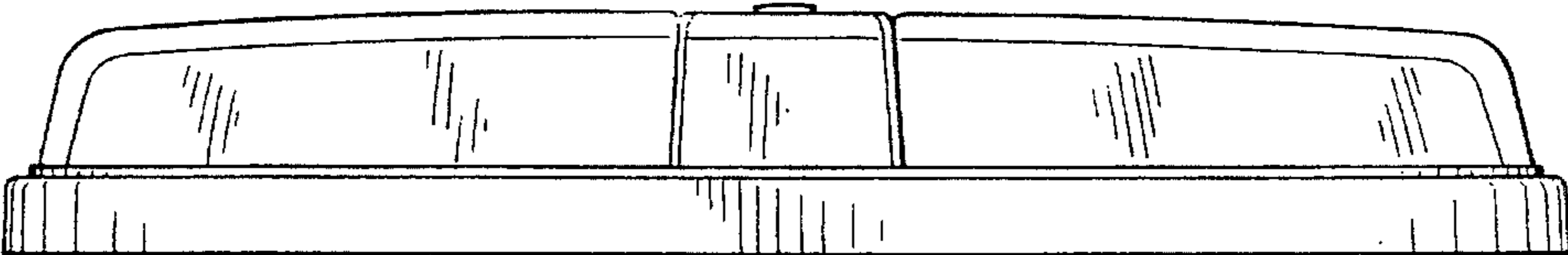


FIG. 4