



US00D363976S

United States Patent [19]

[11] **Patent Number:** **Des. 363,976**

Vinal

[45] **Date of Patent:** ****Nov. 7, 1995**

[54] **TOILET SEAT HANDLE**

4,875,251 10/1989 Hazard 16/111 R

[75] Inventor: **Charles E. Vinal**, Syracuse, N.Y.

Primary Examiner—Lou Zarfaz
Assistant Examiner—Eric Watterson
Attorney, Agent, or Firm—Charles S. McGuire

[73] Assignee: **Sani-Grip, Inc.**, Syracuse, N.Y.

[**] Term: **14 Years**

[57] **CLAIM**

[21] Appl. No.: **7,069**

The ornamental design for toilet seat handle, as shown and described.

[22] Filed: **Apr. 14, 1993**

[52] U.S. Cl. **D23/252; D23/303**

[58] **Field of Search** D8/107, 80, 83,
D8/94, 97, 300, 307; D7/395, 688, 691,
692; 4/246.1

DESCRIPTION

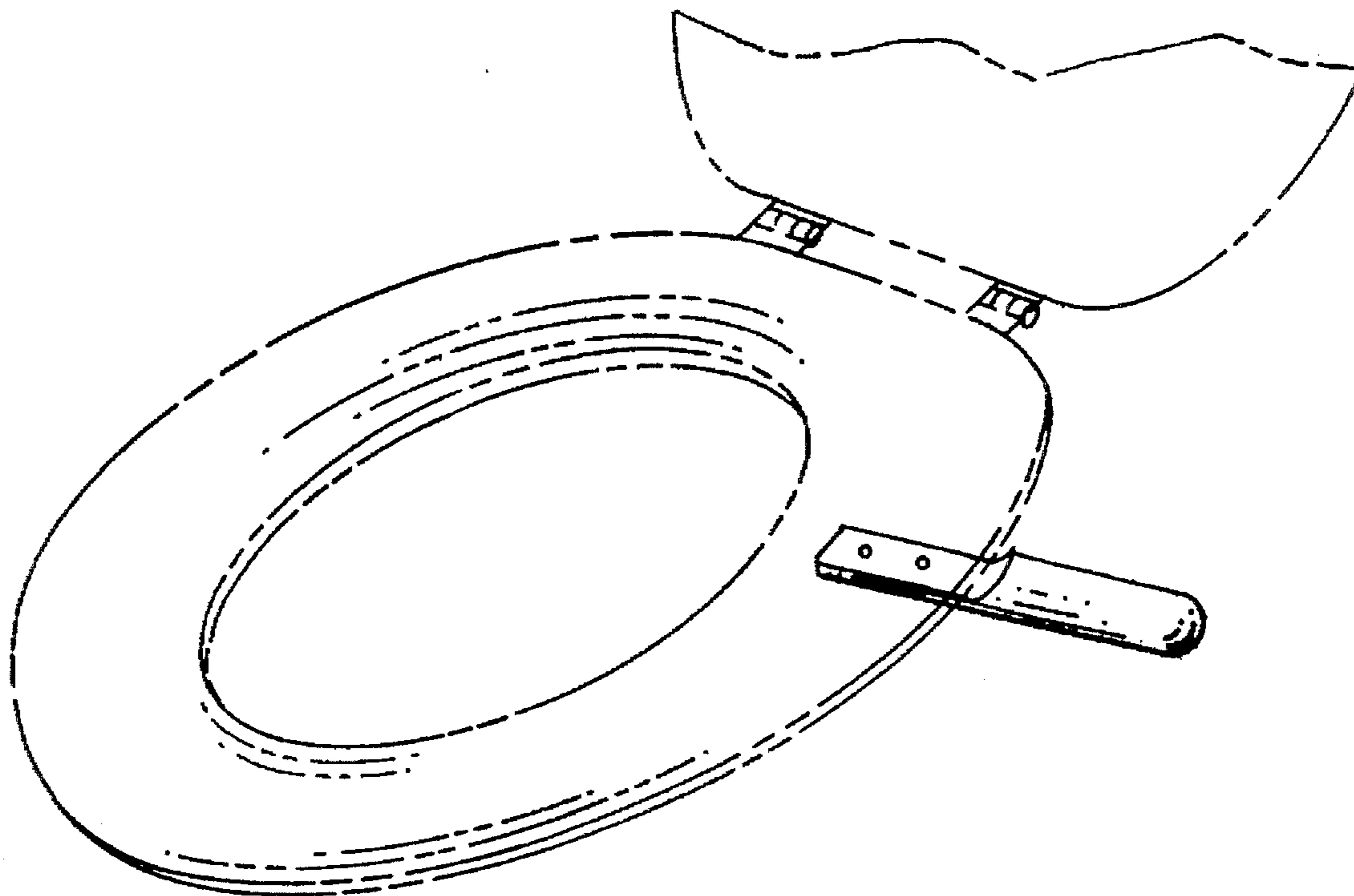
[56] **References Cited**

U.S. PATENT DOCUMENTS

D. 145,685	10/1946	Chandler et al.	D7/688
D. 151,666	11/1948	Wendt	D7/697
D. 157,678	3/1950	Hess	D7/395
D. 191,497	10/1961	Hottle	D8/300
D. 260,961	9/1981	Leehaug	D8/107
2,318,518	5/1943	Opperer	4/246.1

FIG. 1 is a perspective view of a toilet seat handle showing my new design;
FIG. 2 is a top plan view thereof;
FIG. 3 is a left side elevational view thereof, the right side being a mirror image of the left side;
FIG. 4 is a bottom plan view thereof;
FIG. 5 is a front elevational view thereof; and,
FIG. 6 is a rear elevational view thereof.
The broken line showing of the toilet is for illustrative purposes only and forms no part of the claimed design.

1 Claim, 1 Drawing Sheet



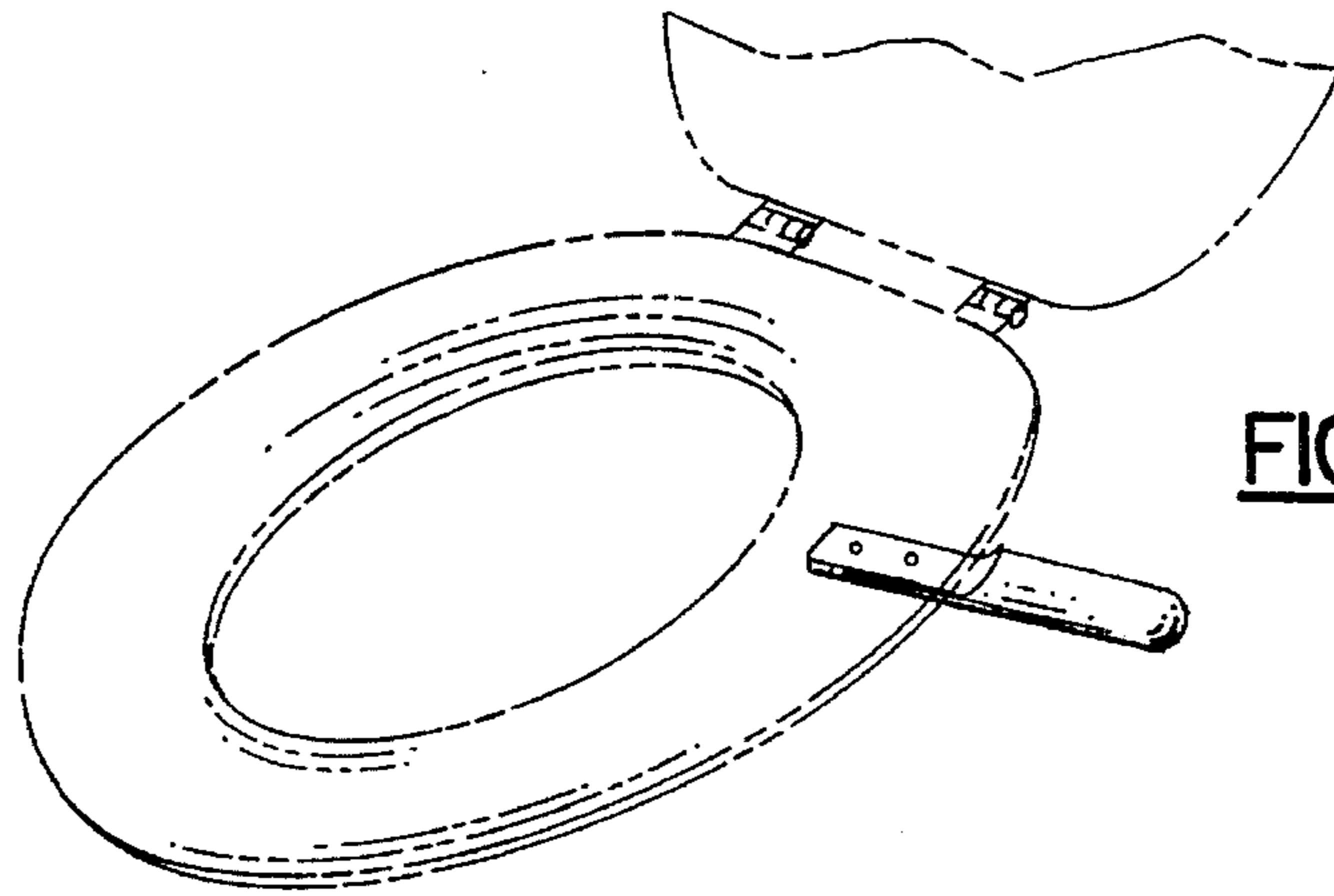


FIG. 1

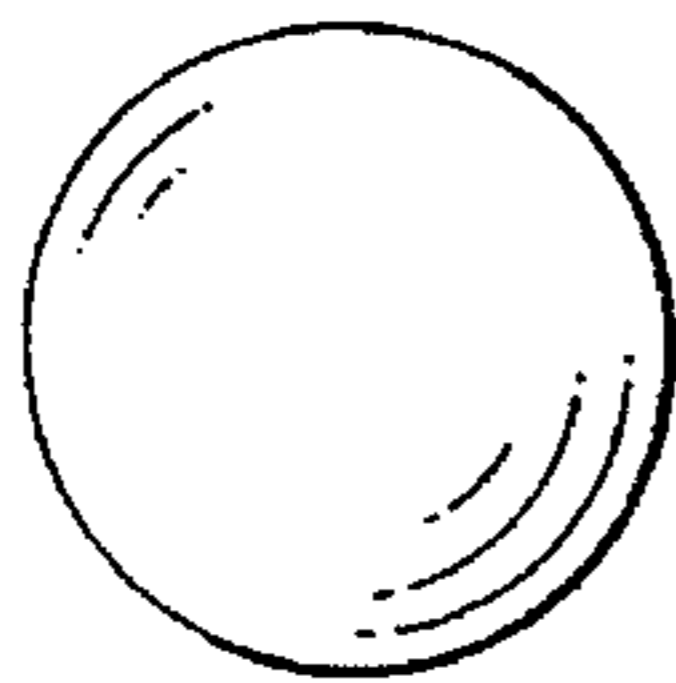


FIG. 5

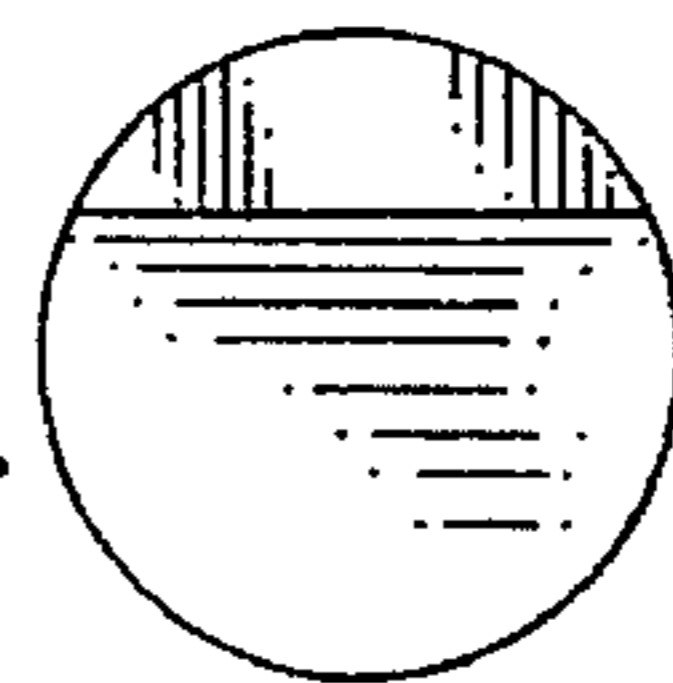


FIG. 6

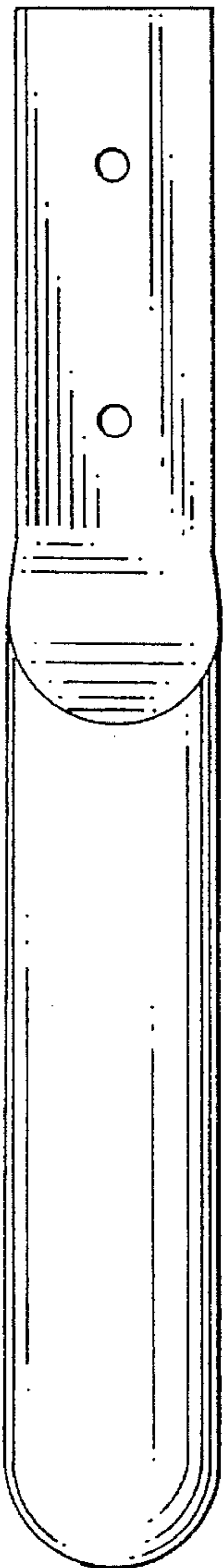


FIG. 2

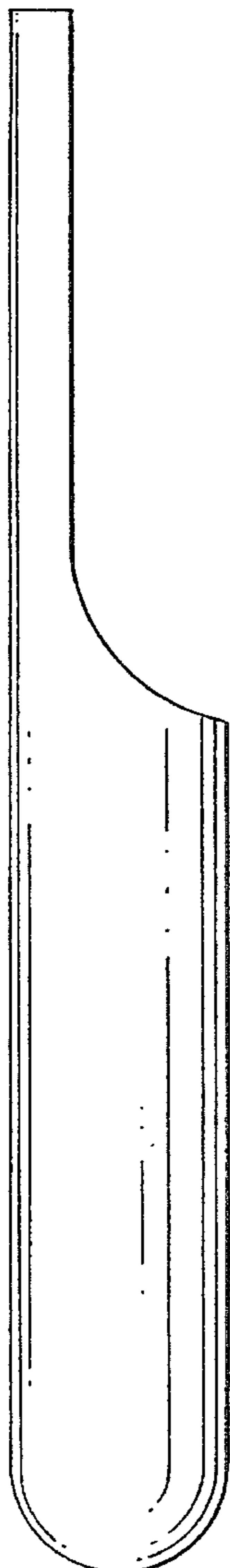


FIG. 3




FIG. 4