



US00D363969S

United States Patent [19]

Judd, Jr. et al.

[11] Patent Number: **Des. 363,969**

[45] Date of Patent: ****Nov. 7, 1995**

[54] **SHIELD FOR ICE FISHING HOLE**

[76] Inventors: **Louis J. Judd, Jr.; Susan E. H. Judd,**
both of HC 32 Box 286A, Owls Head,
Me. 04854

[**] Term: **14 Years**

[21] Appl. No.: **26,597**

[22] Filed: **Aug. 1, 1994**

[52] U.S. Cl. **D21/253**

[58] Field of Search D21/253, 254,
D21/255, 114, 115, 118, 200; D22/134,
199; D25/16, 17, 22, 58; 446/85, 87, 476,
478, 487; 135/90, 96, 98, 121, 124, 126,
114, 118, 156, 15.1, 16, 900, 901

[56] **References Cited**

U.S. PATENT DOCUMENTS

D. 259,653	6/1981	Day	D21/253
D. 328,529	8/1992	Lenarczyk	D25/16
D. 344,593	2/1994	Monfils	D25/58
D. 347,876	6/1994	Trautman	D22/199
D. 353,678	12/1994	Diaz	D25/16
1,498,465	6/1924	Marshall	135/96

3,570,507	3/1971	Kashuba .	
4,599,754	7/1986	Mairs, III et al.	135/96
4,796,649	1/1989	Tolomay .	
4,846,205	7/1989	Knoll	135/114
4,926,893	5/1990	Klopfenstein et al. .	
4,938,243	7/1990	Foster .	
5,062,234	11/1991	Green	135/901
5,133,378	7/1992	Tanasychuk .	

Primary Examiner—Terry A. Wallace

Assistant Examiner—R. Barkai

[57] **CLAIM**

The ornamental design for the shield for ice fishing hole, as shown and described.

DESCRIPTION

FIG. 1 is a front elevational view of the shield for ice fishing hole showing our new design;
FIG. 2 is a rear elevational view thereof;
FIG. 3 is a left side elevational view thereof;
FIG. 4 is a right side elevational view thereof;
FIG. 5 is a top plan view thereof; and,
FIG. 6 is a bottom plan view thereof.

1 Claim, 3 Drawing Sheets

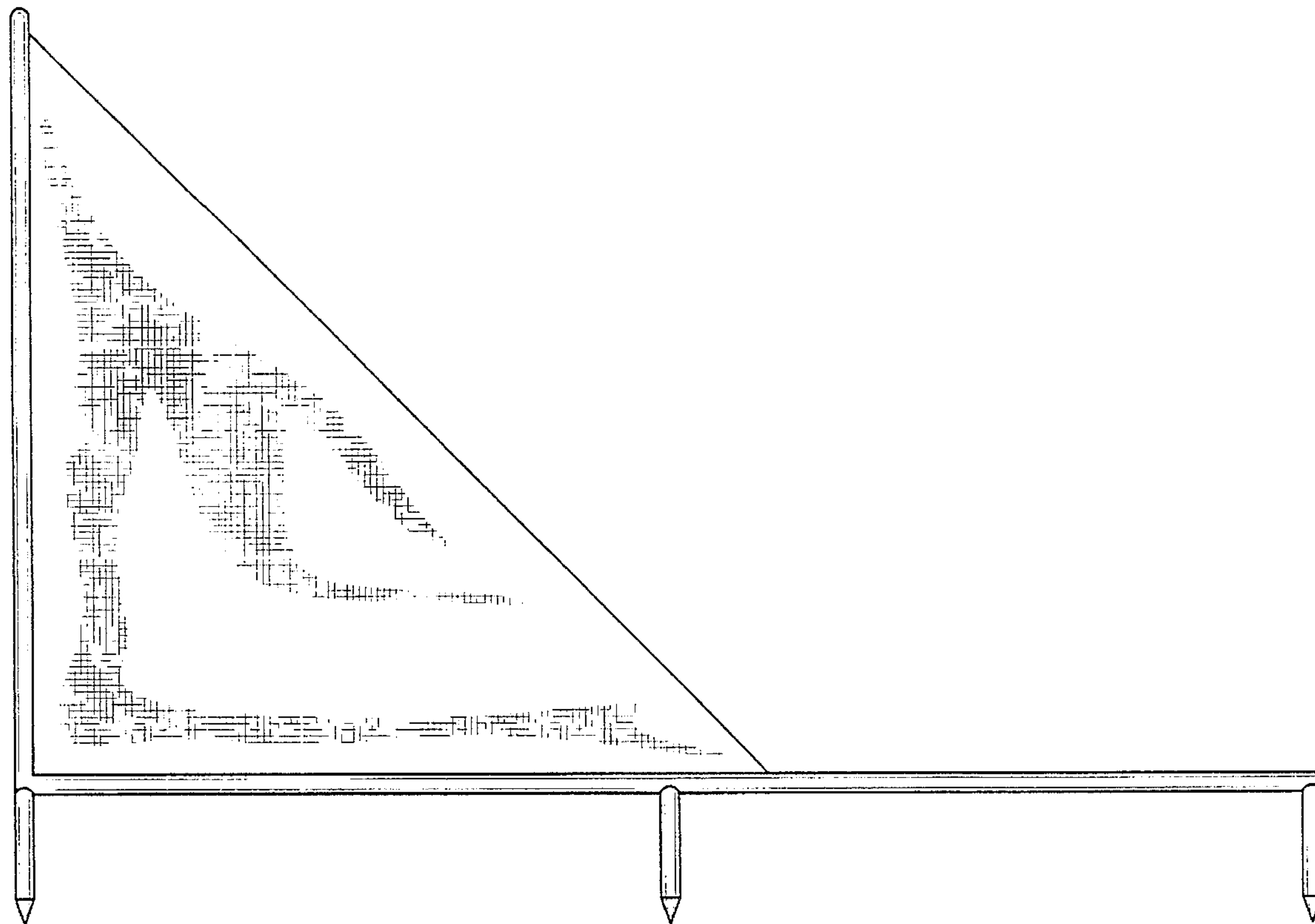


FIG. 1




FIG. 2




FIG. 3

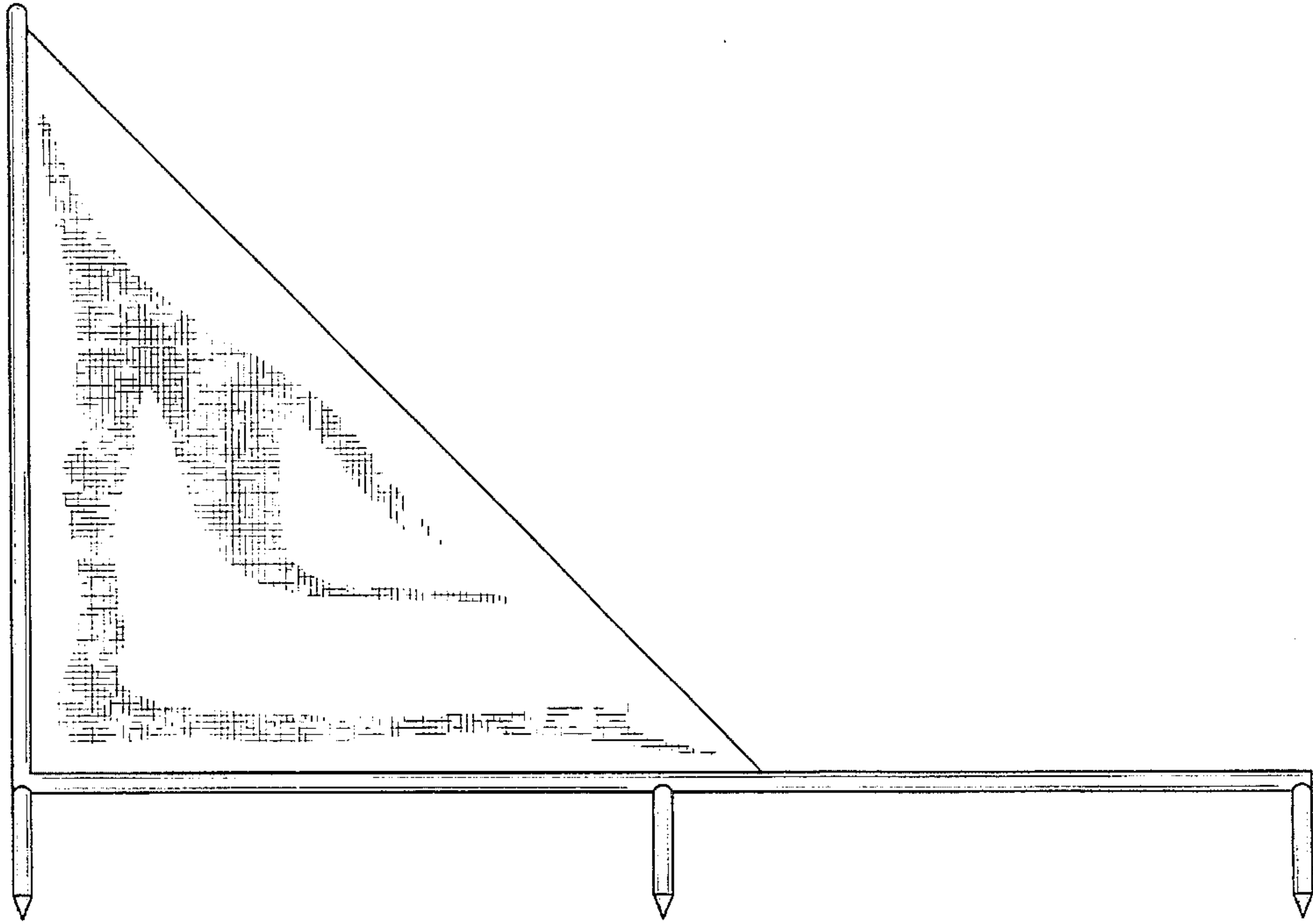


FIG. 4

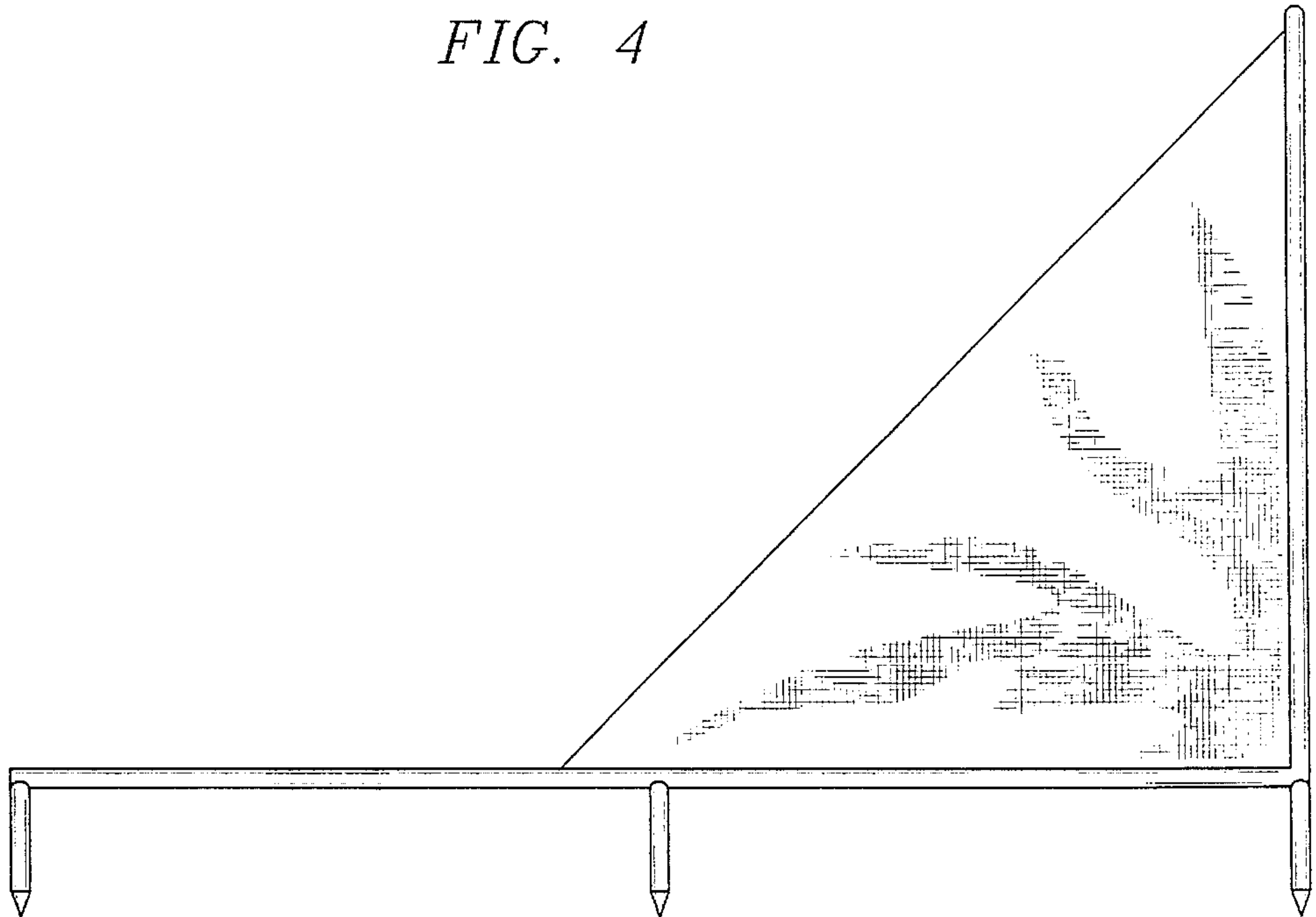


FIG. 5




FIG. 6

