



US00D363952S

United States Patent [19] Cook

[11] Patent Number: **Des. 363,952**

[45] Date of Patent: ****Nov. 7, 1995**

[54] **ILLUMINABLE MESSAGE DISPLAY BOARD**

[76] Inventor: **James G. Cook**, 1557 Fletcher Rd.,
R.R.I. Hannon, Ontario, Canada,
LORIPA

[**] Term: **14 Years**

[21] Appl. No.: **33,781**

[22] Filed: **Jan. 20, 1995**

[52] U.S. Cl. **D70/47**

[58] Field of Search D20/10, 39, 40,
D20/41, 42; 40/1, 361, 362, 540, 541, 542,
584, 585, 617, 624; 362/811, 812

[56] **References Cited**

U.S. PATENT DOCUMENTS

D. 140,705	4/1945	Bauers	D20/39
D. 171,909	4/1954	Nelson	D20/10
D. 269,979	8/1983	Pakula	D20/42
D. 284,392	6/1986	Weil	D20/42
D. 292,245	10/1987	McCormick	D20/42

D. 305,673	1/1990	Davidson et al.	D20/42
D. 355,676	2/1995	Wilson	D20/10

Primary Examiner—A. Hugo Word
Assistant Examiner—Marcus Jackson

[57] **CLAIM**

The ornamental design for a illuminable message display board, as shown and described.

DESCRIPTION

FIG. 1 is a front elevational view of the illuminable message display board showing my new design, with the broken line showing for illustrative purposes only and forming no part of the claimed design;

FIG. 2 is a rear elevational view thereof;

FIG. 3 is a left side elevational view thereof;

FIG. 4 is a right side elevational view thereof;

FIG. 5 is a top plan view thereof;

FIG. 6 is a bottom plan view thereof; and,

FIG. 7 is an isometric view showing a use thereof.

1 Claim, 4 Drawing Sheets




FIG. 1

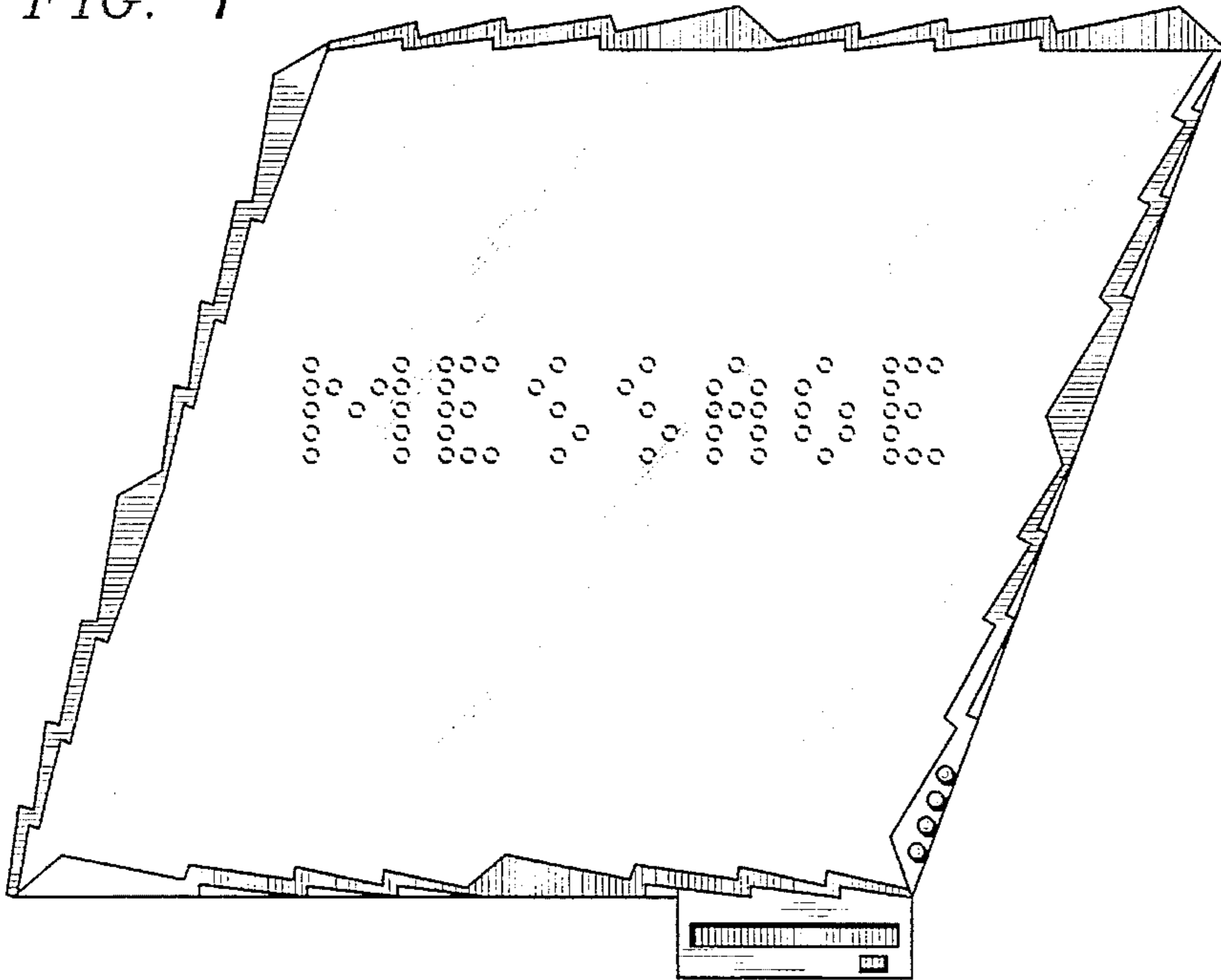


FIG. 2

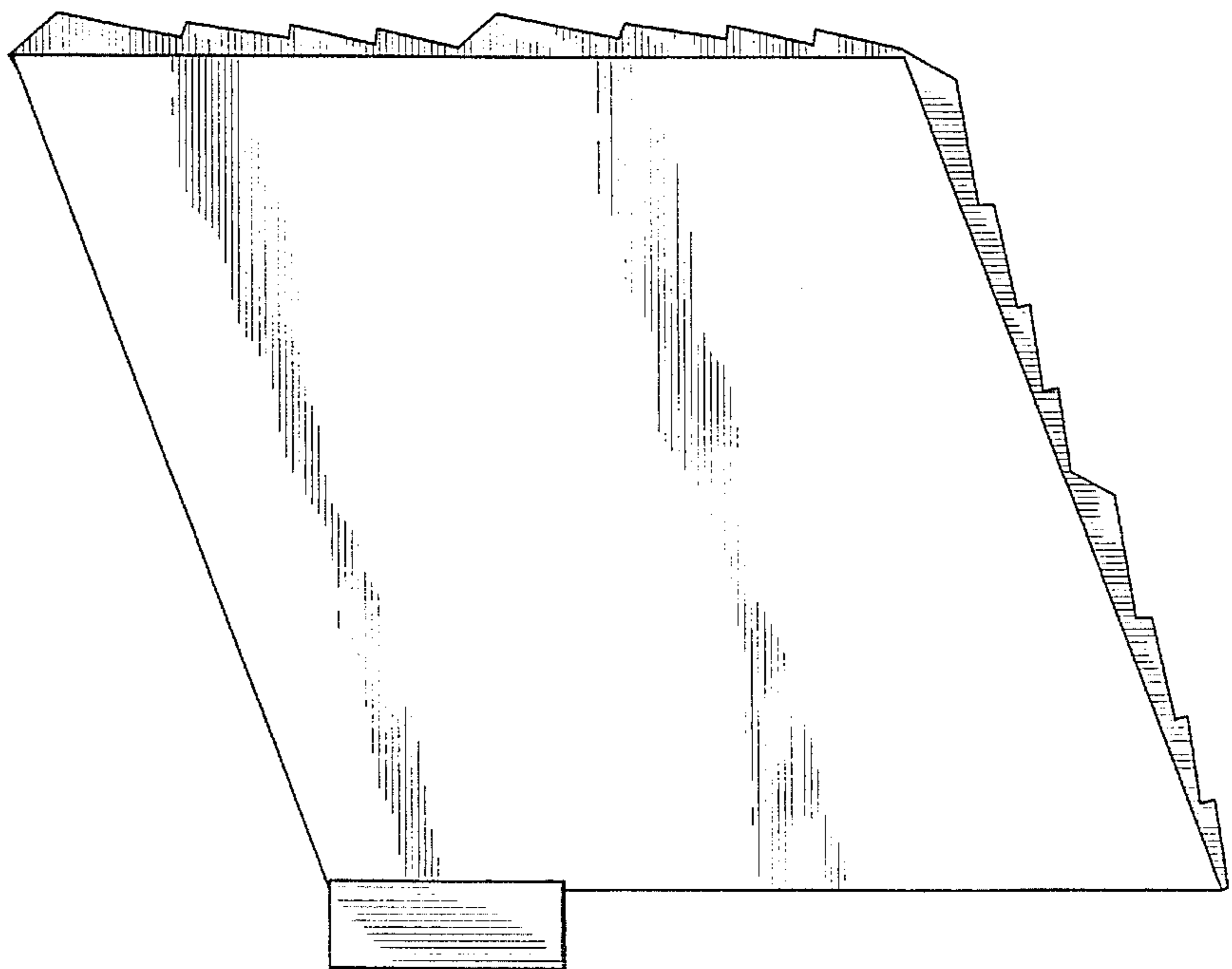


FIG. 3

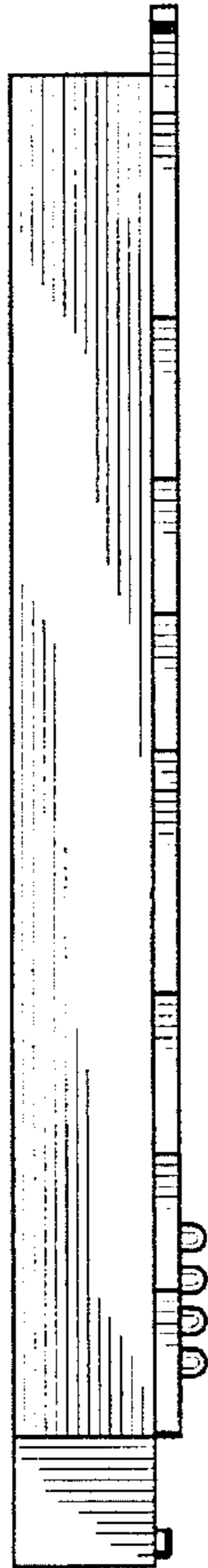


FIG. 4




FIG. 5




FIG. 6

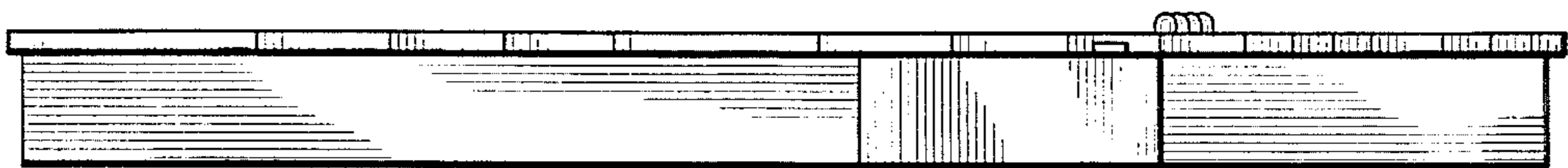


FIG. 7

