



US00D363950S

# United States Patent [19]

[11] **Patent Number: Des. 363,950**

**Brüssing; Bernd**

[45] **Date of Patent: \*\*Nov. 7, 1995**

[54] **WALL-MOUNT FILING POCKETS**

4,871,218 10/1989 Swinson ..... 211/55 X  
5,016,760 5/1991 Mayo ..... 211/55

[75] Inventor: **Bernd Brüssing**, Ulm/Donau, Germany

### OTHER PUBLICATIONS

[73] Assignee: **Helit Innovative Buroprodukte GmbH**, Kierspe, Germany

U.S. Postal Service Office Products 1991, p. 289, see circled vertical file right center-Desk copy.

[\*\*] Term: **14 Years**

U.S. Postal Service Office Products, 1991, p. 290, see circled vertical file-left center-Deck copy.

[21] Appl. No.: **21,085**

U.S. Postal Service Office Products, 1991, p. 291 see circled vertical file-center page-desk copy.

[22] Filed: **Apr. 8, 1994**

*Primary Examiner*—Martie Thompson  
*Attorney, Agent, or Firm*—Herbert Dubno

### [30] Foreign Application Priority Data

Oct. 13, 1993 [DE] Germany ..... M9308102.2

[52] U.S. Cl. .... **D19/90; D6/476; D6/570; D19/91; D19/86**

### [57] CLAIM

[58] Field of Search ..... D19/75, 76, 78, D19/86, 90, 91, 99, 100; 211/10, 11, 13, 50, 55, 88; D6/567, 569, 570, 571, 572, 573, 476; 206/425, 444

The ornamental design for wall-mount filing pockets, as shown and described.

### DESCRIPTION

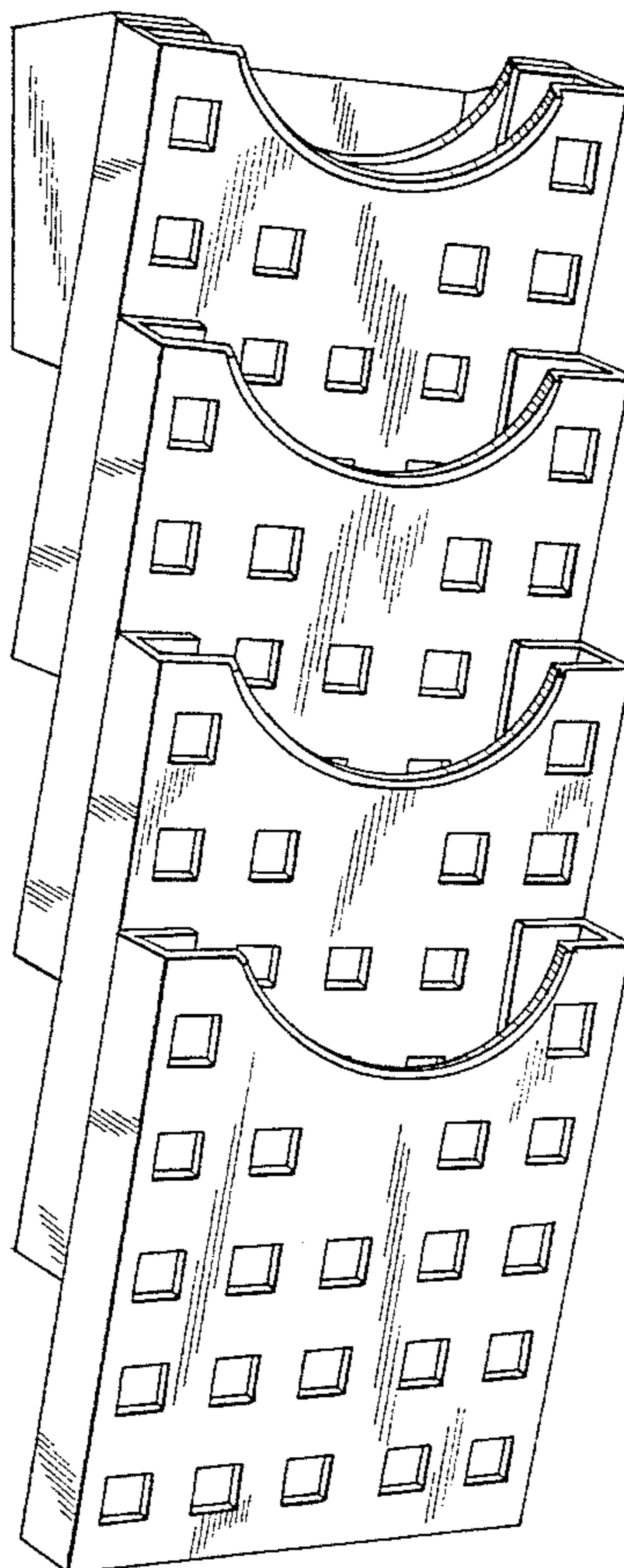
### [56] References Cited

#### U.S. PATENT DOCUMENTS

- D. 162,597 3/1951 Turner ..... D6/476 X
- D. 219,988 2/1971 Willis ..... D6/570
- D. 246,557 12/1977 Gilmartin et al. .... D6/570
- D. 247,111 1/1978 Olivan ..... D6/570 X
- D. 339,608 9/1993 Aaldenberg ..... D19/90
- D. 349,131 6/1994 Nustrom et al. .... D19/90
- 4,871,066 10/1989 LaWall ..... 206/425

FIG. 1 is a front left-side perspective view of wall-mount filing pockets showing my new design;  
 FIG. 2 is a left side elevational view thereof, the right side being mirror symmetrical thereto;  
 FIG. 3 is a rear view thereof;  
 FIG. 4 is a top view thereof taken in the direction of arrow 4 in FIG. 2; and,  
 FIG. 5 is a bottom view thereof taken in the direction of arrow 5 in FIG. 2.

**1 Claim, 4 Drawing Sheets**



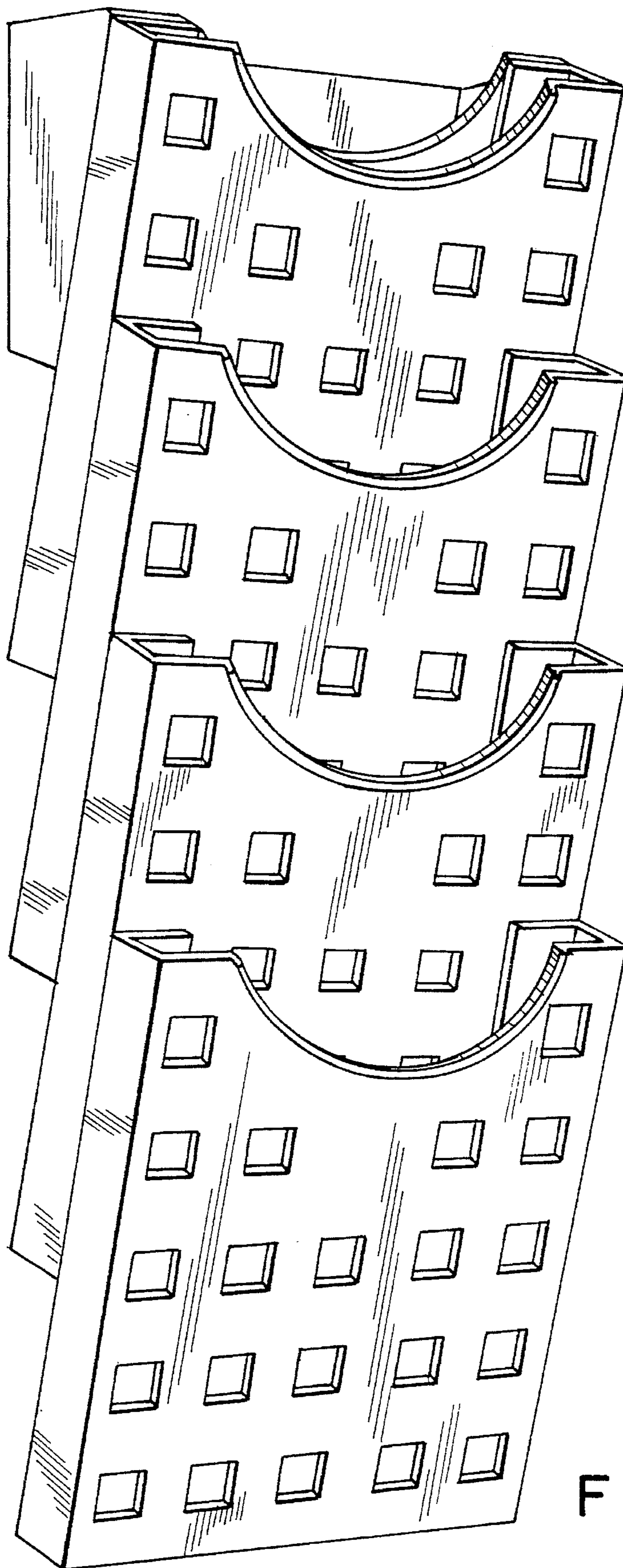


FIG. 1

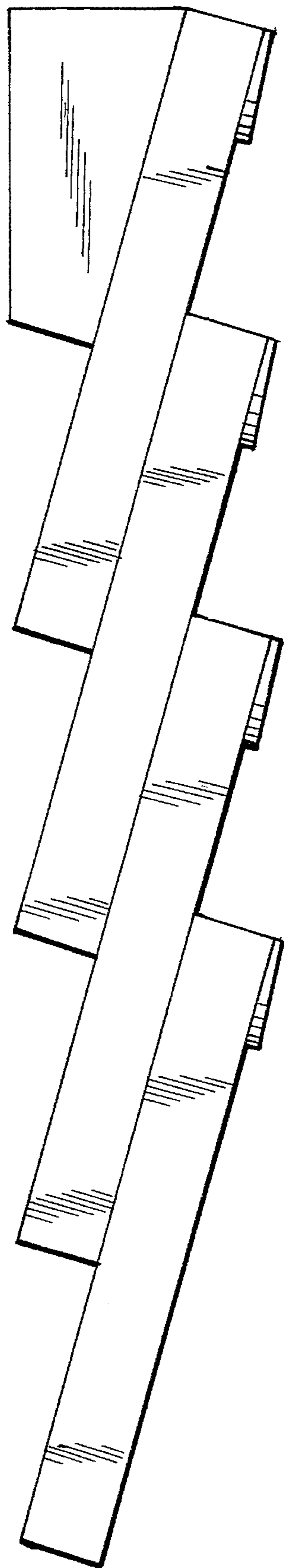


FIG. 2

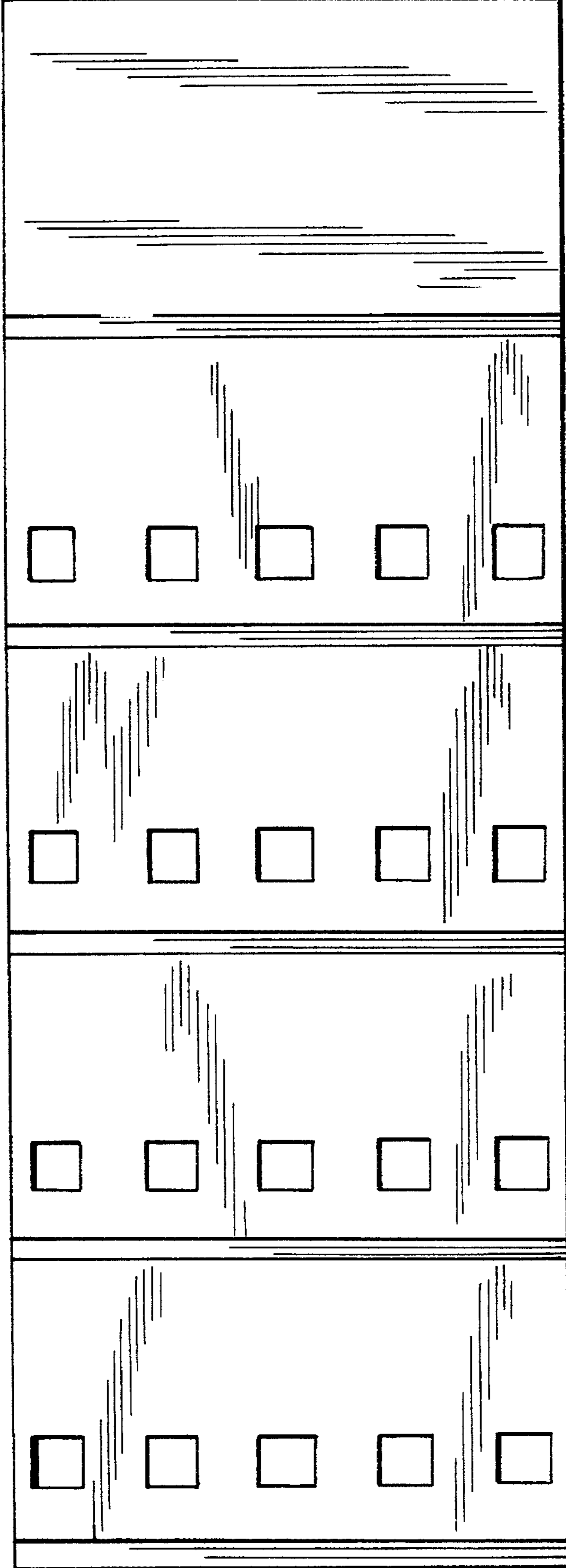


FIG. 3

FIG. 4

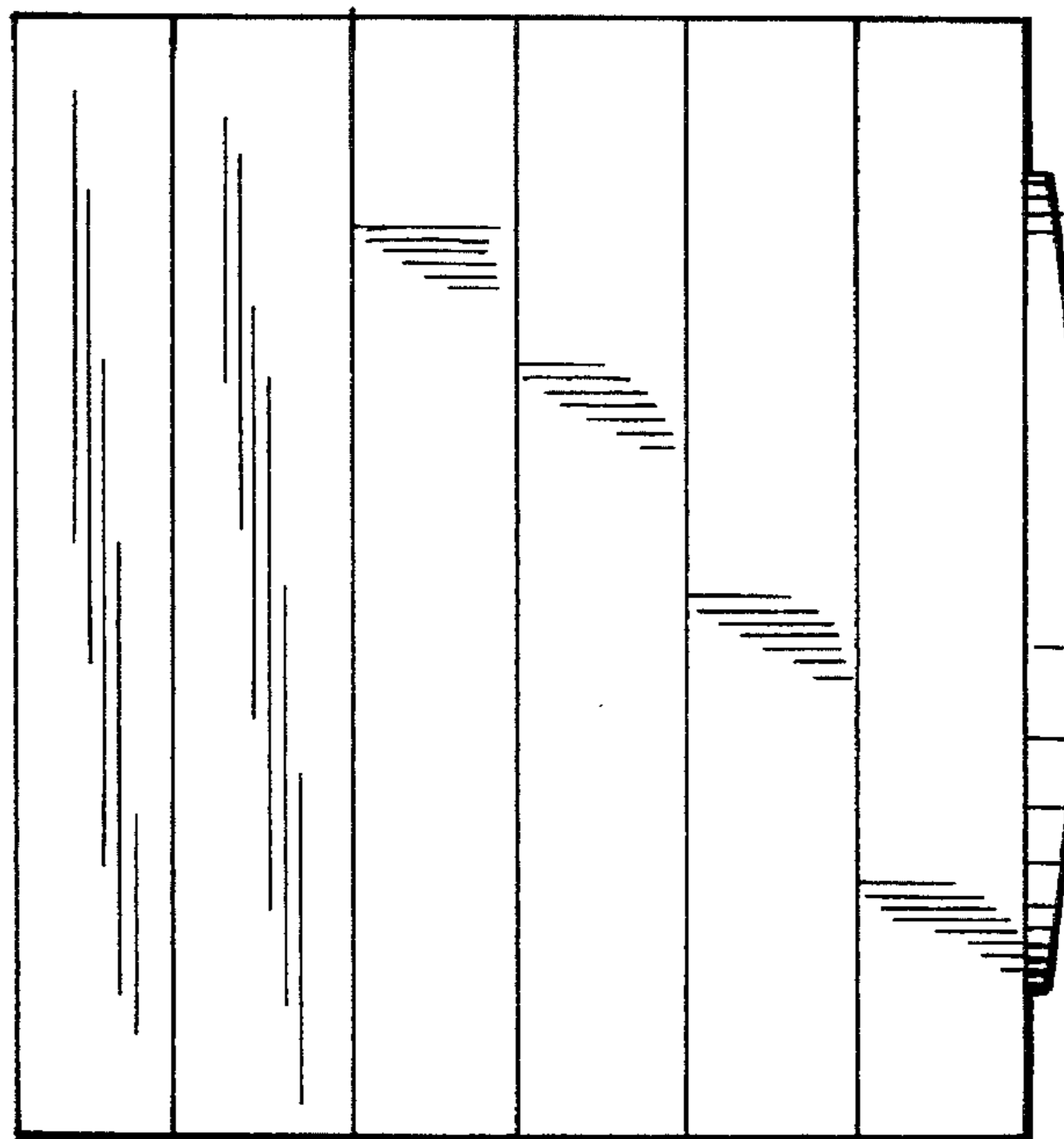
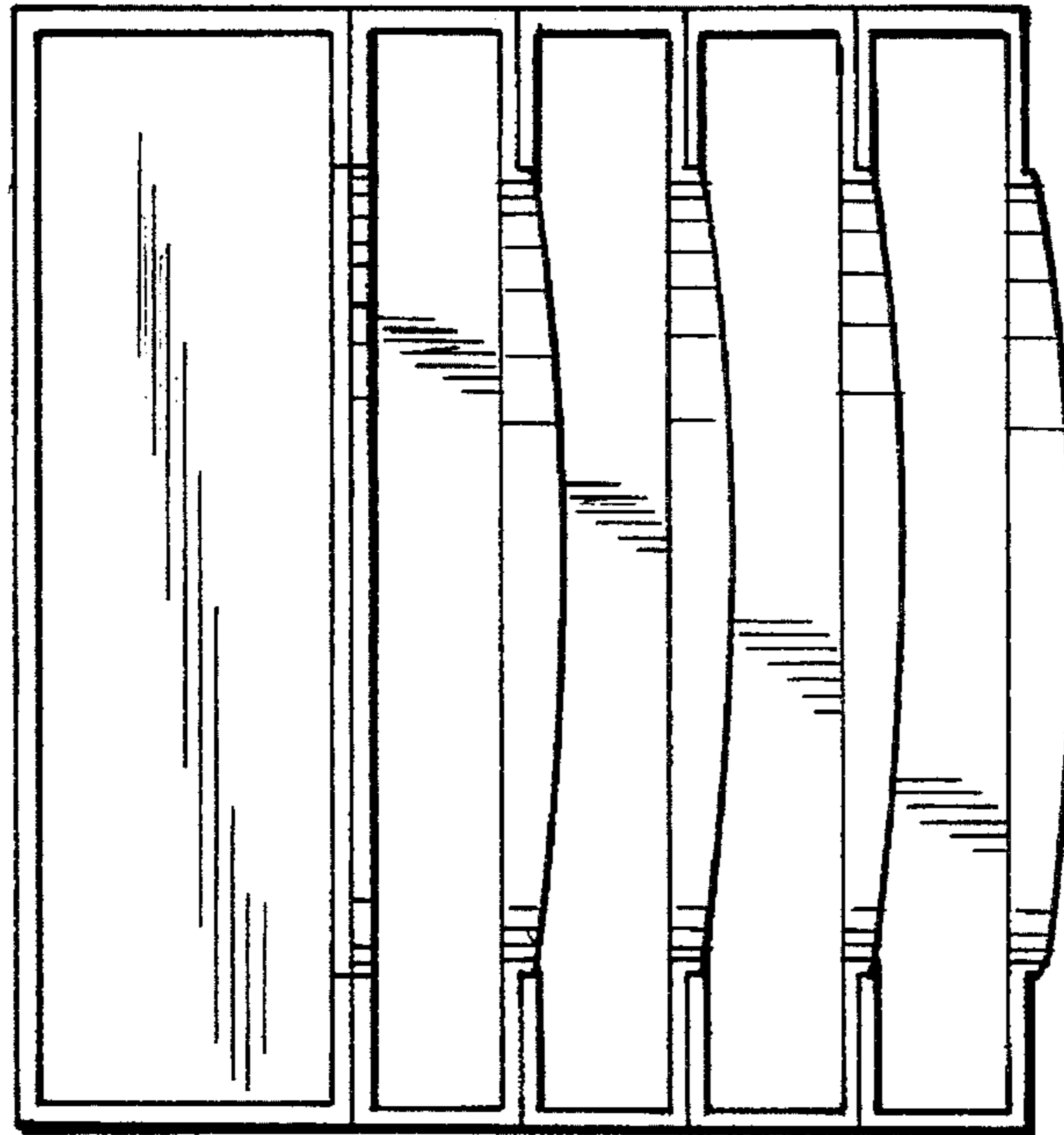


FIG. 5