



US00D363928S

**United States Patent** [19]  
**Martin**

[11] **Patent Number: Des. 363,928**  
[45] **Date of Patent: \*\*Nov. 7, 1995**

[54] **MULTIMEDIA KEYBOARD FOR PERSONAL COMPUTER**

*Primary Examiner*—Freda Nunn  
*Attorney, Agent, or Firm*—L. Jon Lindsay

[75] Inventor: **Randall W. Martin**, The Woodlands, Tex.

[57] **CLAIM**

The ornamental design for a multimedia keyboard for personal computer, as shown and described.

[73] Assignee: **Compaq Computer Corporation**, Houston, Tex.

**DESCRIPTION**

[\*\*] Term: **14 Years**

FIG. 1 is a front, left side, top perspective view of a multimedia keyboard for personal computer showing my new design;

[21] Appl. No.: **16,937**

FIG. 2 is a top plan view thereof;

[22] Filed: **Dec. 30, 1993**

FIG. 3 is a front elevational view thereof;

[52] U.S. Cl. .... **D14/115**

FIG. 4 is a left side elevational view thereof;

[58] **Field of Search** ..... D14/100, 101, D14/106, 115; D18/1, 2, 7, 11, 12; 200/5 A, 5 R, 6 A, 6 R; 235/145 A, 145 R; 345/168; 341/22, 23; 364/708.1; 400/472, 479, 484-486, 488, 489, 682

FIG. 5 is a right side elevational view thereof;

FIG. 6 is a rear elevational view thereof;

FIG. 7 is a bottom plan view thereof;

FIG. 8 is a right side elevational view thereof with the support feet in the downward position; and,

FIG. 9 is a rear elevational view thereof.

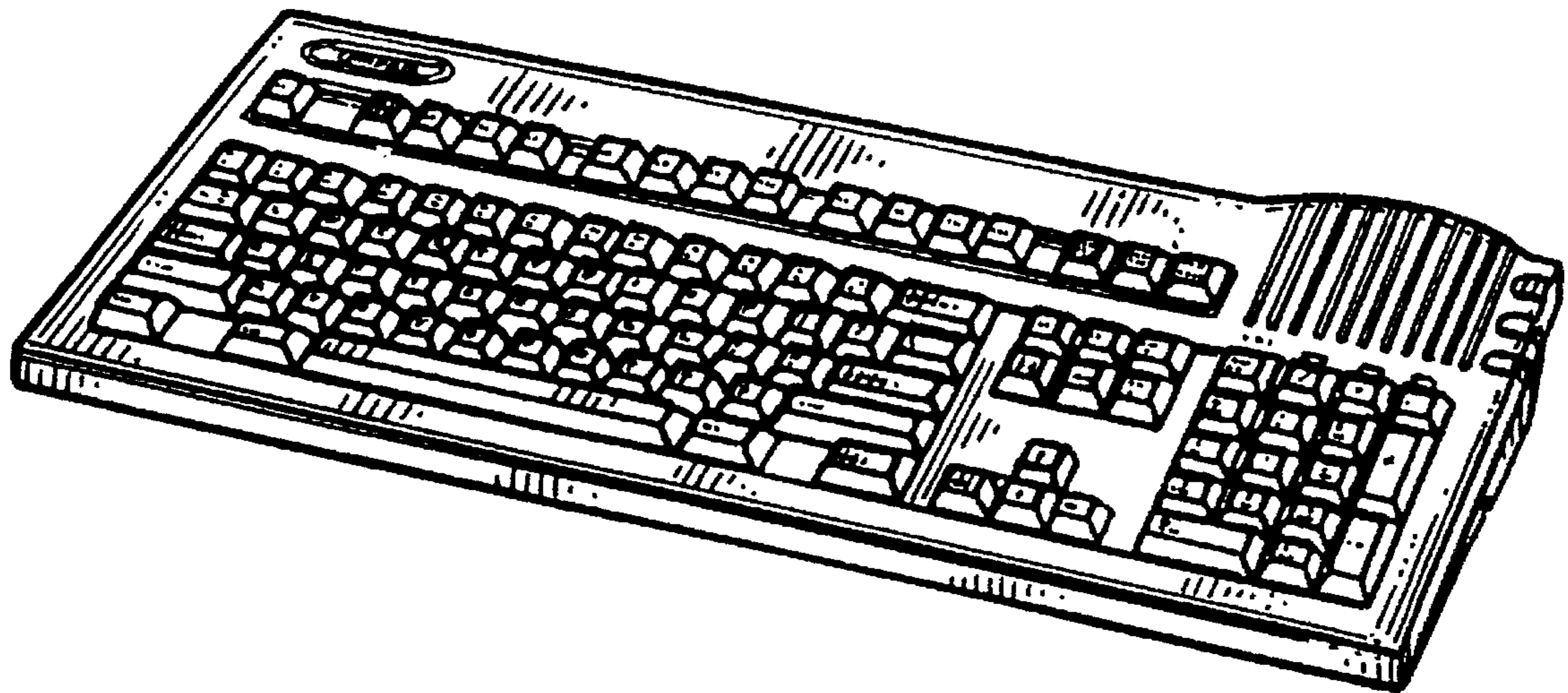
The cord is shown in broken lines in the views for illustrative purposes only and forms no part of the claimed design.

[56] **References Cited**

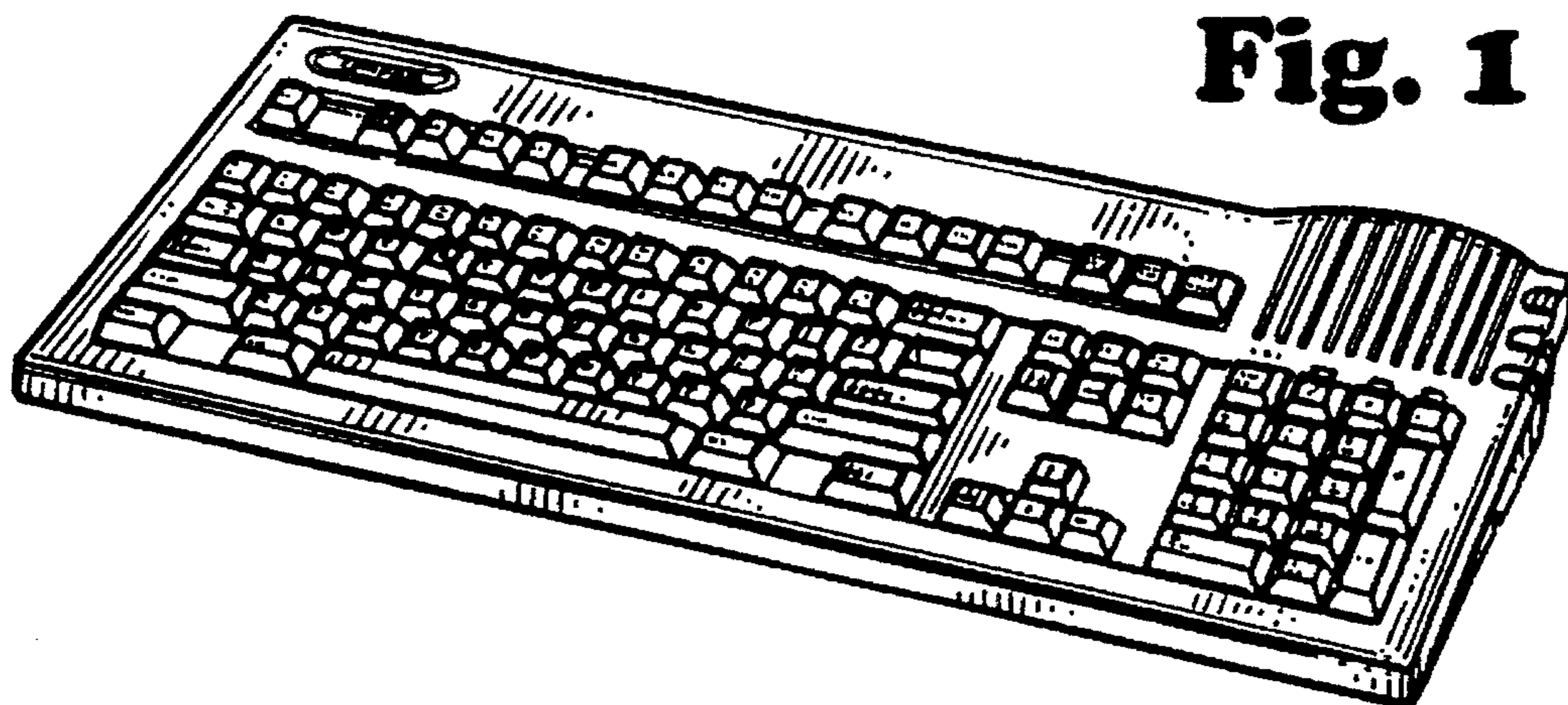
**U.S. PATENT DOCUMENTS**

- D. 330,199 10/1992 Mendel et al. .... D14/115
- D. 335,288 5/1993 Francis et al. .... D14/115


**1 Claim, 2 Drawing Sheets**



**Fig. 1**



**Fig. 2**



**Fig. 3**

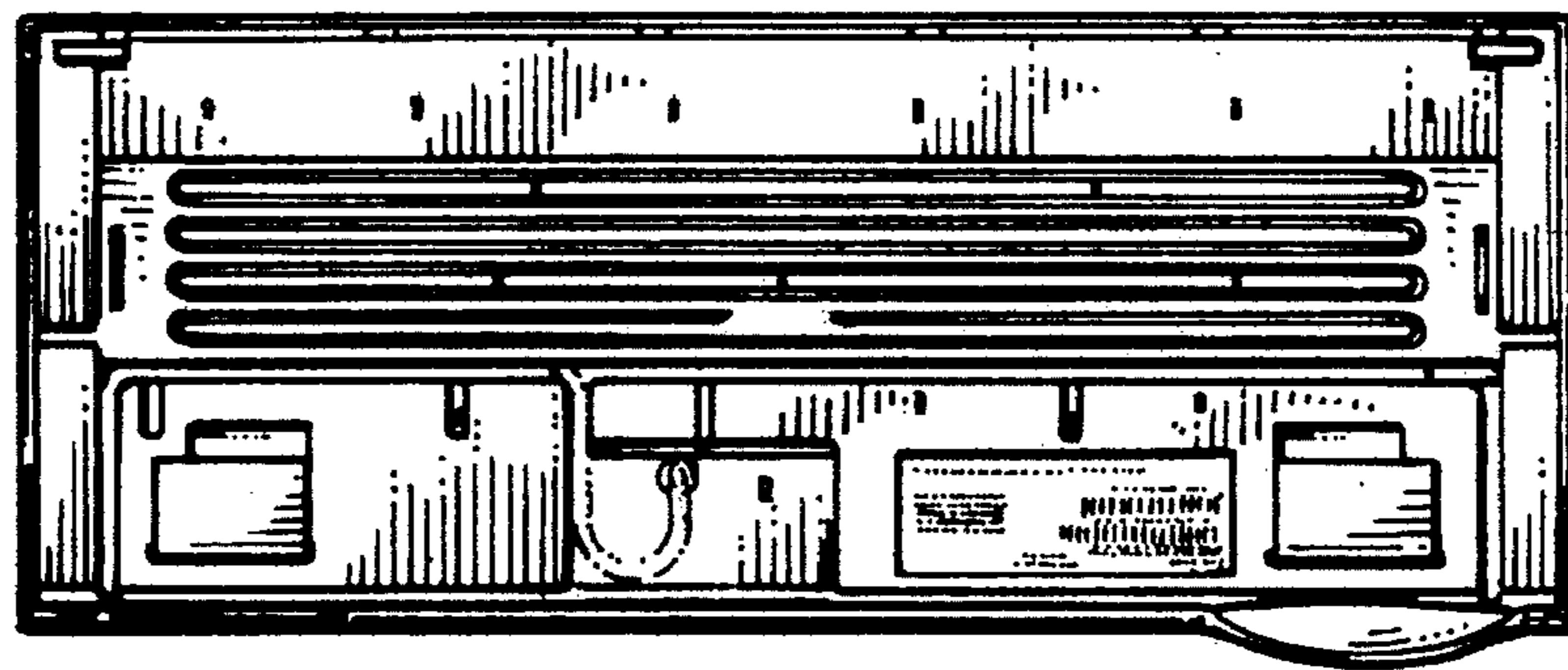


**Fig. 4**

**Fig. 5**

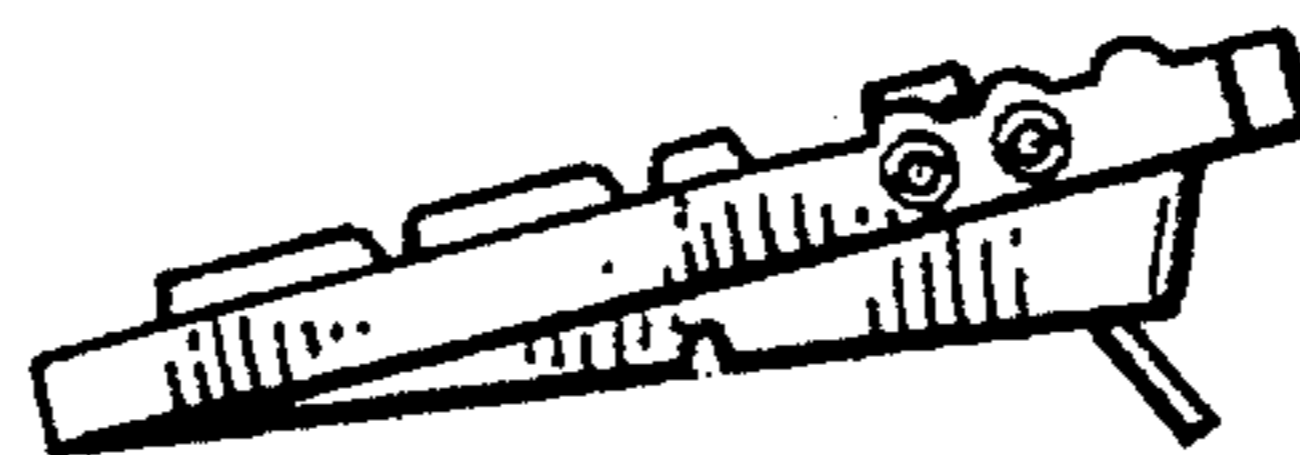


**Fig. 6**



**Fig. 7**

**Fig. 8**



**Fig. 9**