



US00D363883S

United States Patent [19]

[11] Patent Number: **Des. 363,883**

Maehara

[45] Date of Patent: ****Nov. 7, 1995**

[54] WRIST WATCH

OTHER PUBLICATIONS

- [75] Inventor: **Hirofumi Maehara**, Tokyo, Japan
- [73] Assignee: **Citizen Watch Co., Ltd.**, Tokyo, Japan
- [**] Term: **14 Years**
- [21] Appl. No.: **35,786**
- [22] Filed: **Mar. 7, 1995**
- [52] U.S. Cl. **D10/39**
- [58] Field of Search D10/1-40, 122-132;
368/280-282, 276-277, 285, 239-242,
82-84

Jeweler's-Circular-Keystone-Jul. 1978 p. 252-Watch At Top-Left.
Swiss Watch & Jewelry Journal-Feb. 1989 p. 470-Watch At Center.
Hong Kong Enterprise-Jun. 1990 p. N/A-Watches At Right and Bottom, & Bottom-Right.
Swiss Watch Jewelry Journal-Feb. 1989 p. 305-Watch.

Primary Examiner-Nelson C. Holtje
Attorney, Agent, or Firm-Beveridge, Degrandi, Weilacher & Young

[56] References Cited

[57] CLAIM

The original design for a wrist watch, as shown, and described.

U.S. PATENT DOCUMENTS

DESCRIPTION

D. 316,983	5/1991	Houlihan	D10/39
D. 320,749	10/1991	Tsukahara	D10/30 X
D. 327,441	6/1992	Yamamoto	D10/38
D. 327,656	7/1992	Sugita	D10/38
D. 331,884	12/1992	Wunderman	D10/32
D. 349,062	7/1994	Goto	D10/39
D. 349,248	8/1994	Yamamoto	D10/38
D. 353,105	12/1994	Houlihan	D10/30
D. 356,961	4/1995	Giardiello	D10/39
D. 357,635	4/1995	Riley	D10/30
4,783,772	11/1988	Umemoto	368/11

FIG. 1 is a perspective view of the wrist watch;
 FIG. 2 is a front plan view of the wrist watch;
 FIG. 3 is a rear plan view of the wrist watch;
 FIG. 4 is a left plan view of the wrist watch;
 FIG. 5 is a right plan view of the wrist watch;
 FIG. 6 is a top plan view of the wrist watch; and,
 FIG. 7 is a bottom plan view of the wrist watch.

1 Claim, 2 Drawing Sheets




FIG. 1




FIG. 2




FIG. 3




FIG.4




FIG.5




FIG.6




FIG.7

