



US00D363880S

United States Patent [19]
Liebmann

[11] **Patent Number: Des. 363,880**
[45] **Date of Patent: **Nov. 7, 1995**

[54] **PIZZA SPACER**

[76] Inventor: **Andrew Liebmann**, 4210 Thimens Blvd., St. Laurent (Quebec), Canada, H4R 2B9

[**] Term: **14 Years**

[21] Appl. No.: **26,830**

[22] Filed: **Aug. 5, 1994**

[52] U.S. Cl. **D9/456**

[58] **Field of Search** D6/484, 489; D9/434, D9/455, 456, 499; D25/67; 206/525, 527; 211/88, 205; 215/231; 426/124, 128; D7/387, 388, 213, 409, 412, 416; 99/645, DIG. 15

[56] **References Cited**

U.S. PATENT DOCUMENTS

D. 183,226 7/1958 Savage D25/67
D. 258,351 2/1981 Firanzi D9/456

D. 296,081 6/1988 Kuboshima D9/453
978,670 12/1910 Solomon 211/205
2,928,537 3/1960 Stagner 426/124
4,498,586 2/1985 Vitale 426/124
5,077,050 12/1991 Wall 426/124

Primary Examiner—Alan P. Douglas
Assistant Examiner—Robert M. Spear
Attorney, Agent, or Firm—Vorys, Sater, Seymour and Pease

[57] **CLAIM**

The ornamental design for a pizza spacer, as shown and described.

DESCRIPTION

FIG. 1 is a perspective view of a pizza spacer according to the invention;
FIG. 2 is a top view of the pizza spacer;
FIG. 3 is a bottom view of the pizza spacer; and,
FIG. 4 is a side view of the pizza spacer.

1 Claim, 1 Drawing Sheet




FIG. 1




FIG. 2

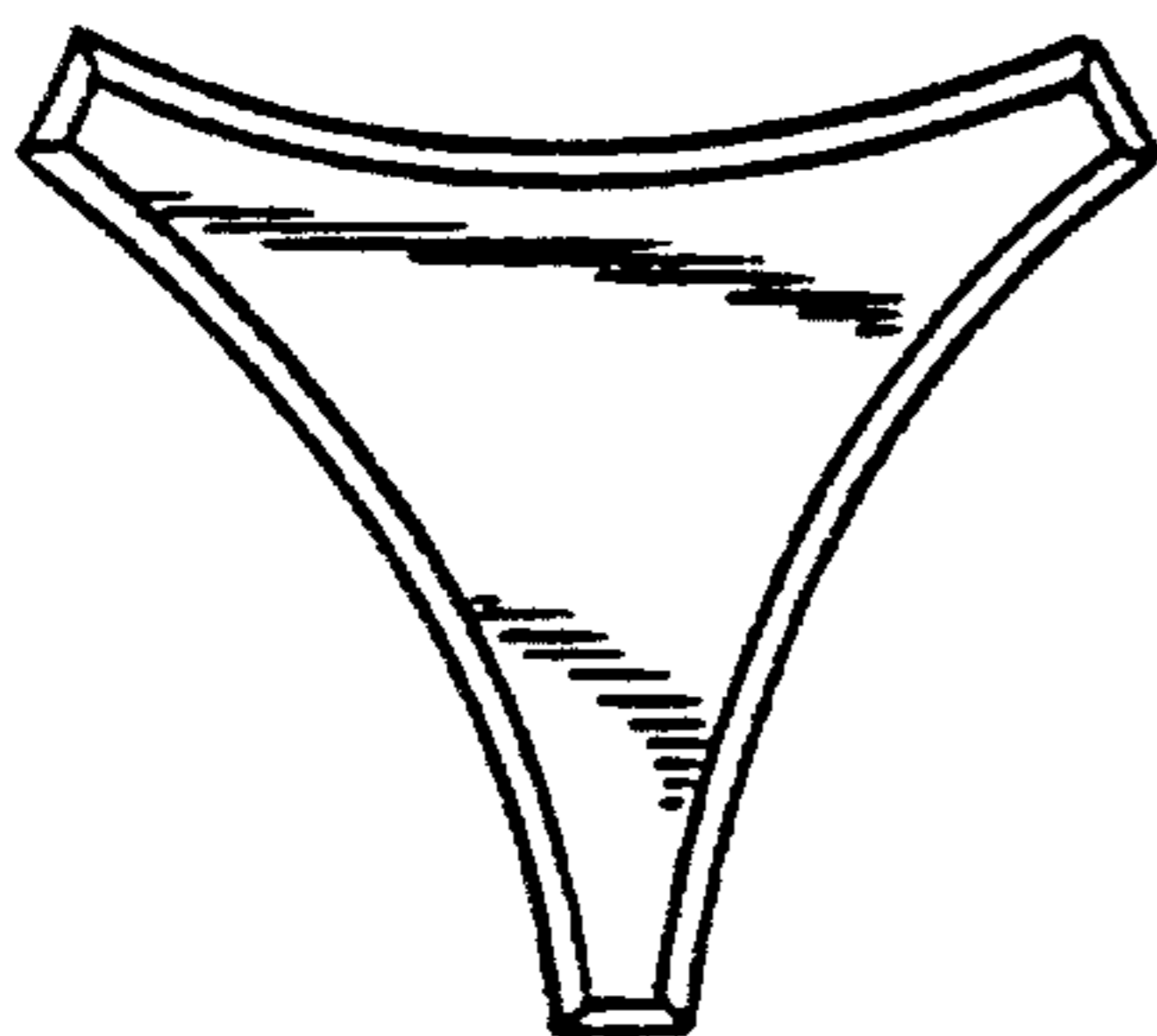


FIG. 3

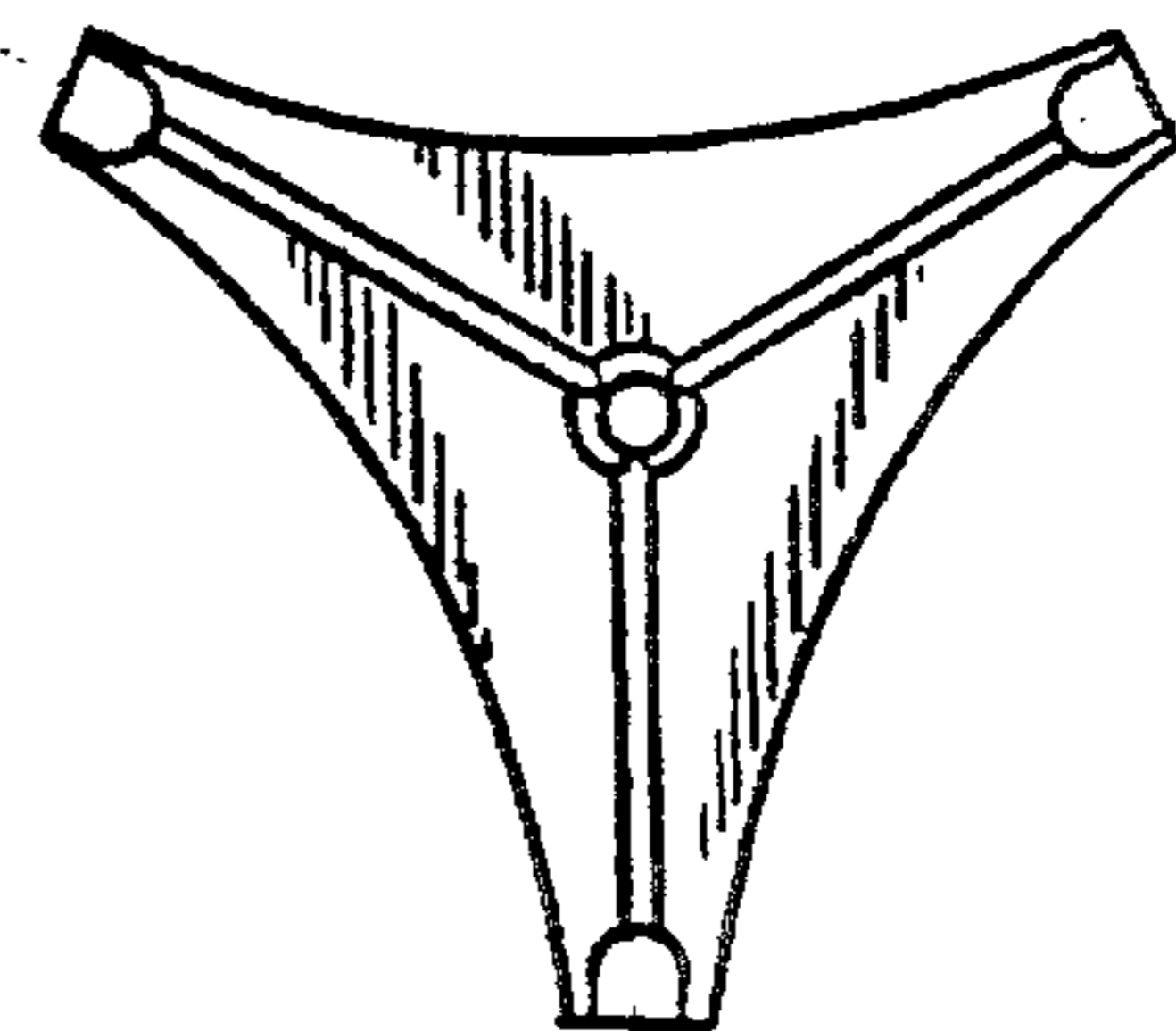


FIG. 4

