



US00D363877S

United States Patent [19]

[11] Patent Number: **Des. 363,877**

Dee

[45] Date of Patent: ****Nov. 7, 1995**

[54] **STRAP HOLDER**

4,411,049 10/1983 Cristea 24/16 PB X
4,510,649 4/1985 Yudis et al. 24/16 PB

[75] Inventor: **Robert D. Dee**, Allentown, Pa.

OTHER PUBLICATIONS

[73] Assignee: **Smirne Plastics, Inc.**, Allentown, Pa.

Stafford Enterprises brochure, Dec. 14, 1987, no page number, gas clip located at bottom left corner of page. Fashion Accessories, Aug. 1950, p. 101 —“Bag’N Glove Holder” at bottom right.

[**] Term: **14 Years**

Primary Examiner—A. Hugo Word
Assistant Examiner—Holly Baynham
Attorney, Agent, or Firm—James D. Dee

[21] Appl. No.: **24,917**

[22] Filed: **Jun. 23, 1994**

[52] U.S. Cl. **D8/373**

[58] Field of Search D8/373, 356, 394;
D3/328; 24/17 A, 16 PB, 30.5 R; 248/73,
74.1–74.4, 317

[57] CLAIM

The ornamental design for a strap holder, as shown and described.

[56] References Cited

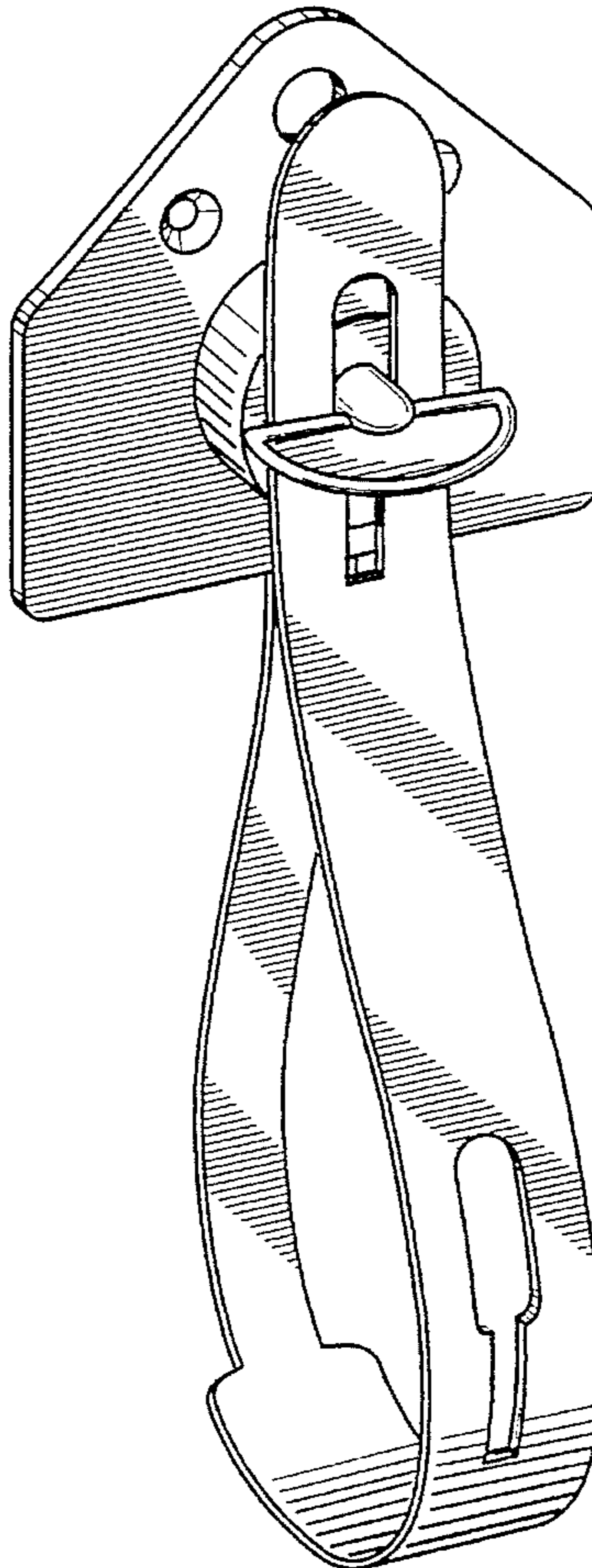
U.S. PATENT DOCUMENTS

D. 27,529	8/1897	Stiebel	D3/328
D. 183,020	6/1958	Reed	D3/246
D. 222,405	10/1971	Wolf	D3/249
D. 256,738	9/1980	Dockery	D3/328
D. 313,547	1/1991	Buckles	D8/373
2,542,246	2/1951	Grosz	150/108
2,553,317	5/1951	Hill	D3/226 X
2,759,390	8/1956	Edwards	248/74.3 X
3,118,644	1/1964	Wernig	248/73
3,161,929	12/1964	Swett	248/317
4,403,375	9/1983	Blum	24/16 PB

DESCRIPTION

FIG. 1 is a perspective view of a strap holder showing my new design in a folded position;
FIG. 2 is a top plan view in an unfolded position;
FIG. 3 is a bottom plan view in an unfolded position;
FIG. 4 is a front elevational view in an unfolded position;
FIG. 5 is a side elevational view in an unfolded position with the opposite side being a mirror image; and,
FIG. 6 is a rear elevational view in an unfolded position.

1 Claim, 2 Drawing Sheets






FIG. 1

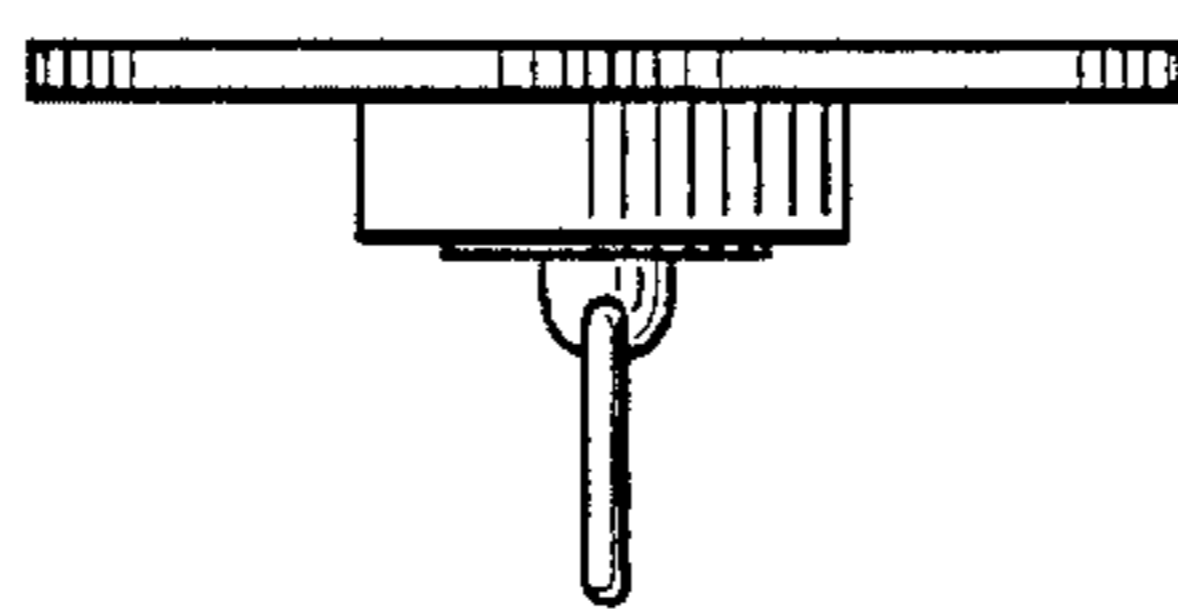


FIG. 2

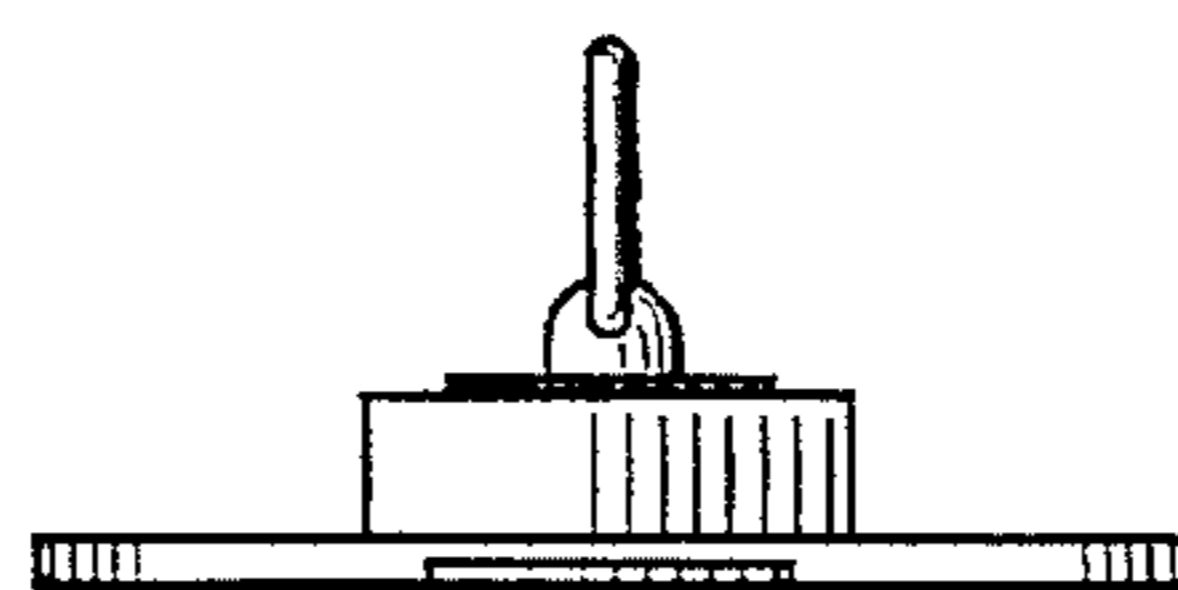


FIG. 3

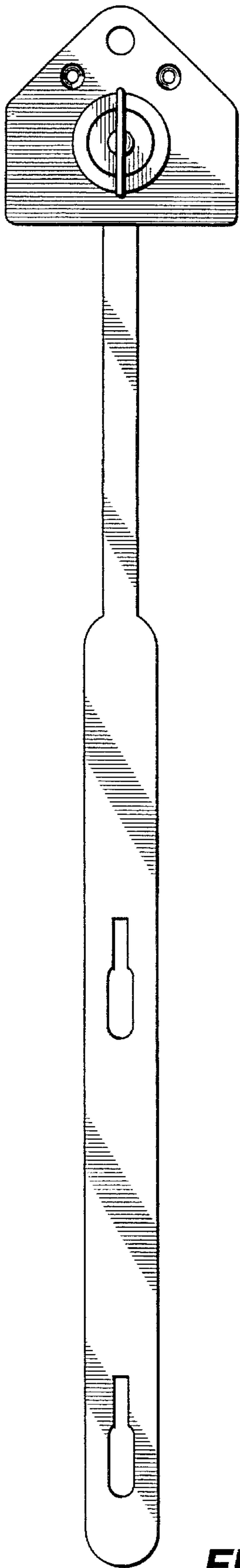


FIG. 4



FIG. 5

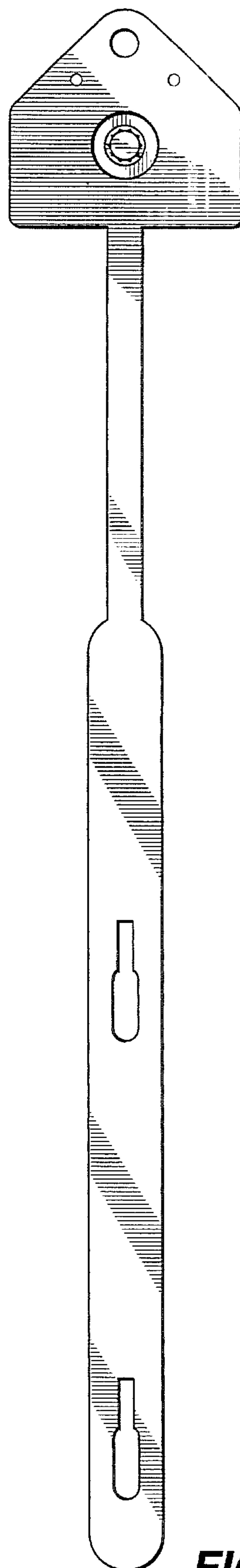


FIG. 6