



US00D363873S

United States Patent [19]
Ainscough

[11] **Patent Number: Des. 363,873**
[45] **Date of Patent: **Nov. 7, 1995**

[54] **HINGE WING COVER**

FOREIGN PATENT DOCUMENTS

[75] Inventor: **Francis G. H. Ainscough, McHenry, Ill.**

694120 7/1953 United Kingdom 16/387

[73] Assignee: **Newell Operating Company, Freeport, Ill.**

OTHER PUBLICATIONS

Belwith Cabinet Hardware Cat. No 278, c 1978, p.13—item no. p. 294.

[**] Term: **14 Years**

Total Home Fashions in Decorative Harware by Amerock. Cat. No 109, p. 37: item #237AS, circled.

[21] Appl. No.: **25,996**

Primary Examiner—Ted Shooman

[22] Filed: **Aug. 3, 1994**

Assistant Examiner—C. Tuttle

[52] U.S. Cl. **D8/323**

Attorney, Agent, or Firm—Foley & Lardner

[58] **Field of Search** D8/323-329, 300, D8/350, 351, 400-499, DIG. 1; D6/300; 16/250, 251, 223, 372, 387, 388, DIG. 4

[57] **CLAIM**

The ornamental design for a hinge wing cover, as shown and described.

[56] **References Cited**

DESCRIPTION

U.S. PATENT DOCUMENTS

D. 123,891	12/1940	Pellegrin	D8/DIG. 8
D. 182,889	5/1958	Fremstad	D8/329
D. 188,485	8/1960	Clayton	D8/329
D. 218,013	7/1970	Pawlow	D8/329
D. 219,761	9/1970	Keller	D8/403
D. 226,602	4/1973	Chasen	D8/328 X
D. 235,847	7/1975	Clayton	D8/327
D. 246,696	12/1977	Clayton	D8/350
2,248,493	7/1941	Curtiss, Jr.	16/251

FIG. 1 is a perspective view of a hinge wing cover showing my new design, a typical hinge being shown in broken lines to illustrate the relation of the cover to the hinge;

FIG. 2 is an enlarged rear view of the hinge wing cover;

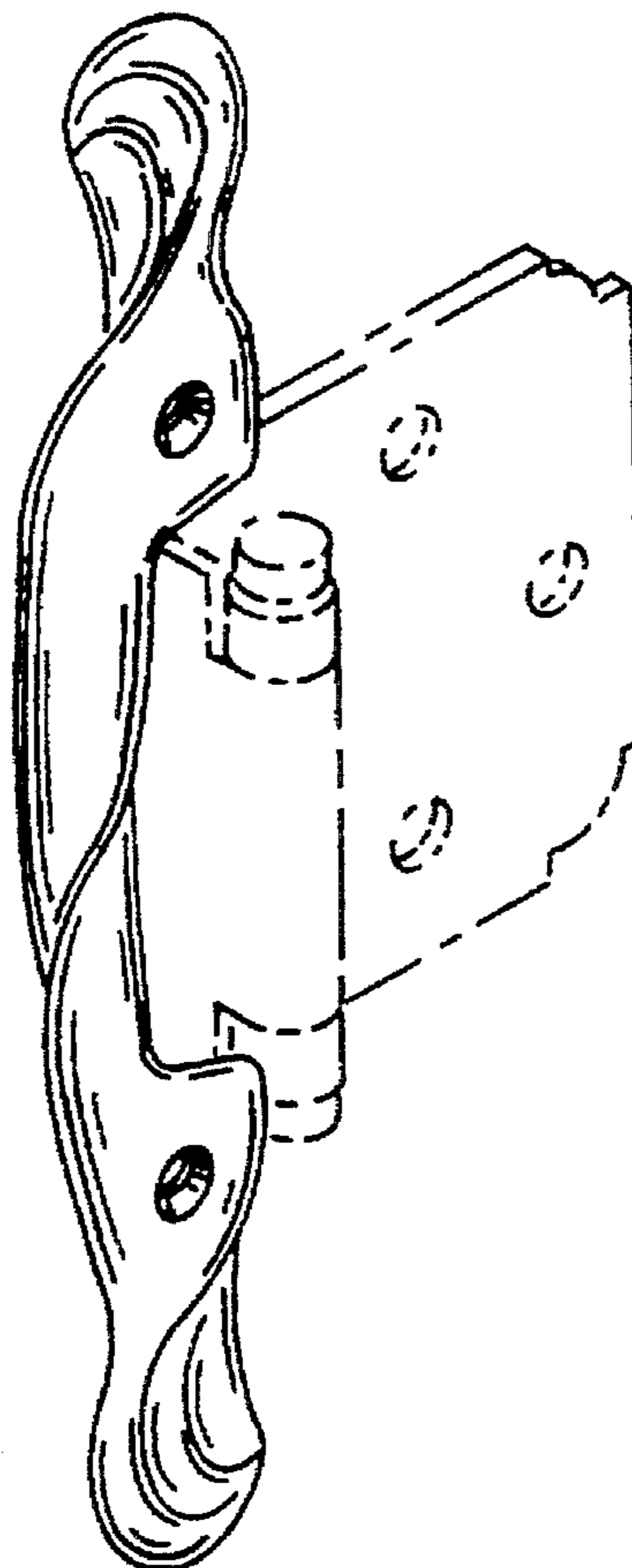
FIG. 3 is a left side elevational view thereof;

FIG. 4 is a front view thereof; and,

FIG. 5 is a right side elevational view thereof.

The broken line showing of the hinge is for illustrative purposes only and forms no part of the claimed design.

1 Claim, 1 Drawing Sheet



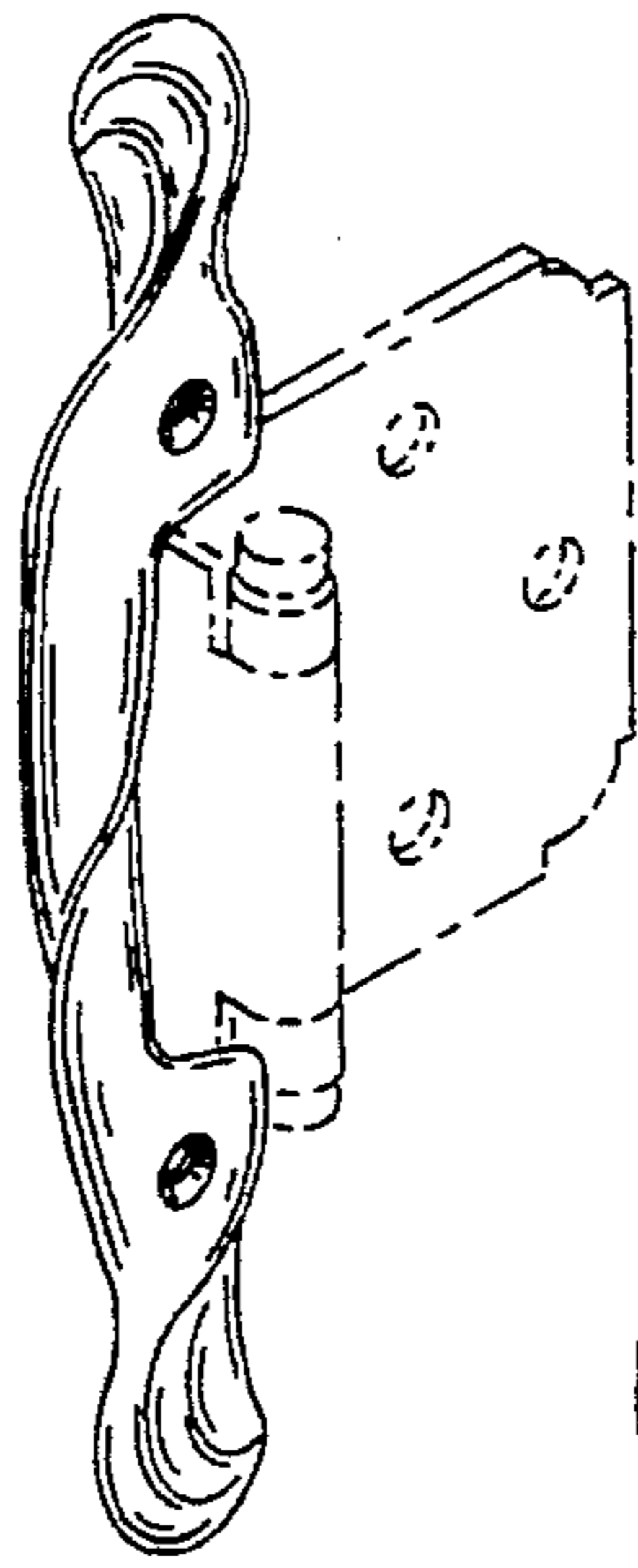


FIG. 1

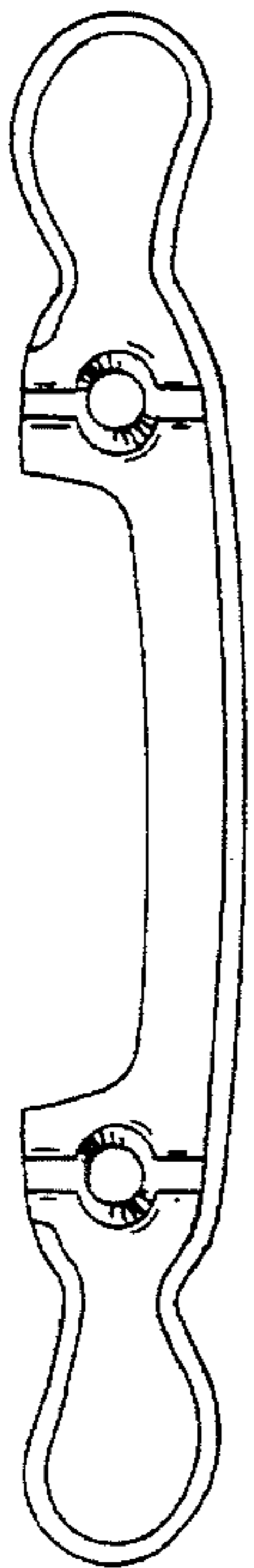


FIG. 2

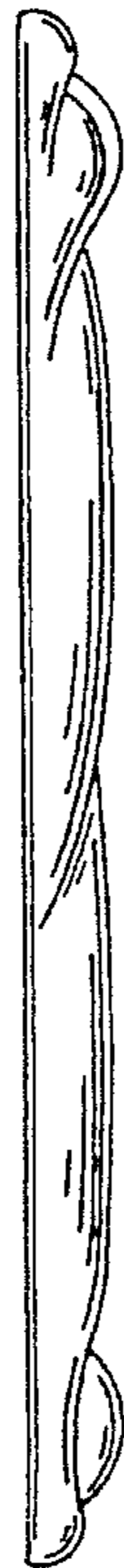


FIG. 3



FIG. 4




FIG. 5