



US00D363856S

United States Patent [19]

Westbrooks, Jr.

[11] Patent Number: **Des. 363,856**

[45] Date of Patent: ****Nov. 7, 1995**

[54] **FOOD SERVICE TRAY**

[75] Inventor: **John W. Westbrooks, Jr.**, Christiana, Tenn.

[73] Assignee: **Standex International Corporation**, Murfreesboro, Tenn.

[**] Term: **14 Years**

[21] Appl. No.: **24,427**

[22] Filed: **Jun. 14, 1994**

[52] U.S. Cl. **D7/553; D7/555**

[58] Field of Search D7/550, 501, 505, D7/590, 558, 507, 543, 544, 545, 546, 549, 551, 552, 553, 554, 555, 698, 564, 359, 360, 354, 643, 502, 541, 556; D9/341, 425, 347; 220/575, 556, 735, 574; 206/561, 562, 563; 229/120.38, 120.02, 169, 170, 186; 211/133

[56] **References Cited**

U.S. PATENT DOCUMENTS

D. 20,487	6/1891	McBride	D7/555
D. 121,438	7/1940	Karsh	D7/544
D. 168,230	11/1952	Laughlin	D7/546
D. 195,345	6/1963	Stageberg	D44/10
D. 199,684	12/1964	Lombardo	D7/554
D. 206,760	1/1967	Kirwan	D44/10
D. 208,260	8/1967	Meyer, Jr.	D44/10
D. 255,310	6/1980	Spencer	D7/38

D. 267,766	2/1983	Storrs	D7/38
D. 267,767	2/1983	Storrs	D7/38
D. 338,808	8/1993	Anderson	D7/553
D. 352,202	11/1994	Campbell et al.	D7/546 X
D. 352,203	11/1994	Campbell et al.	D7/546 X
D. 353,516	12/1994	Anderson	D7/553
D. 355,333	2/1995	Campbell	D7/550 X

Primary Examiner—Alan P. Douglas
Assistant Examiner—M. N. Pandozzi
Attorney, Agent, or Firm—Luedeka, Neely & Graham

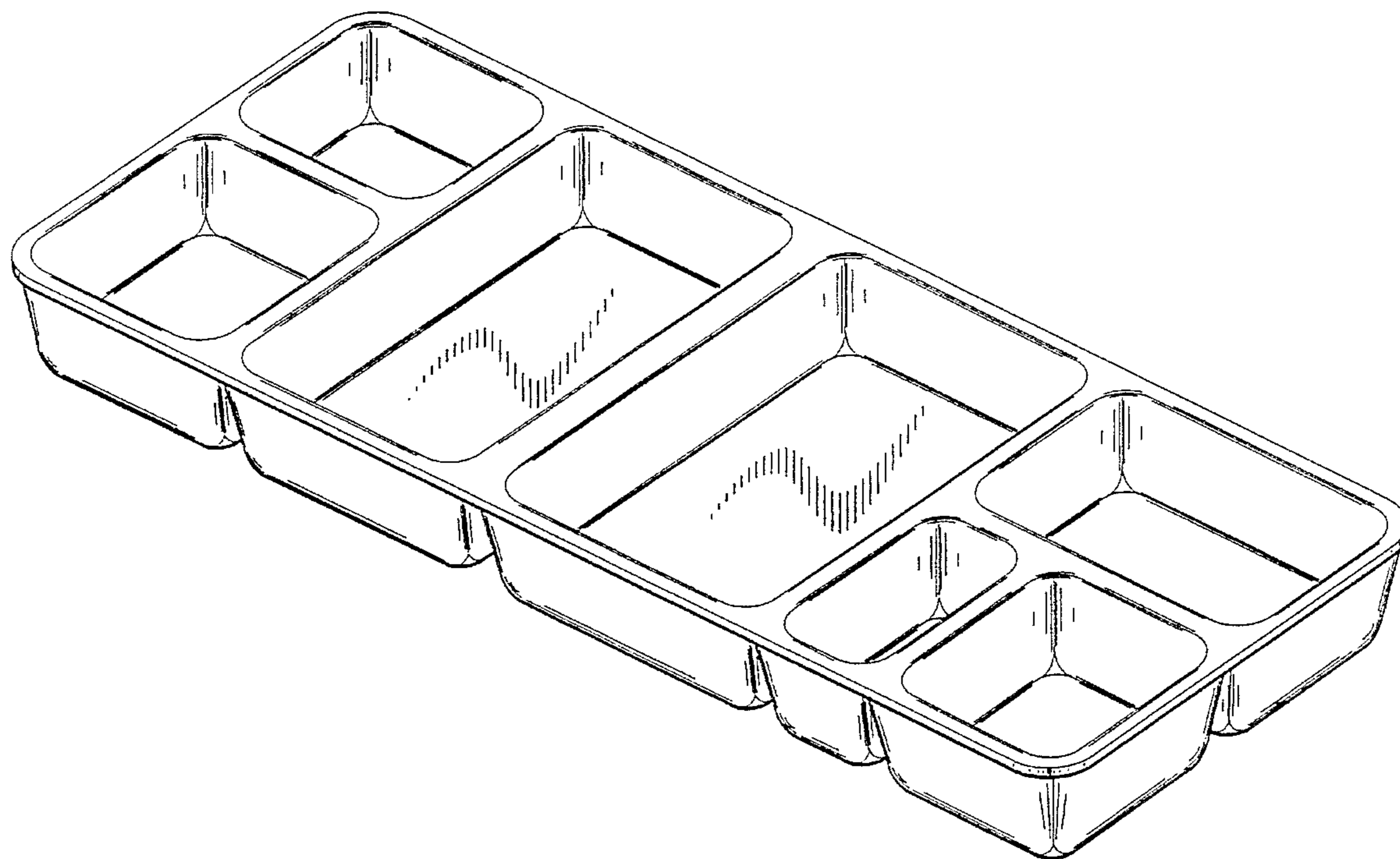
[57] **CLAIM**

The ornamental design for a food service tray, as shown.

DESCRIPTION

FIG. 1 is a perspective view of the food service tray of my new design;
FIG. 2 is a left side view of the food service tray of my new design;
FIG. 3 is a rear view of the food service tray of my new design;
FIG. 4 is a front view of the food service tray of my new design;
FIG. 5 is a right side view of the food service tray of my new design;
FIG. 6 is a top plan view of the food service tray of my new design; and,
FIG. 7 is a bottom plan view of the food service tray of my new design.

1 Claim, 3 Drawing Sheets



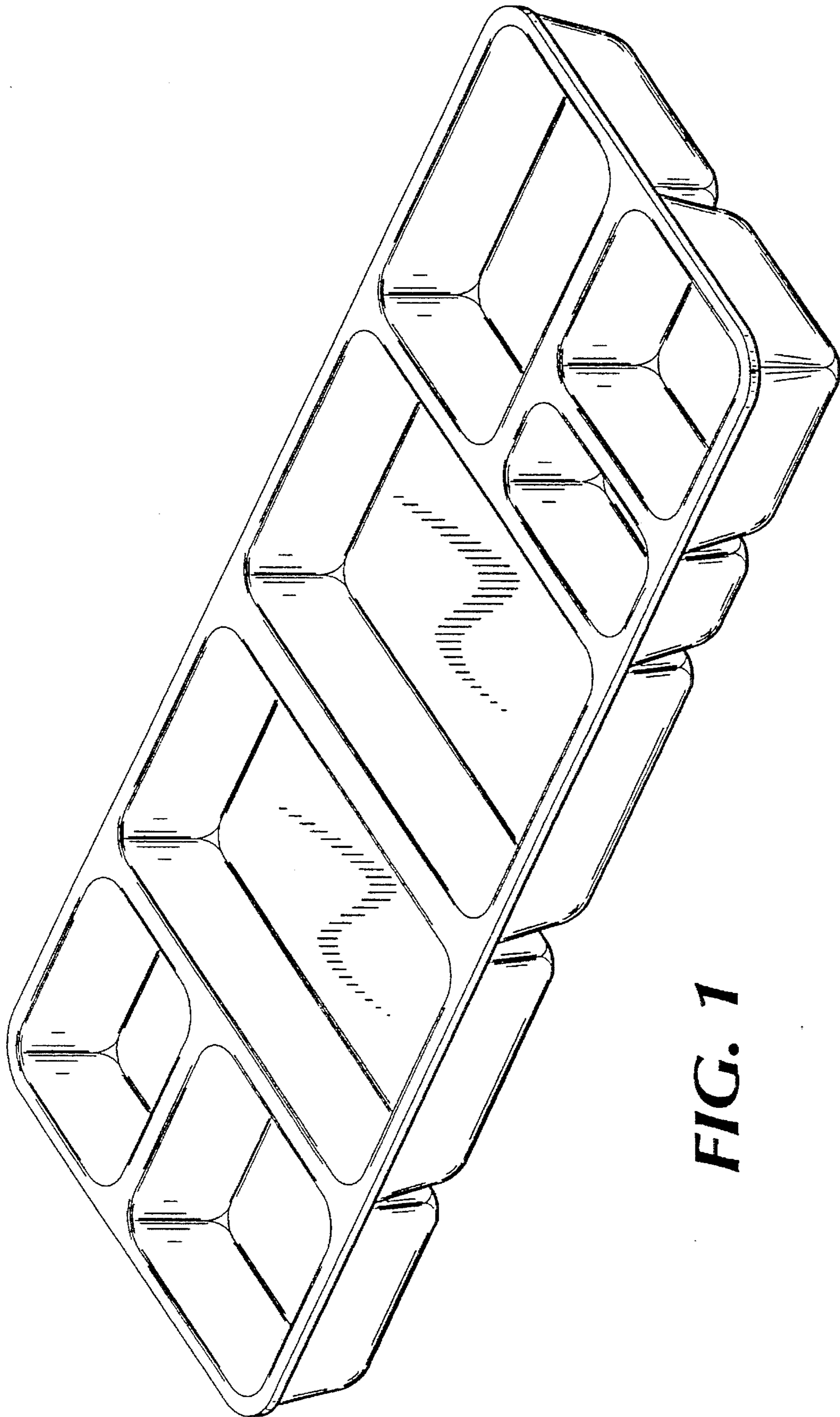


FIG. 1

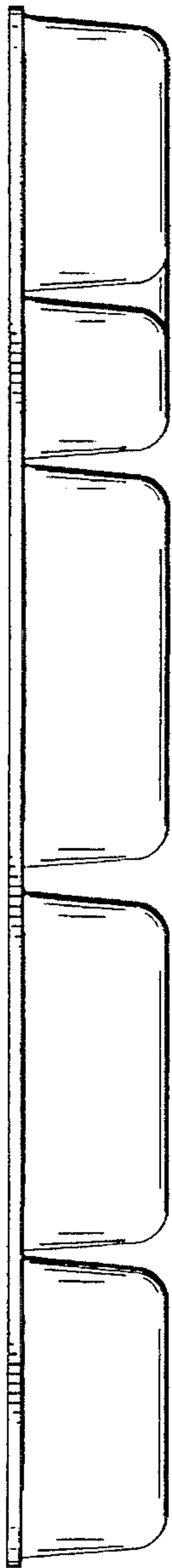


FIG. 2




FIG. 3

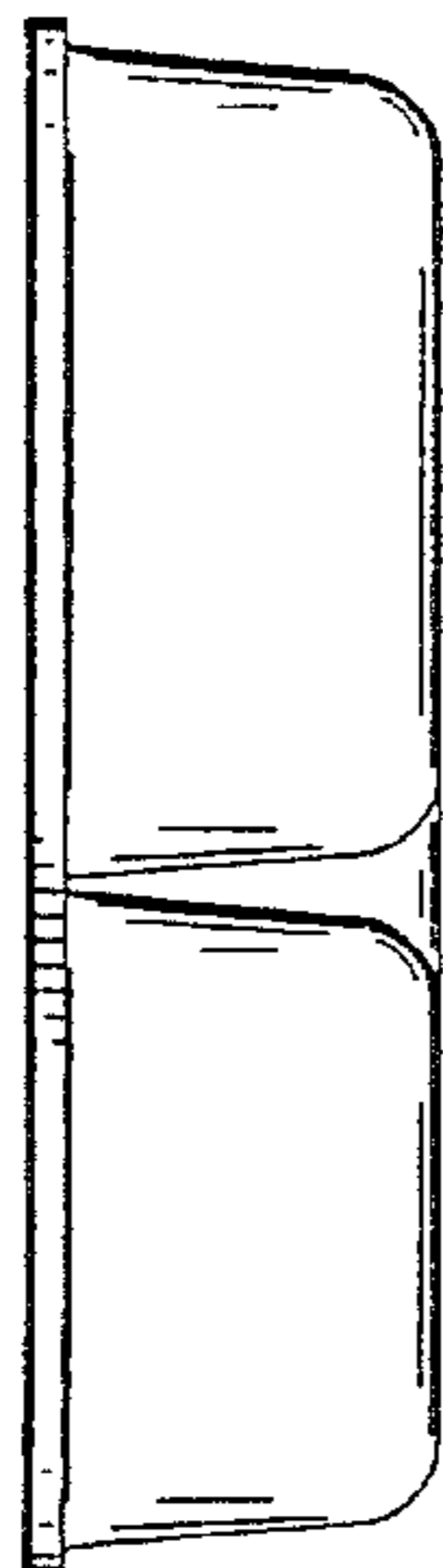


FIG. 4

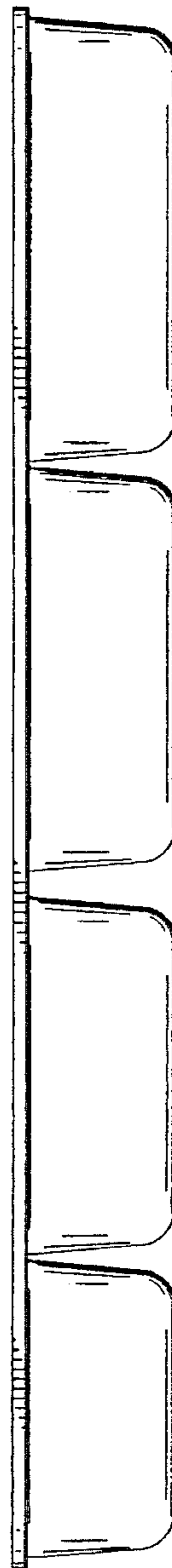


FIG. 5

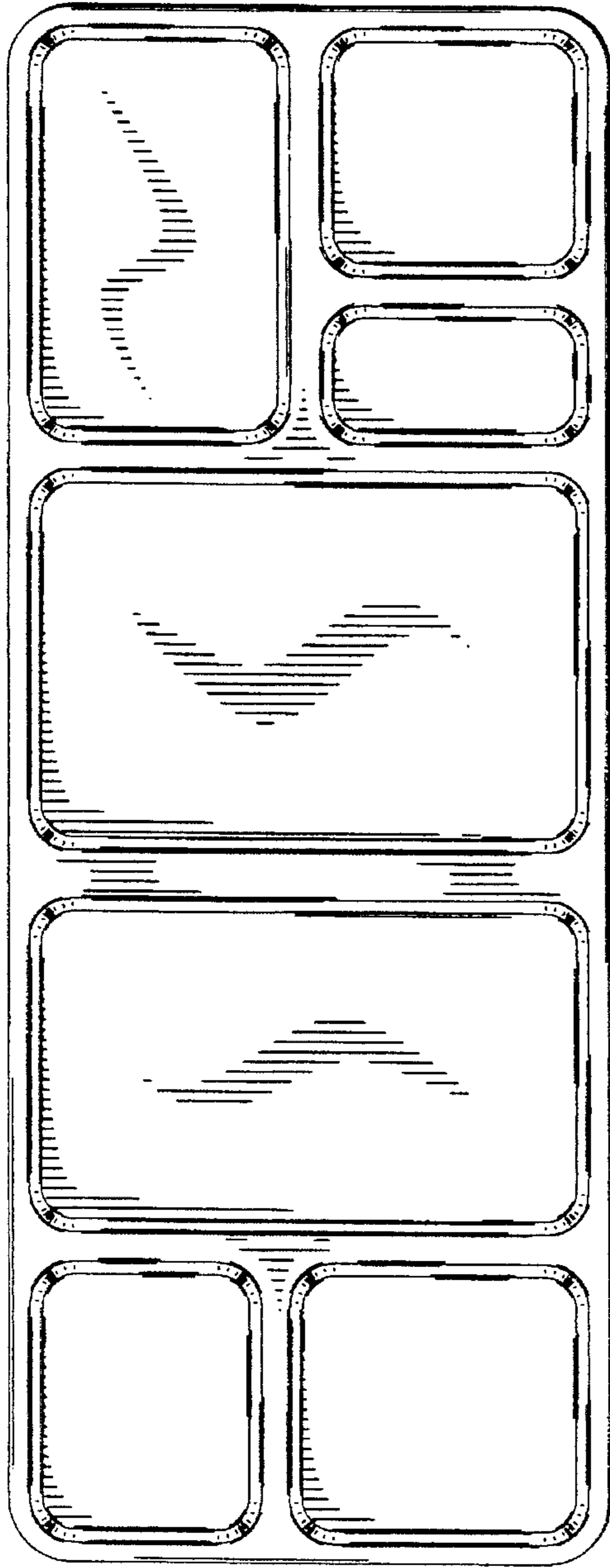


FIG. 6

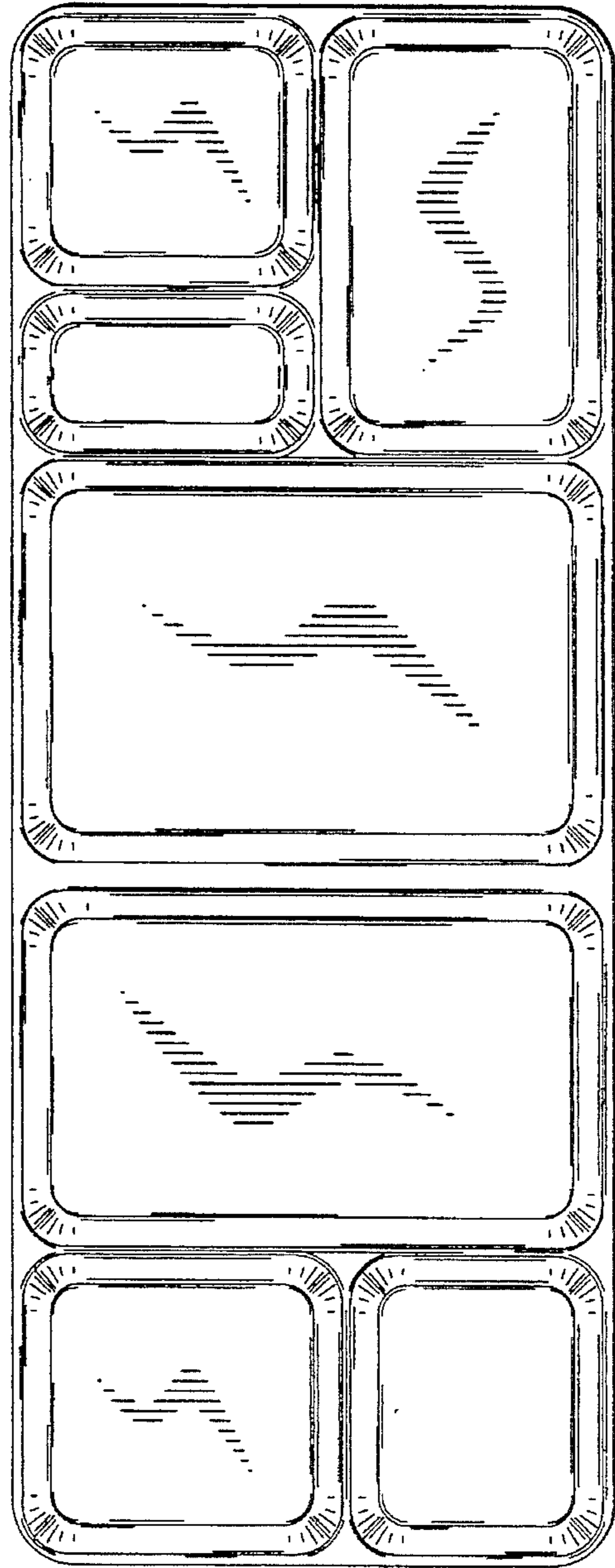


FIG. 7