



US00D363849S

United States Patent [19]

Bruns et al.

[11] Patent Number: **Des. 363,849**

[45] Date of Patent: ****Nov. 7, 1995**

[54] **GOLF CLUB SUPPORT STAND AND TOWEL HOLDER**

[76] Inventors: **Joseph D. Bruns**, 1220 Witherspoon;
Ronald R. Earl, 2457 Dillon Ct., both
of Thousand Oaks, Calif. 91360

[**] Term: **14 Years**

[21] Appl. No.: **13,008**

[22] Filed: **Sep. 15, 1993**

[52] U.S. Cl. **D6/552**

[58] Field of Search D6/552, 566, 417;
206/315.2; 248/530; 211/70.2; D21/223

[56] **References Cited**

U.S. PATENT DOCUMENTS

D. 267,679	1/1983	Barney	D6/417
D. 271,920	12/1983	Sanker	D6/417
D. 318,090	7/1991	Bahns	D6/417
D. 335,994	1/1993	Cude, Jr.	D6/552
D. 342,774	12/1993	McCumbers	D6/417 X
2,887,137	5/1959	Robb	211/70.2
5,127,530	7/1992	Ortuno	D21/223 X

Primary Examiner—Brian N. Vinson
Attorney, Agent, or Firm—David O'Reilly

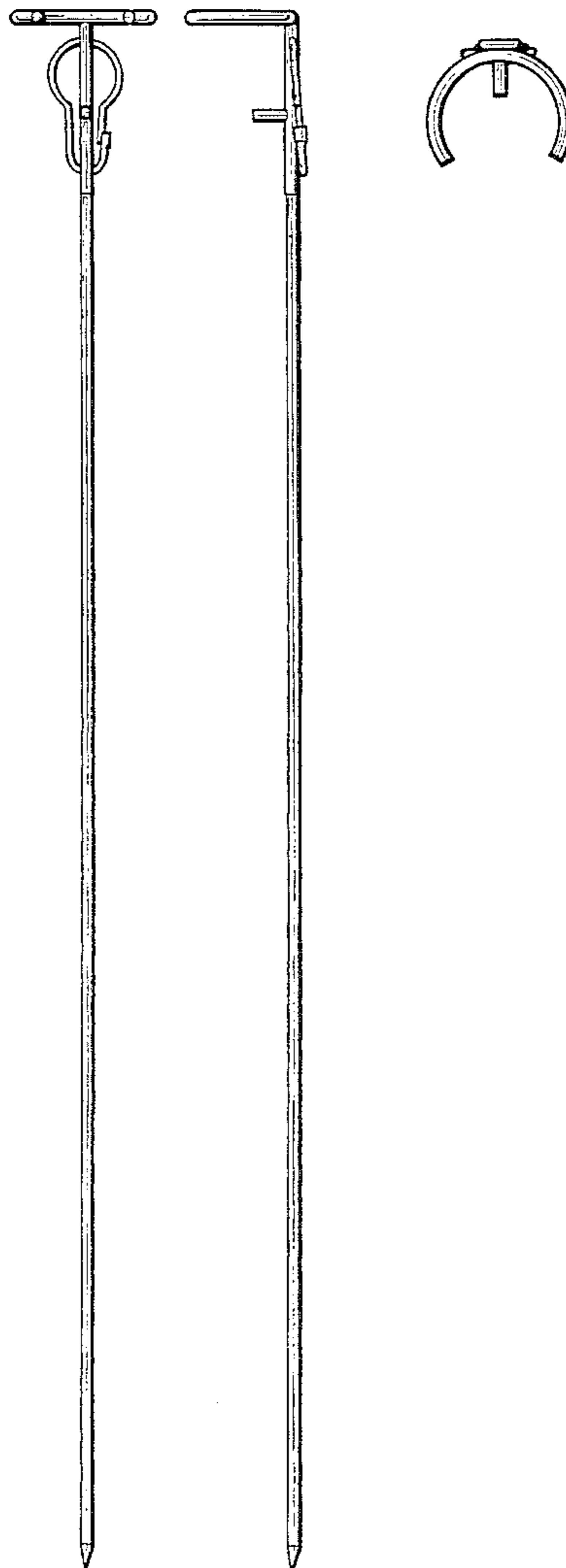
[57] **CLAIM**

The ornamental design for a golf club support stand and towel holder, as shown and described.

DESCRIPTION

FIG. 1 is a front elevational view of a golf club support stand and towel holder showing our new design; FIG. 2 is a right side elevational view thereof; FIG. 3 is a rear elevational view thereof; FIG. 4 is a left side elevational view thereof; FIG. 5 is a top plan view thereof; FIG. 6 is a bottom plan view thereof; FIG. 7 is a top plan view of a second embodiment thereof, the only difference from that of the first embodiment residing in the configuration of the top element; and, FIG. 8 is a top plan view of a third embodiment thereof, the only difference from that of the first embodiment residing in the configuration of the top element.

1 Claim, 1 Drawing Sheet



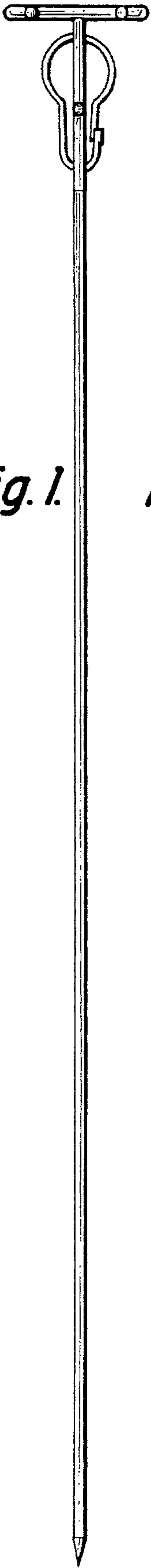


Fig. 1.

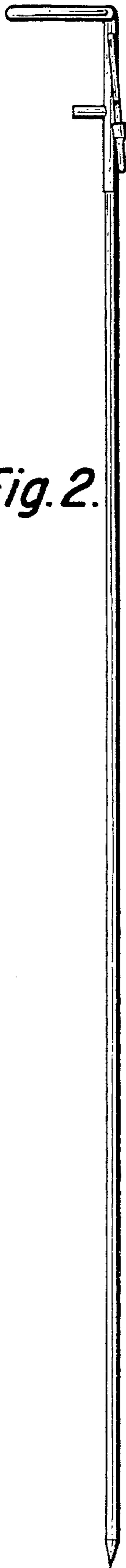


Fig. 2.

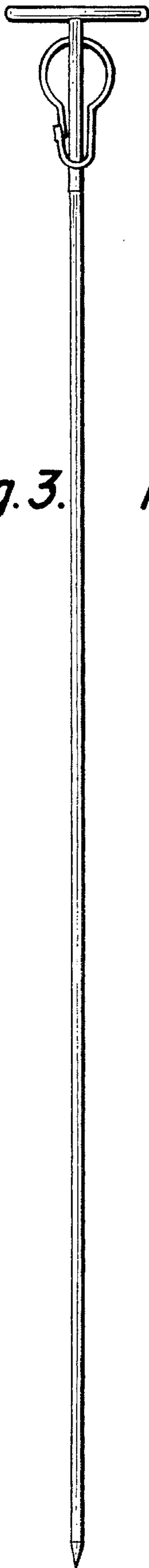


Fig. 3.




Fig. 4.

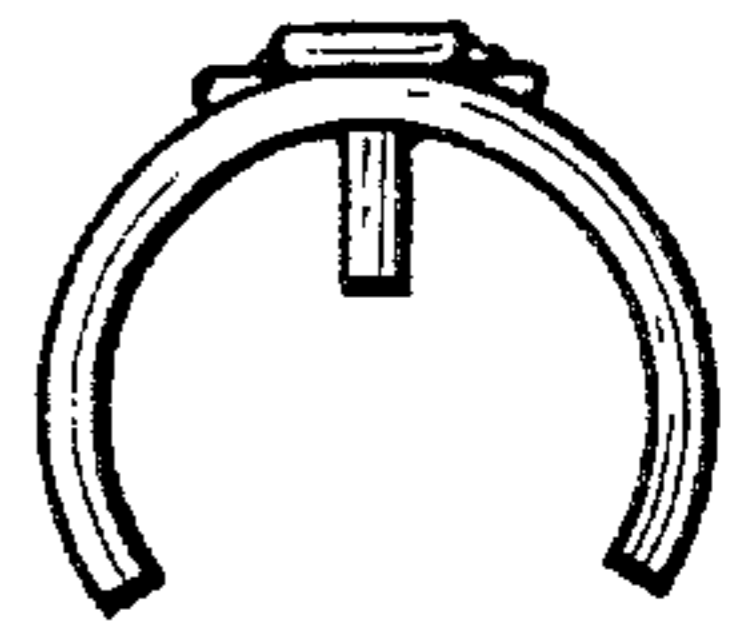


Fig. 5.

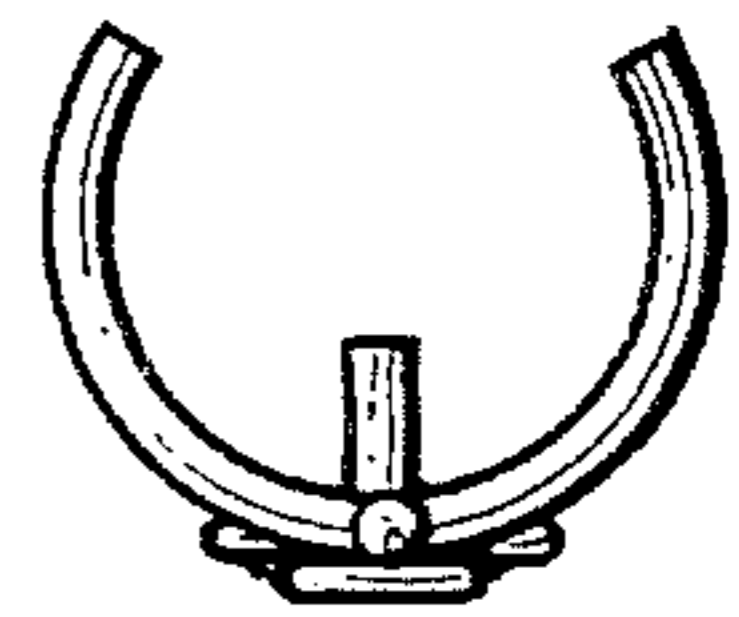


Fig. 6.

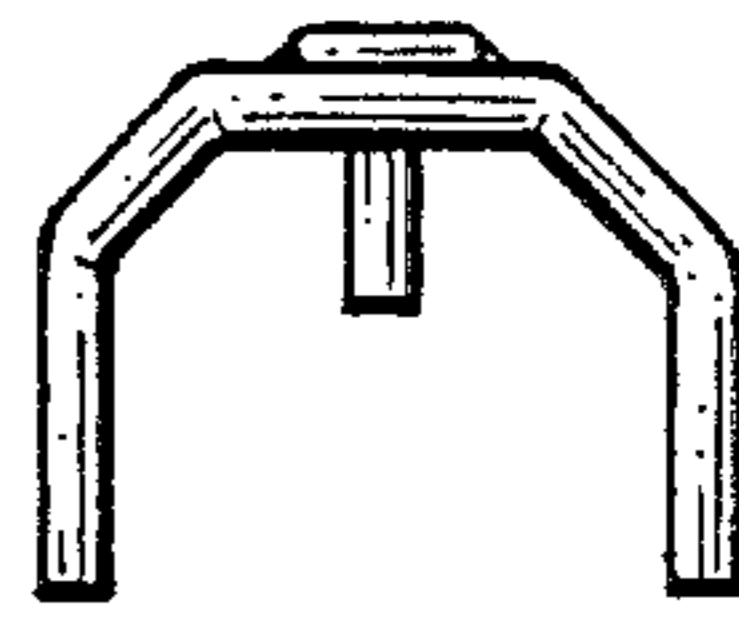


Fig. 7.

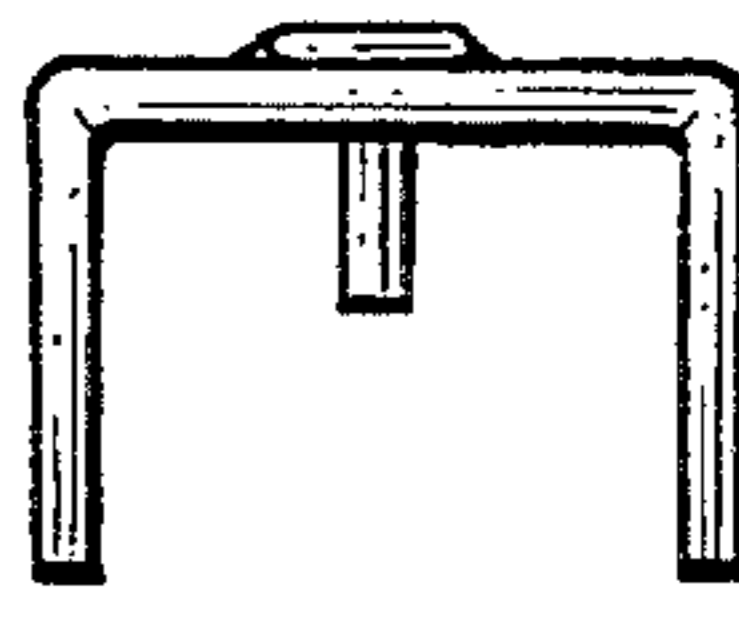


Fig. 8.