



US00D363848S

United States Patent [19]

[11] Patent Number: **Des. 363,848**

Andrus et al.

[45] Date of Patent: ***** Nov. 7, 1995**

[54] **LIQUID SOAP DISPENSER**

[75] Inventors: **Leonard C. Andrus**, W. Bloomfield;
Larry G. Turner, Fenton, both of Mich.

[73] Assignee: **Brass-Craft Manufacturing Company**, Southfield, Mich.

[*] Notice: The portion of the term of this patent subsequent to Jul. 11, 2009, has been disclaimed.

[**] Term: **14 Years**

[21] Appl. No.: **26,758**

[22] Filed: **Aug. 4, 1994**

[52] U.S. Cl. **D6/544; D6/545**

[58] Field of Search D6/542-545; 222/129, 222/132, 135, 144.5, 173, 180-181

[56] **References Cited**

U.S. PATENT DOCUMENTS

- D. 185,162 5/1959 Metzger .
- D. 228,845 10/1973 Hilgendorff et al. .
- D. 245,890 9/1977 Milbourne, Jr. .
- D. 246,212 11/1977 Keck et al. .
- D. 252,783 9/1979 Rizzuto D6/544
- D. 252,783 9/1979 Rizzuto .
- D. 258,329 2/1981 Chase et al. .
- D. 258,455 3/1981 Stafford .
- D. 266,460 10/1982 Rice .
- D. 269,516 6/1983 Kiser .
- D. 276,294 11/1984 Banks .
- D. 279,530 7/1985 von Buelow .
- D. 289,480 4/1987 der Kinderen et al. .
- D. 299,399 1/1989 Lippman .
- D. 302,916 8/1989 Williamson .
- D. 302,917 8/1989 Banks .

- D. 324,619 3/1992 Comstock et al. D6/544
- D. 324,619 3/1992 Comstock et al. .
- D. 330,304 10/1992 Parrish .
- D. 341,742 11/1993 Ornatowski D6/544
- D. 351,752 10/1994 Adamson D6/544
- 2,495,464 1/1950 Lingdell .
- 3,349,967 10/1967 Schneller .
- 3,720,352 3/1973 Kozlowski .
- 3,902,637 9/1975 Scheeler 222/144.5
- 4,039,104 8/1977 Mijares et al. 222/144.5
- 4,200,206 4/1980 Chase et al. .
- 4,513,885 4/1985 Hogan .
- 4,573,612 3/1986 Maddison et al. .
- 4,667,854 5/1987 McDermott et al. .
- 4,880,145 11/1989 McManus 222/181
- 5,105,990 4/1992 Leith .

OTHER PUBLICATIONS

Architectural Record, p. 2 (Always) Oct. 1957.

Primary Examiner—Brian N. Vinson

Attorney, Agent, or Firm—Myron B. Kapustij; Malcolm L. Sutherland

[57] **CLAIM**

The ornamental design for a liquid soap dispenser, as shown and described.

DESCRIPTION

FIG. 1 is a bottom, front, and left side perspective view of a liquid soap and shampoo dispenser showing our new design;

FIG. 2 is a top plan view thereof;

FIG. 3 is a front elevational view thereof;


FIG. 4 is a left side elevational view thereof;

FIG. 5 is a right side elevational view thereof; and,

FIG. 6 is a bottom plan view thereof.

The rear is plain and unornamented.

1 Claim, 3 Drawing Sheets




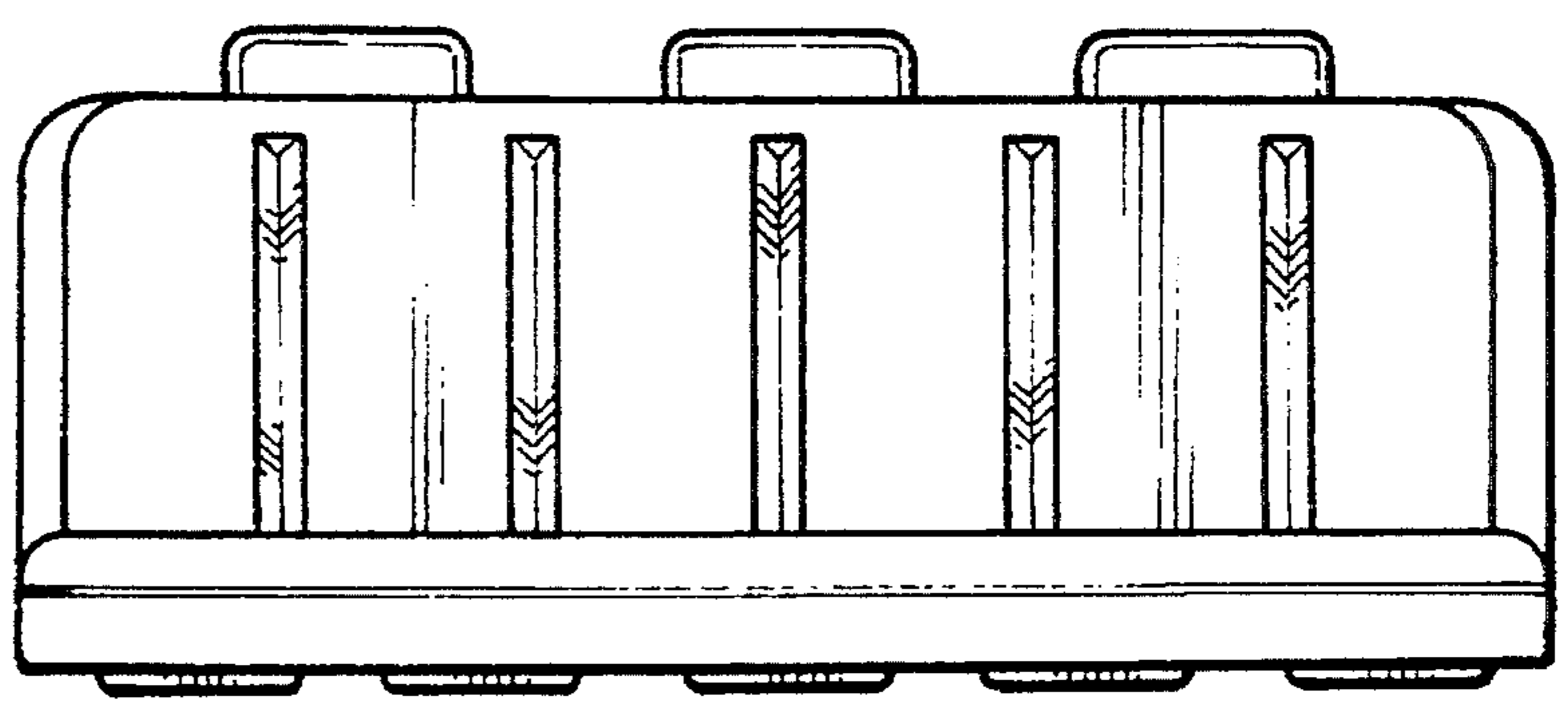


Fig-1

Fig-2



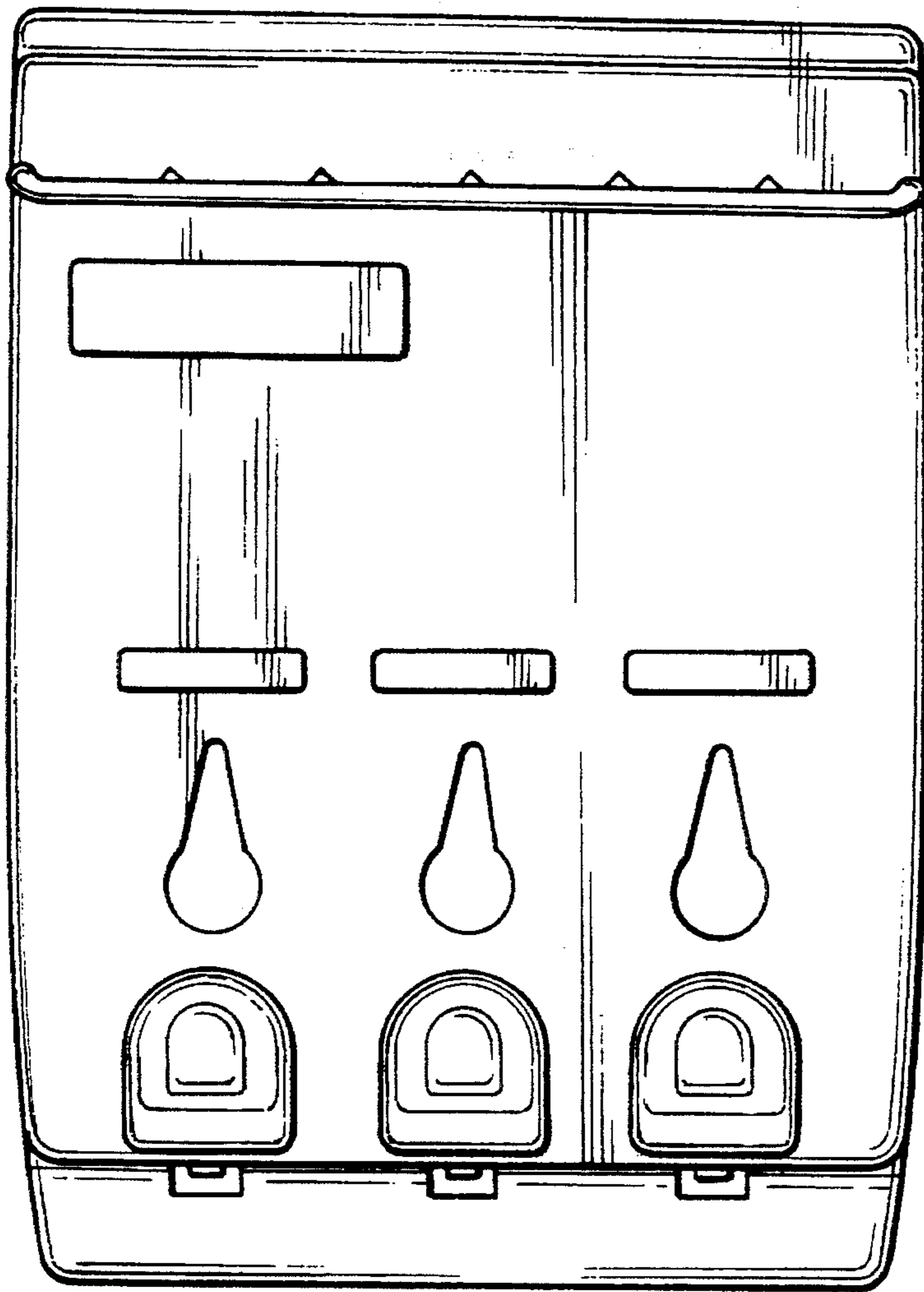


Fig-3




Fig-4

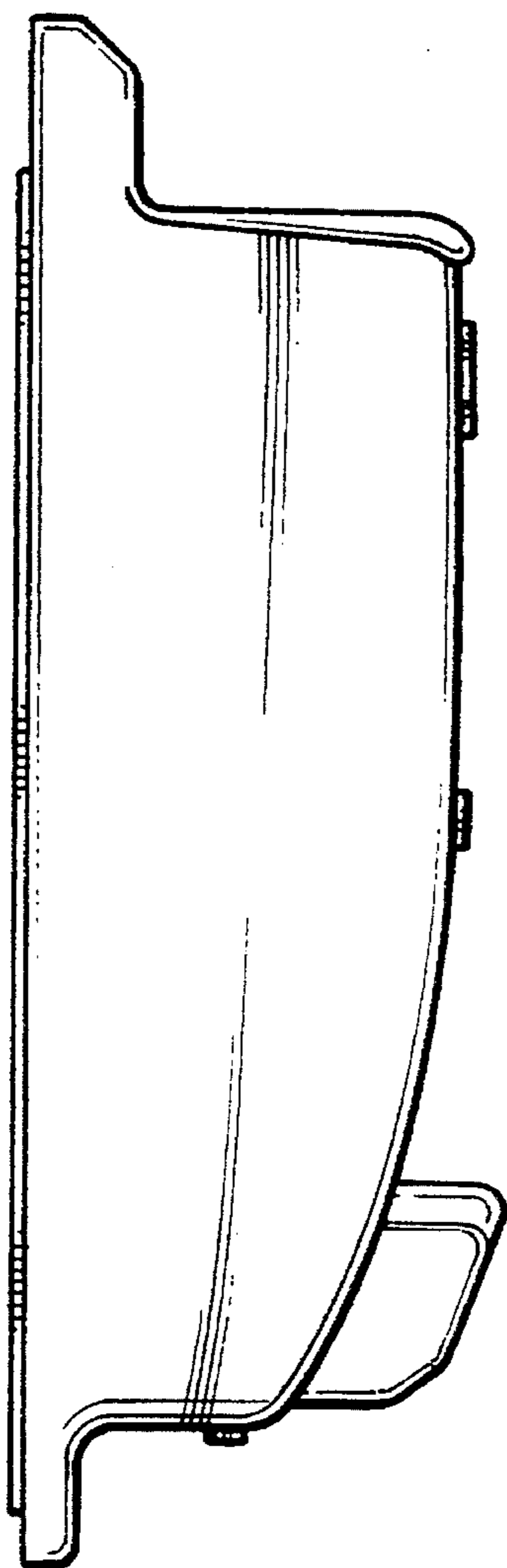


Fig-5

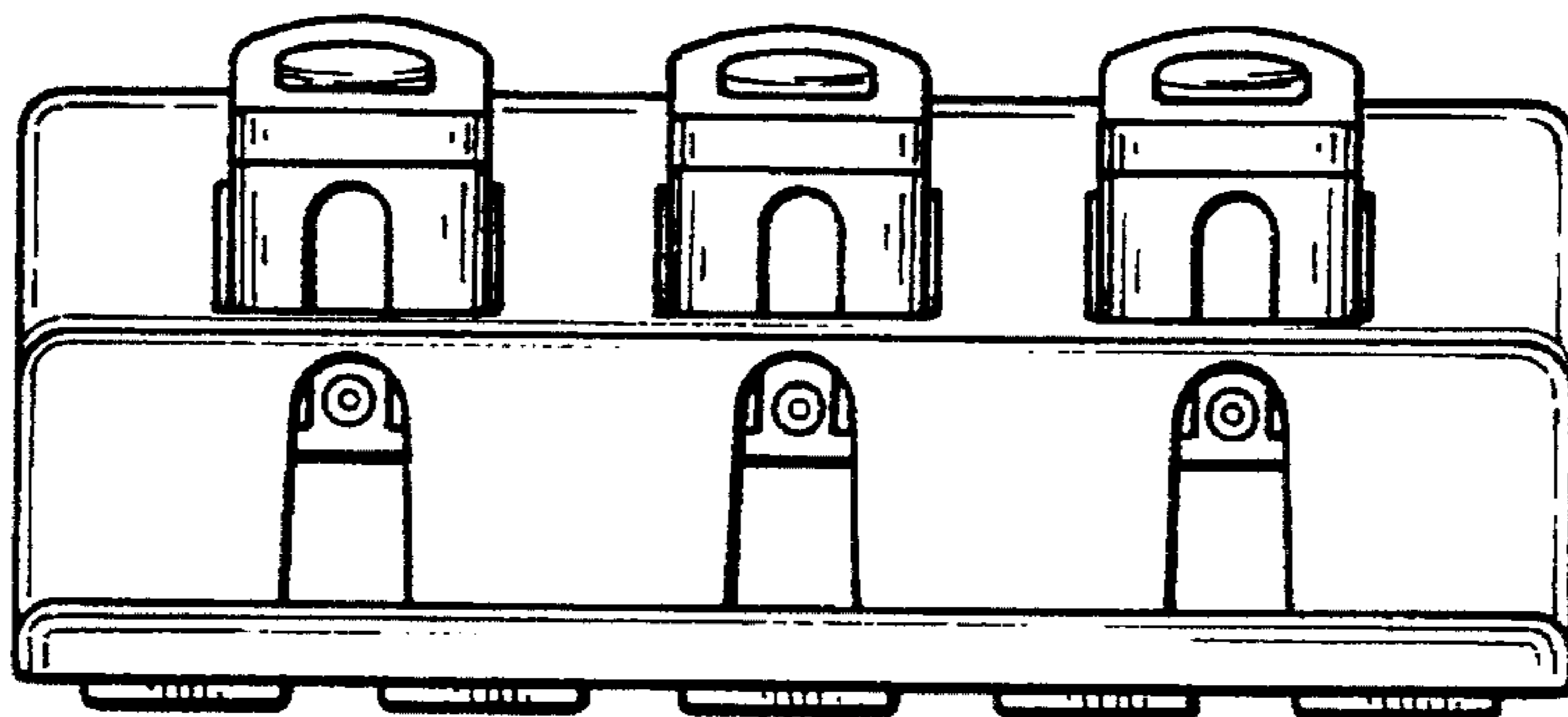


Fig-6