



US00D363835S

United States Patent [19]

[11] **Patent Number: Des. 363,835**

Paus

[45] **Date of Patent: **Nov. 7, 1995**

[54] **CABINET**

#389-251 on page.

[75] Inventor: **Michael J. Paus**, High Point, N.C.

Ethan Allen Dec. 1988 p. 173; Entertainment Wall Unit #27-9106 on page.

[73] Assignee: **Universal Furniture Industries, Inc.**, High Point, N.C.

Mastercraft Interiors Sep. 1990, p. 39; Entertainment Media Center, top right on page.

[**] Term: **14 Years**

Progressive Furniture Inc, ©1991; tables on page.

[21] Appl. No.: **20,426**

Primary Examiner—Carmen H. Vales-Lado

[22] Filed: **Mar. 25, 1994**

Attorney, Agent, or Firm—Edgar A. Zarins; Malcolm L. Sutherland

[52] **U.S. Cl.** **D6/439**

[57] **CLAIM**

[58] **Field of Search** D6/432-448; 312/204

The ornamental design for a cabinet, as shown and described.

[56] **References Cited**

DESCRIPTION

U.S. PATENT DOCUMENTS

D. 82,915	12/1930	Simons et al.	D6/439
D. 83,066	1/1931	Simons et al.	D6/439
D. 198,793	8/1964	Hekler	D6/439
D. 334,674	4/1993	Wheless et al.	D6/446
D. 353,281	12/1994	Keller	D6/434

FIG. 1 is a perspective view of a cabinet showing my new design;

FIG. 2 is a front elevational view thereof;

FIG. 3 is a right side elevational view as seen when in use, the opposite side being a mirror image thereof; and,


FIG. 4 is a top plan view thereof.

OTHER PUBLICATIONS

“Vintage” by Burlington ©1982, p. 5; chest #221-250 on page.

“Riverview” by Burlington May 1983, p. 5; door chest

1 Claim, 4 Drawing Sheets






Fig-1




Fig-2

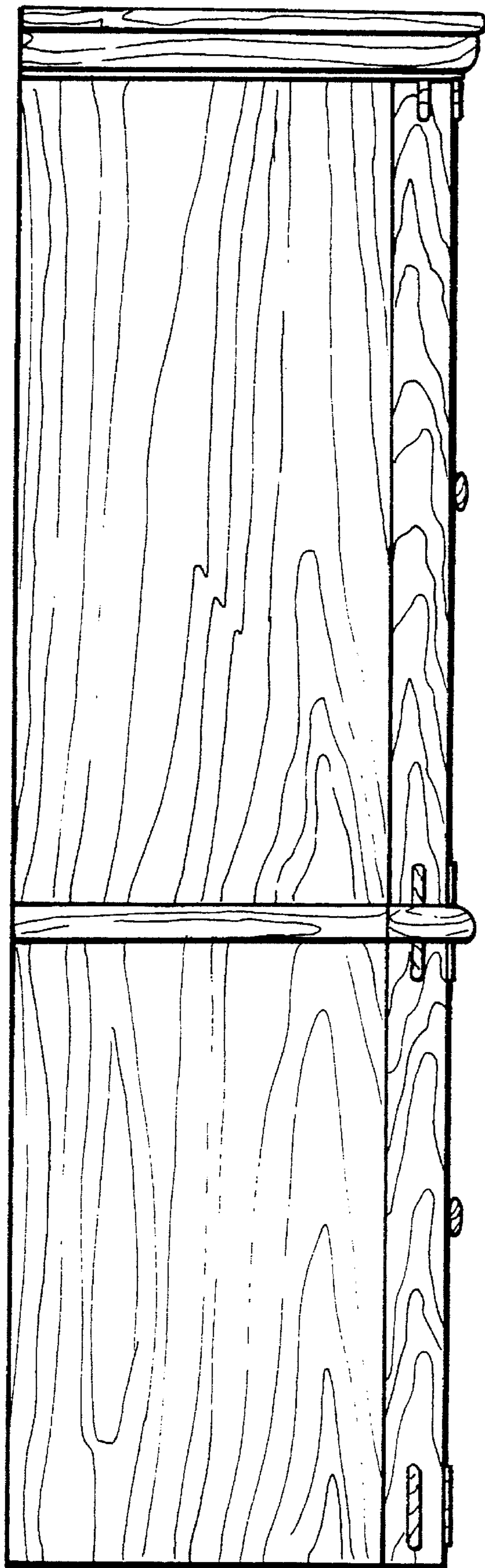


Fig-3

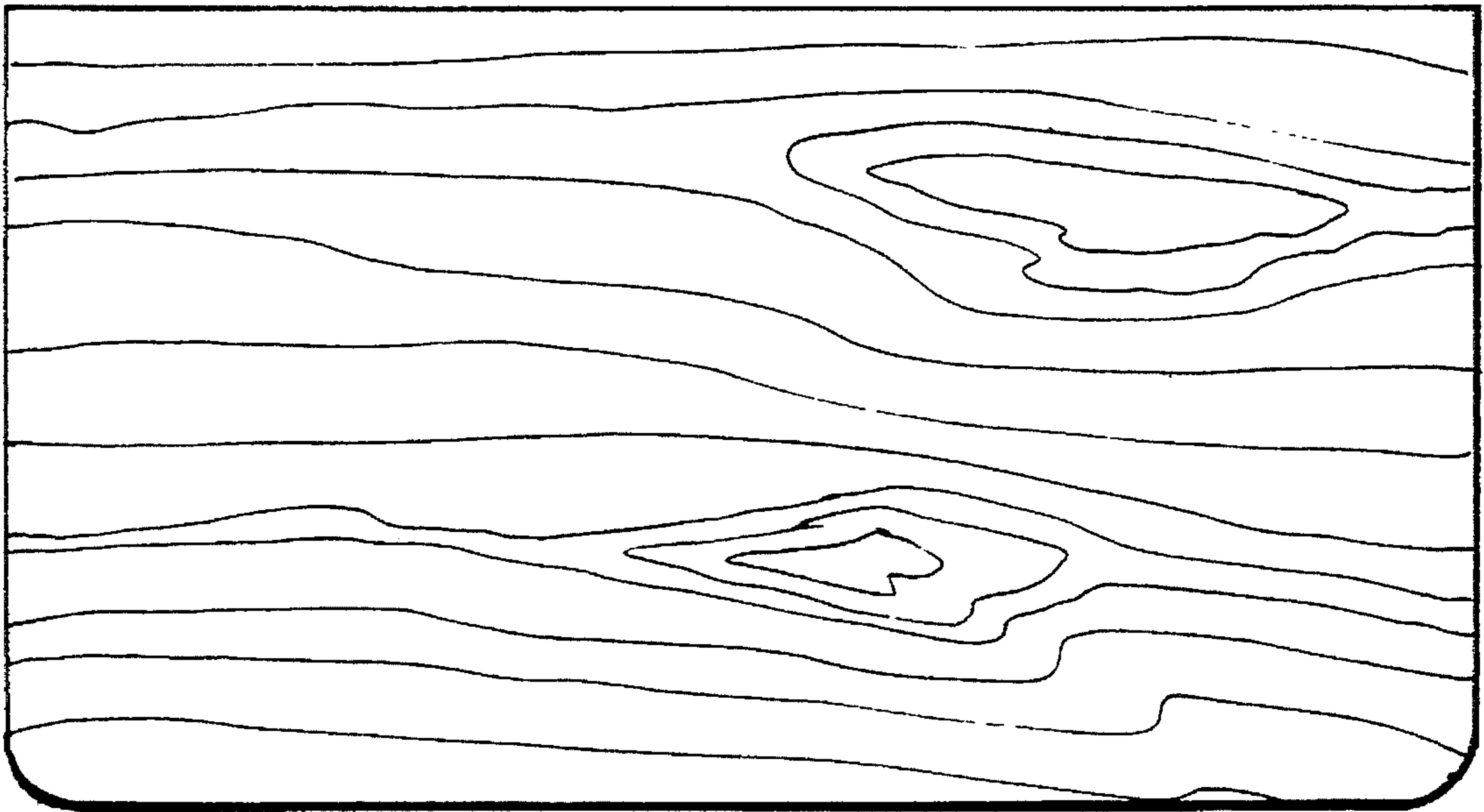


Fig-4