



US00D363833S

United States Patent [19]
Paus

[11] **Patent Number:** **Des. 363,833**
[45] **Date of Patent:** ****Nov. 7, 1995**

[54] **CABINET**

[75] Inventor: **Michael J. Paus**, High Point, N.C.

[73] Assignee: **Universal Furniture Industries, Inc.**,
High Point, N.C.

[**] Term: **14 Years**

[21] Appl. No.: **20,404**

[22] Filed: **Mar. 24, 1994**

[52] U.S. Cl. **D6/436; D6/446**

[58] Field of Search **D6/432-448; 312/204**

[56] **References Cited**

U.S. PATENT DOCUMENTS

D. 64,390	4/1924	Arons	D6/446
D. 64,392	4/1924	Arons	D6/446
D. 75,731	4/1928	Holt	D6/446
D. 77,312	12/1928	Dworkis	D6/446
D. 249,860	10/1978	Ungaro	D6/435
D. 286,959	12/1986	Doezema	D6/446

OTHER PUBLICATIONS

Blockwelder's Fine Home Furnishings ©1979, p. 30; hunt board #CD-CSL top row second from left.
Ethan Allen ©1979 p. 379; sideboard #16-6026, third col-

umn second from bottom.

Progressive Furniture Inc. ©1991 "Yesteryear II" item #3307-05 Sofa table on page.

"Vintage" by Burlington ©1982, p. 15; serving cart #221-795 on page.

Primary Examiner—Carmen H. Vales-Lado
Attorney, Agent, or Firm—Edger A. Zarins; Malcolm L. Sutherland


[57] **CLAIM**

The ornamental design for a cabinet, as shown and described.

DESCRIPTION

FIG. 1 is a perspective view of a cabinet showing my new design;
FIG. 2 is a front elevational view thereof;
FIG. 3 is a top plan view thereof; and,
FIG. 4 is a side view thereof, the opposite side being a mirror image of the side shown.

1 Claim, 2 Drawing Sheets







Fig-1

Fig-2



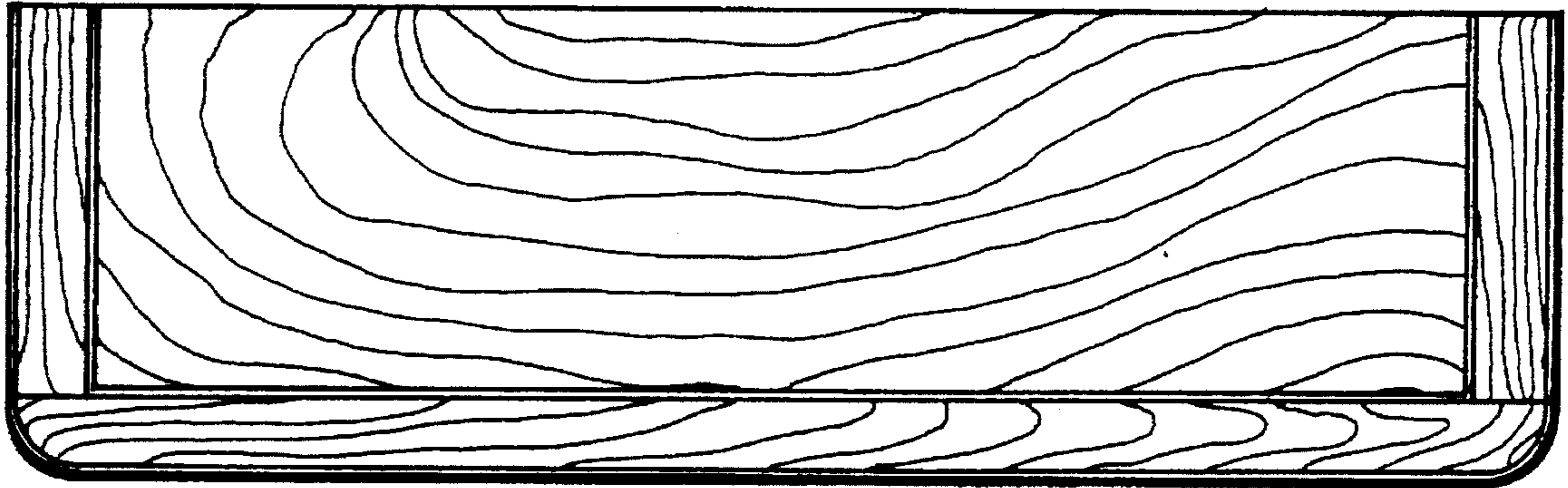


Fig - 3

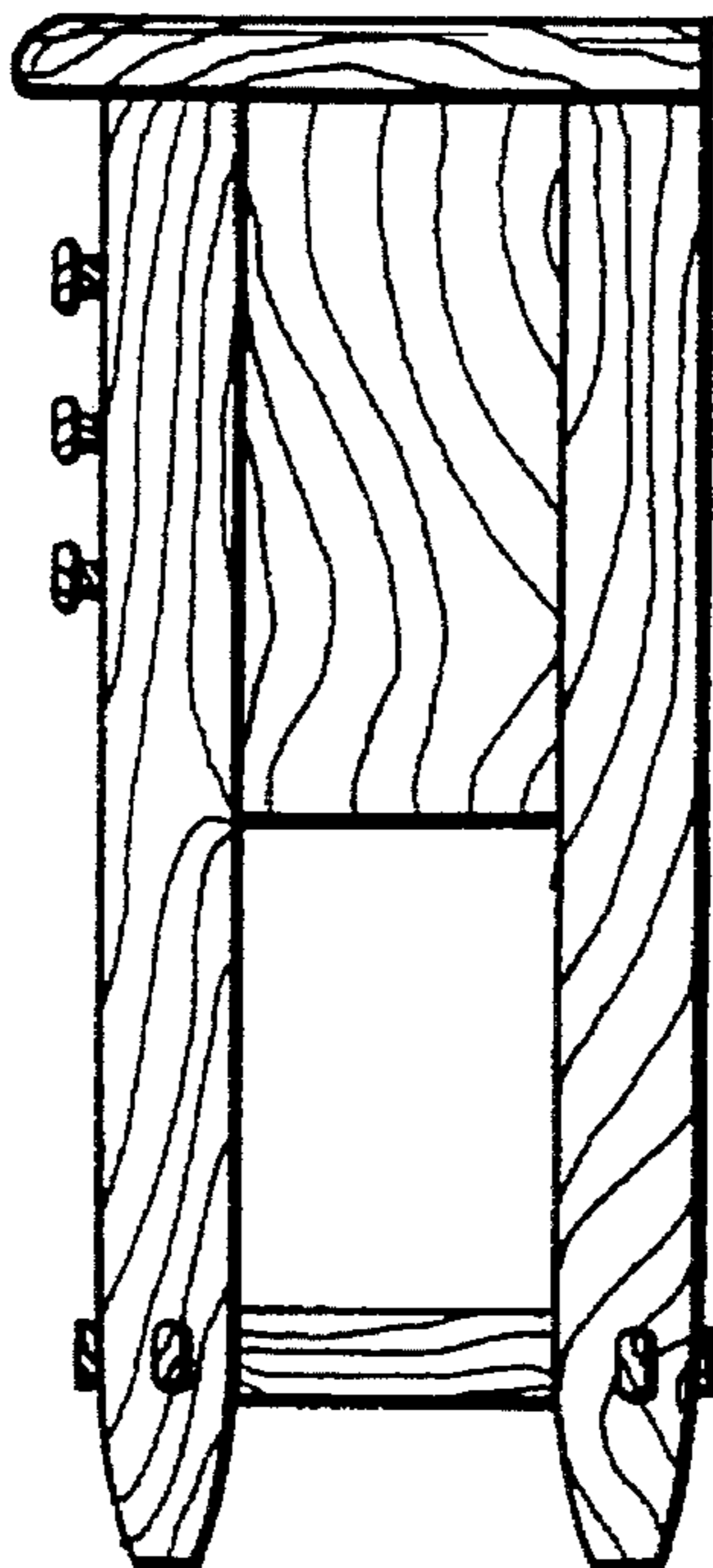


Fig - 4