



US00D363828S

United States Patent [19] Lockwood

[11] Patent Number: **Des. 363,828**

[45] Date of Patent: ****Nov. 7, 1995**

[54] **ERGONOMICAL BODY SUPPORT**

[76] Inventor: **Betty A. Lockwood**, P.O. Box 185,
Pleasant Valley, N.Y. 12569

[**] Term: **14 Years**

[21] Appl. No.: **21,084**

[22] Filed: **Apr. 8, 1994**

[52] U.S. Cl. **D6/375; D6/361; D21/237**

[58] Field of Search **D6/334, 335, 336,
D6/360, 361, 374, 375, 500, 501, 502;
297/452.17, 452.41; 5/335; D12/316; D21/236,
237**

| | | | |
|------------|---------|---------------------|--------------|
| D. 298,271 | 10/1988 | Balsey | D21/237 |
| D. 328,324 | 7/1992 | Wang | D21/237 |
| 2,281,629 | 5/1942 | Snow | 297/452.17 X |
| 2,593,319 | 4/1952 | Leditin et al. | 5/335 |
| 4,092,751 | 6/1978 | Burkholder et al. . | |
| 4,358,866 | 11/1982 | Rhodes . | |
| 4,484,781 | 11/1984 | Phelps | 297/452.41 |
| 4,564,240 | 1/1986 | Thieme . | |
| 5,004,296 | 4/1991 | Ziegenfuss, Jr. . | |
| 5,013,273 | 5/1991 | Williams . | |

Primary Examiner—Alan P. Douglas

Assistant Examiner—Gary D. Watson

[57] **CLAIM**

The ornamental design for an ergonomical body support, as shown and described.

DESCRIPTION

FIG. 1 is a front elevational view of the ergonomical body support showing my new design;
FIG. 2 is a rear elevational view thereof;
FIG. 3 is a left side elevational view thereof;
FIG. 4 is a right side elevational view thereof;
FIG. 5 is a top plan view thereof; and,
FIG. 6 is a bottom plan view thereof.

1 Claim, 3 Drawing Sheets

[56] **References Cited**

U.S. PATENT DOCUMENTS

| | | | |
|------------|---------|--------------------|----------|
| D. 167,666 | 9/1952 | Argento | D6/335 |
| D. 226,153 | 1/1973 | Boak | D6/361 |
| D. 228,428 | 9/1973 | Wilson | D6/361 |
| D. 244,645 | 6/1977 | Talmon et al. | D6/334 X |
| D. 256,407 | 8/1980 | Nakisbendi | D6/334 |
| D. 256,408 | 8/1980 | Nakisbendi | D6/361 |
| D. 267,599 | 1/1983 | Fator | D6/334 |
| D. 276,577 | 12/1984 | Fitch | D6/361 |
| D. 295,209 | 4/1988 | Reed | D21/237 |

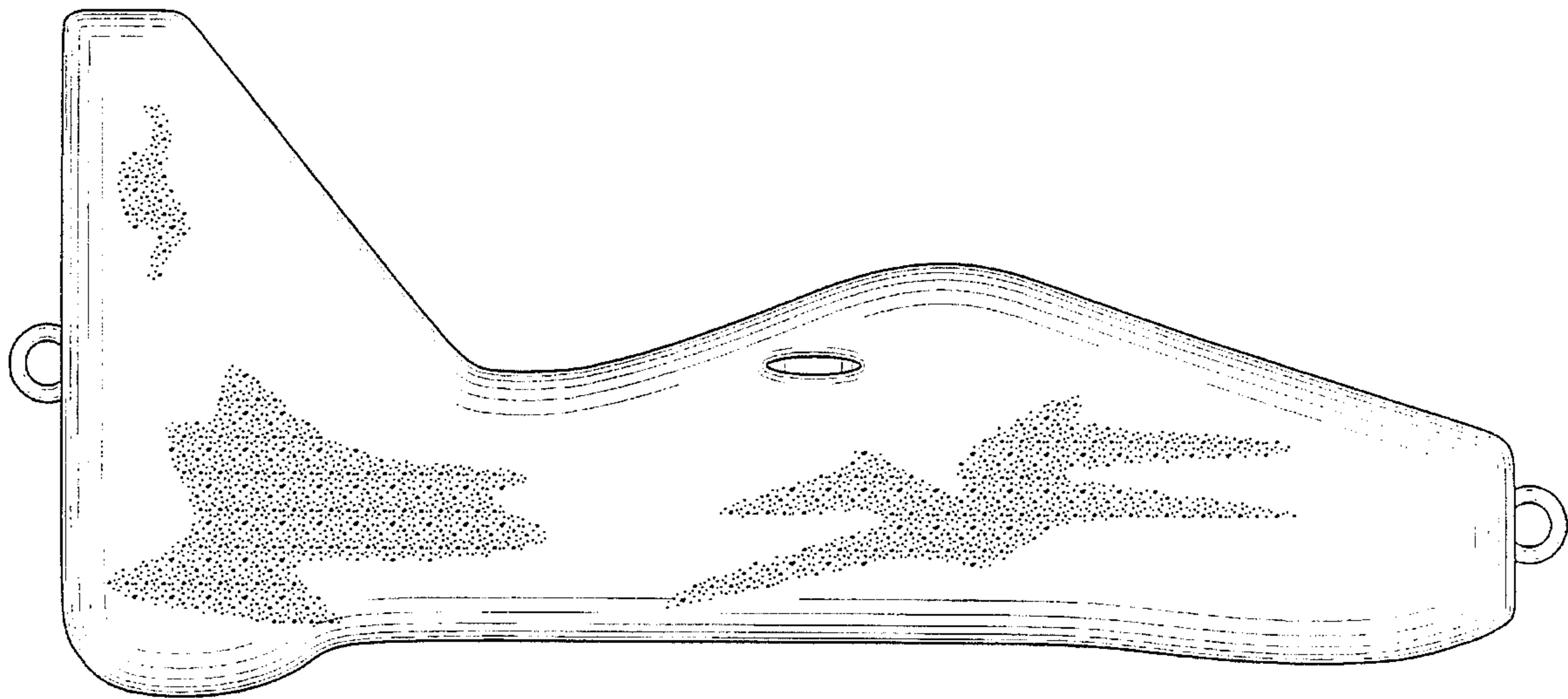


FIG. 1

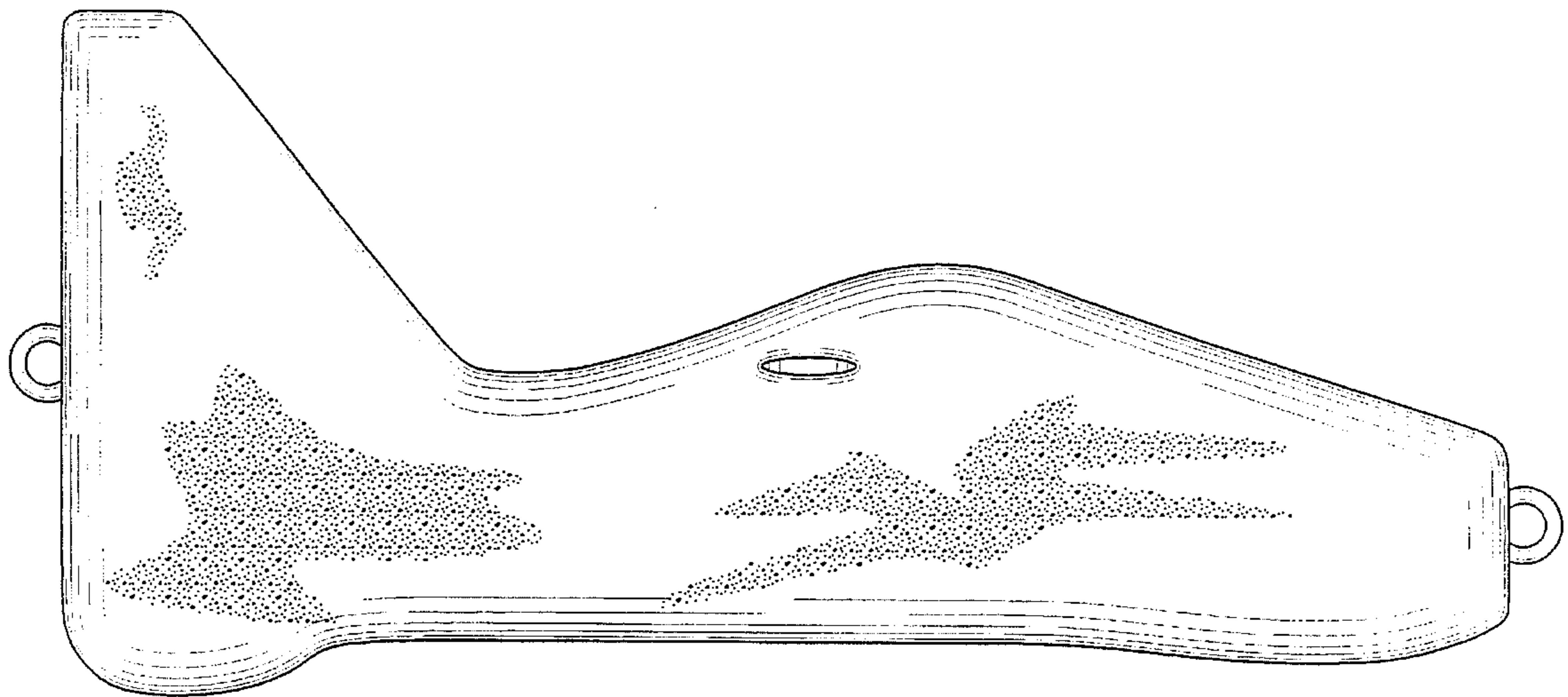


FIG. 2

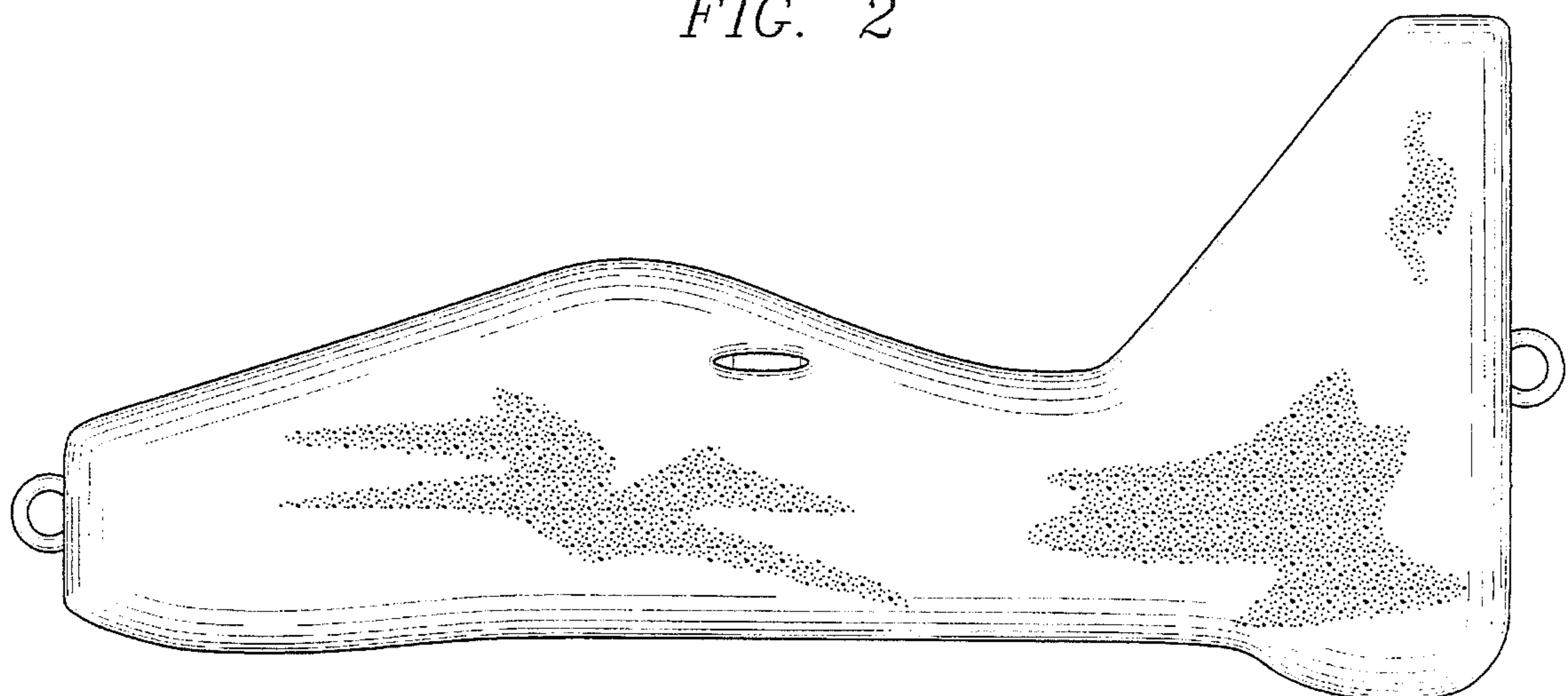


FIG. 3

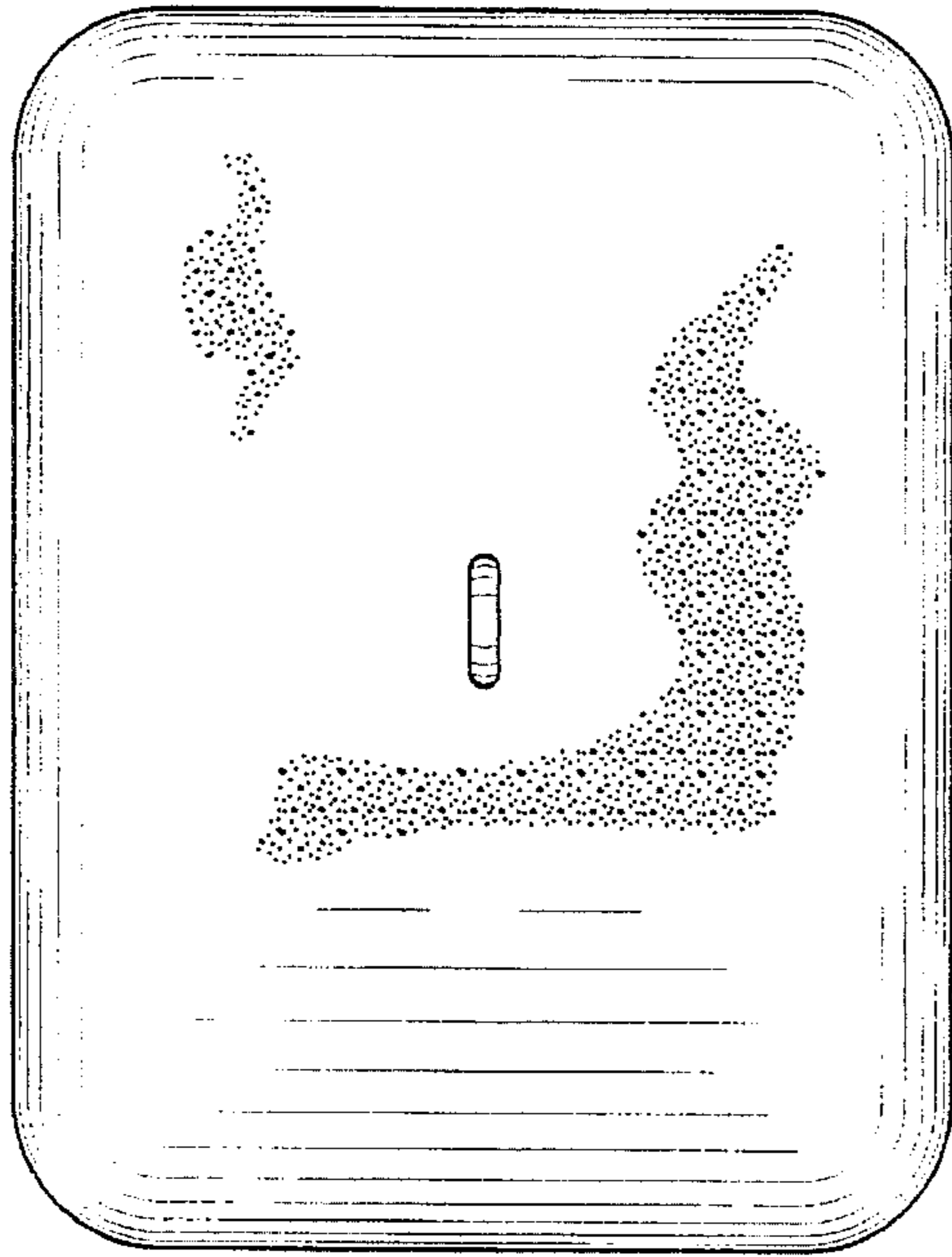


FIG. 4

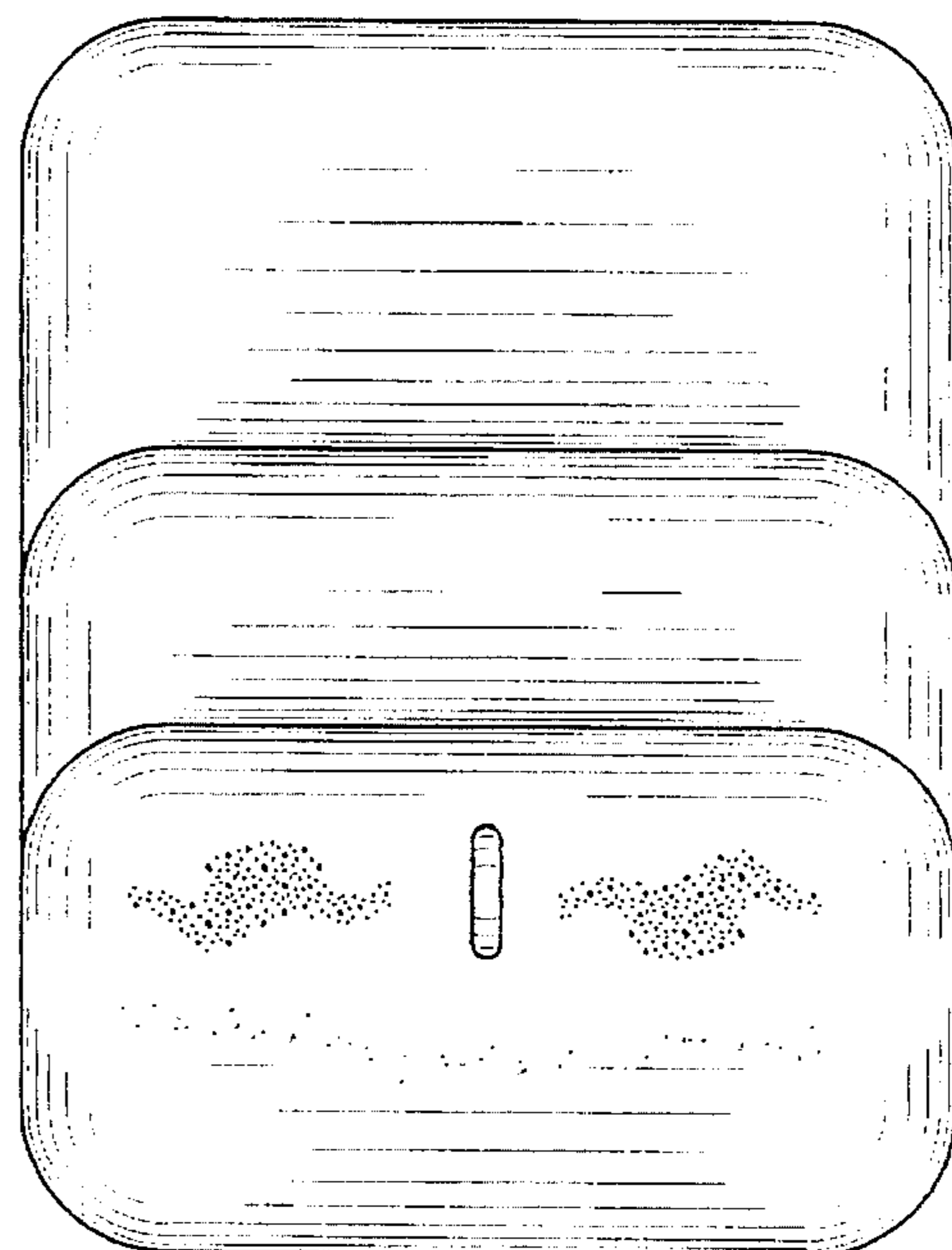


FIG. 5

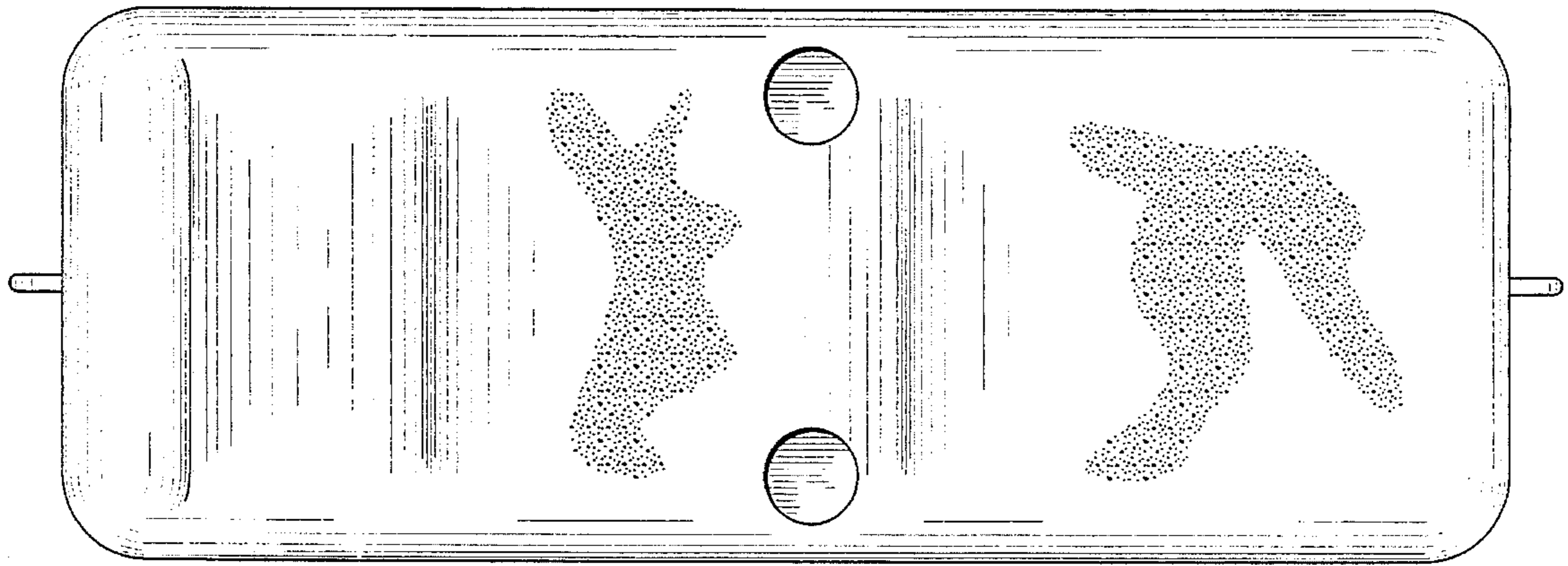


FIG. 6

