



US00D363811S

**United States Patent** [19]

[11] **Patent Number: Des. 363,811**

**Burrow**

[45] **Date of Patent: \*\*Nov. 7, 1995**

[54] **ARCHERY COVERALL**

[76] Inventor: **Rodney D. Burrow**, 4800 Faytettville Hwy., Pulaski, Tenn. 38478

[\*\*] Term: **14 Years**

[21] Appl. No.: **28,850**

[22] Filed: **Sep. 23, 1994**

[52] U.S. Cl. .... **D2/743; D2/742; D2/746; D2/830; D2/860**

[58] Field of Search ..... **D2/713, 714, 715, D2/716, 739, 743, 745, 746, 751, 830, 844, 860, 2.12, 2.14, 76, 78.1, 79, 94, 205, 900; D5/62**

2,967,305	1/1961	White et al. ....	2/2.14
3,034,131	5/1962	Lent .....	2/2.14
3,139,622	7/1964	Schuller .....	2/2.12
3,284,805	11/1966	Seeler .....	D2/739
3,422,458	1/1969	Scheuller .....	2/2.14
4,667,344	5/1987	Cooper, III .....	2/79
4,718,122	1/1988	Steverson .....	2/900
4,792,471	12/1988	Lee .....	2/94
5,010,589	4/1991	Hamilton .....	2/94
5,159,718	11/1992	Moyer .....	2/94

*Primary Examiner*—Celia Murphy

[57] **CLAIM**

The ornamental design for a archery coverall, as shown and described.

**DESCRIPTION**

FIG. 1 is a front elevational view of the archery coverall showing my new design;  
FIG. 2 is a rear elevational view thereof;  
FIG. 3 is a left side elevational view thereof;  
FIG. 4 is a right side elevational view thereof;  
FIG. 5 is a top plan view thereof; and,  
FIG. 6 is a bottom plan view thereof.

[56] **References Cited**

**U.S. PATENT DOCUMENTS**

D. 248,896	8/1978	Hasday et al. ....	D2/830
D. 265,775	8/1982	Crumley .....	D2/743
D. 347,517	6/1994	Menke .....	D2/714
D. 351,271	10/1994	Fields .....	D2/746
D. 353,254	12/1994	Welch .....	D2/742
D. 357,111	4/1995	Carter .....	D2/844
2,664,570	1/1954	Artzt .....	D2/714

**1 Claim, 4 Drawing Sheets**

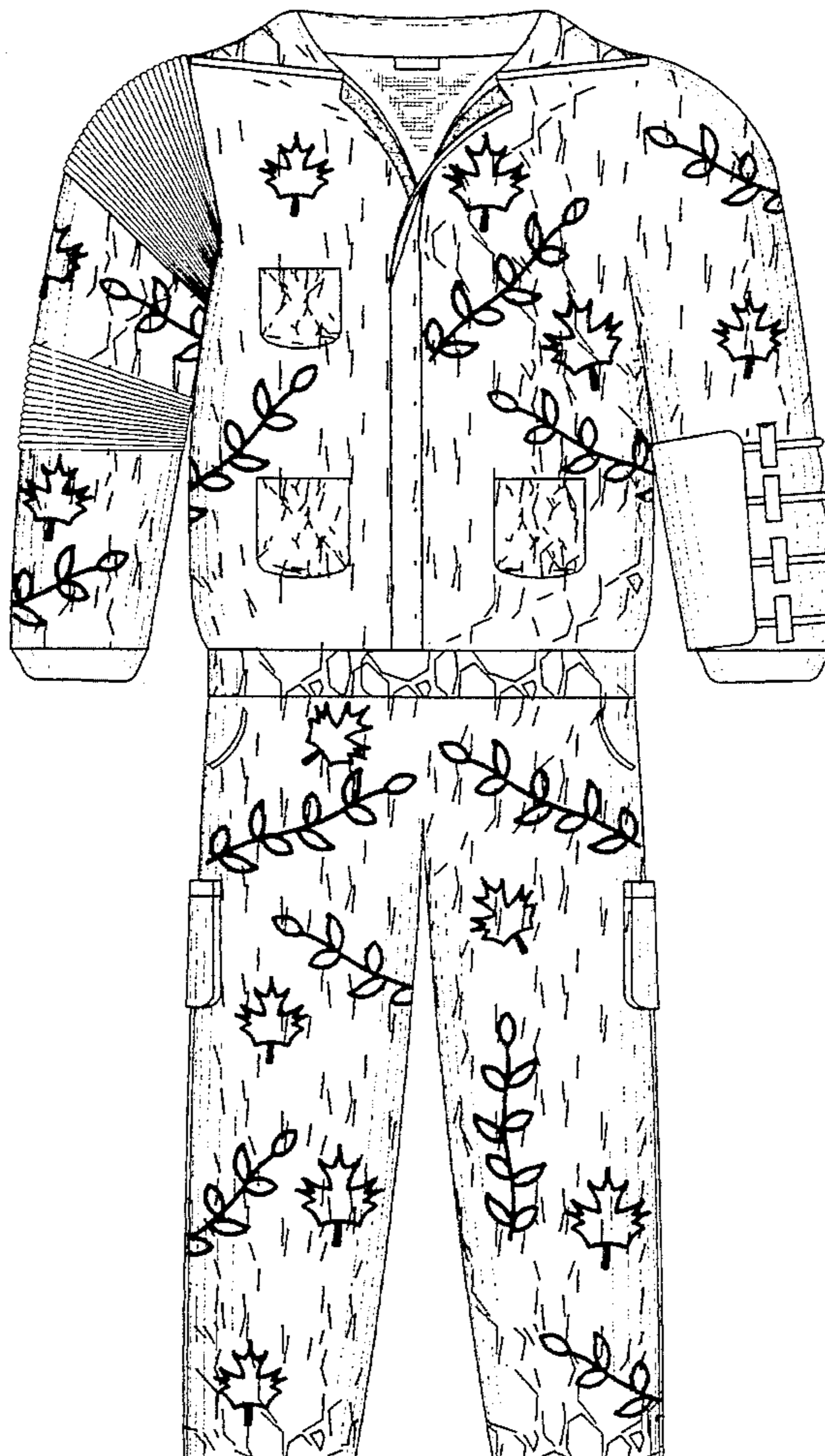


FIG. 1

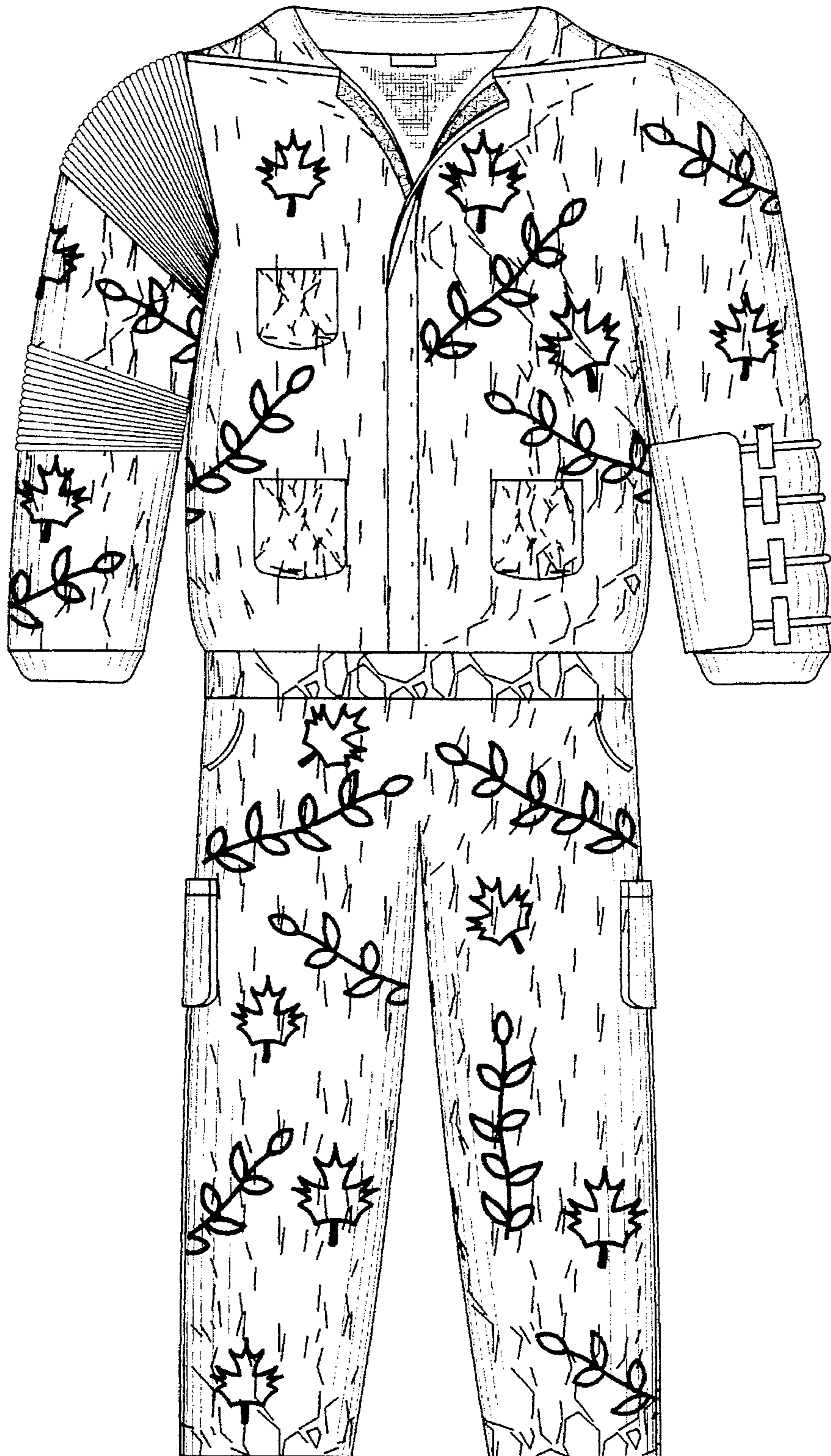




FIG. 2




FIG. 3




FIG. 4

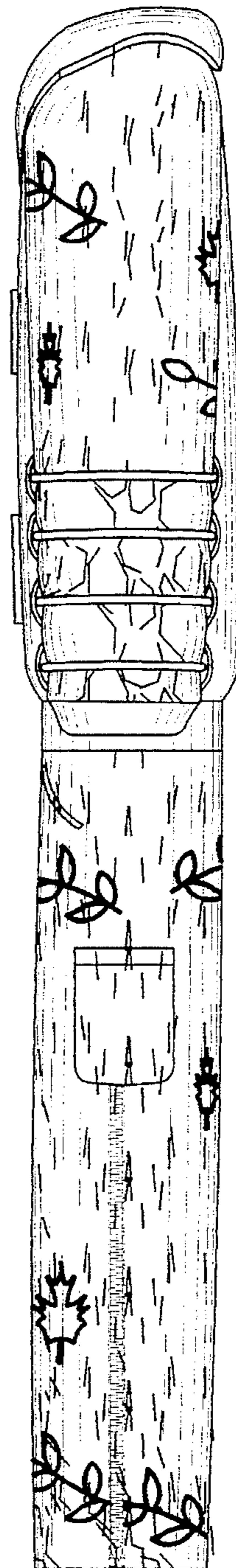


FIG. 5

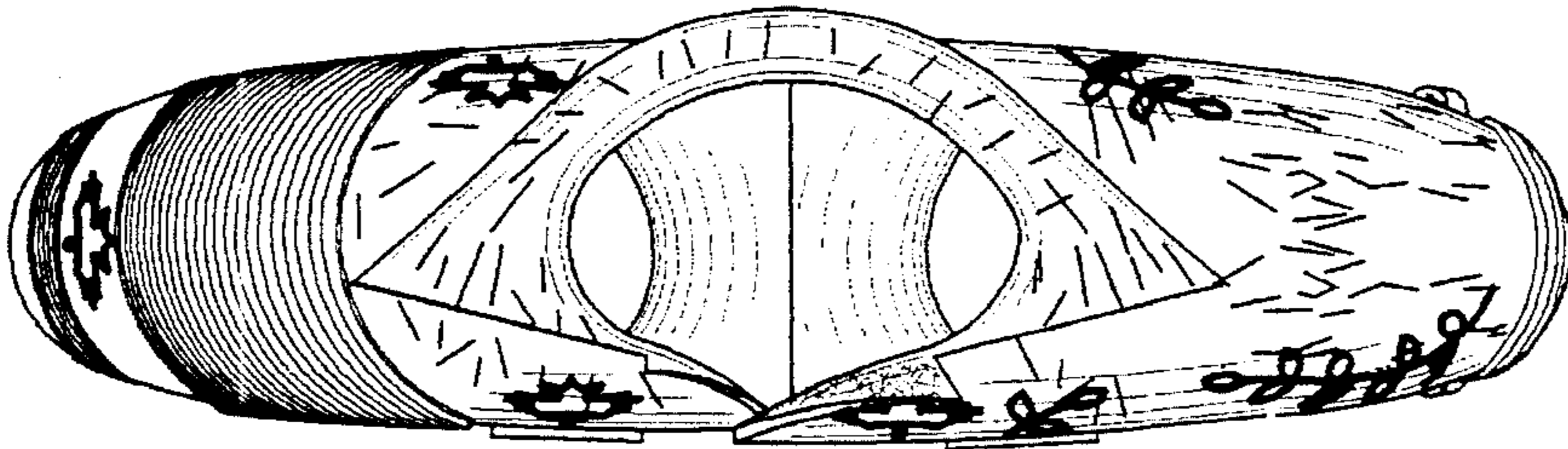


FIG. 6

