



US00D363801S

United States Patent [19] Nauseda

[11] Patent Number: Des. 363,801
[45] Date of Patent: **Oct. 31, 1995

[54] BORDER EDGE

[75] Inventor: Lavergne Nauseda, Antioch, Ill.

[73] Assignee: Filtertek, Inc., Hebron, Ill.

[**] Term: 14 Years

[21] Appl. No.: 12,078

[22] Filed: Aug. 23, 1993

[52] U.S. Cl. D25/164

[58] Field of Search D25/119, 164,
D25/138, 38-42; 47/33; 256/19, 59, 22,
21, 73, 60; D6/505, 508, 370

[56] References Cited

U.S. PATENT DOCUMENTS

D. 133,108	7/1942	Shubert .	
D. 276,494	11/1984	Novak et al. .	
D. 295,927	5/1988	Hickey	D6/370
444,681	1/1891	Windus .	
2,696,974	12/1954	Gibbs .	
2,746,723	5/1956	Freeman .	
2,918,261	12/1959	Bergeron .	
3,014,700	12/1961	May, Jr.	D25/42
3,559,338	2/1971	Klingberg .	
3,877,140	4/1975	Topolsek .	
3,902,703	9/1975	Bouye .	
4,260,138	4/1981	Freer .	
4,357,000	11/1982	Tisbo et al. .	
4,477,058	10/1984	Lowery .	
4,747,231	5/1988	LeMay et al.	47/33

FOREIGN PATENT DOCUMENTS

12079 of 1898 United Kingdom .

OTHER PUBLICATIONS

Sunset Garden & Patio Building Book © 1960, 1963, USPFO; Lane Book Co.—Calif; p. 84.
American Home Publication dated Aug. 1937, p. 18, bottom center fence illustration.
Old House Journal, Jul./Aug. 1994, p. 40.
Garden, Deck & Landscape Planner, Spring 1994, p. 55.

Primary Examiner—Doris Clark
Attorney, Agent, or Firm—Steven P. Shurtz; Willian Brinks Hofer Gilson & Lione

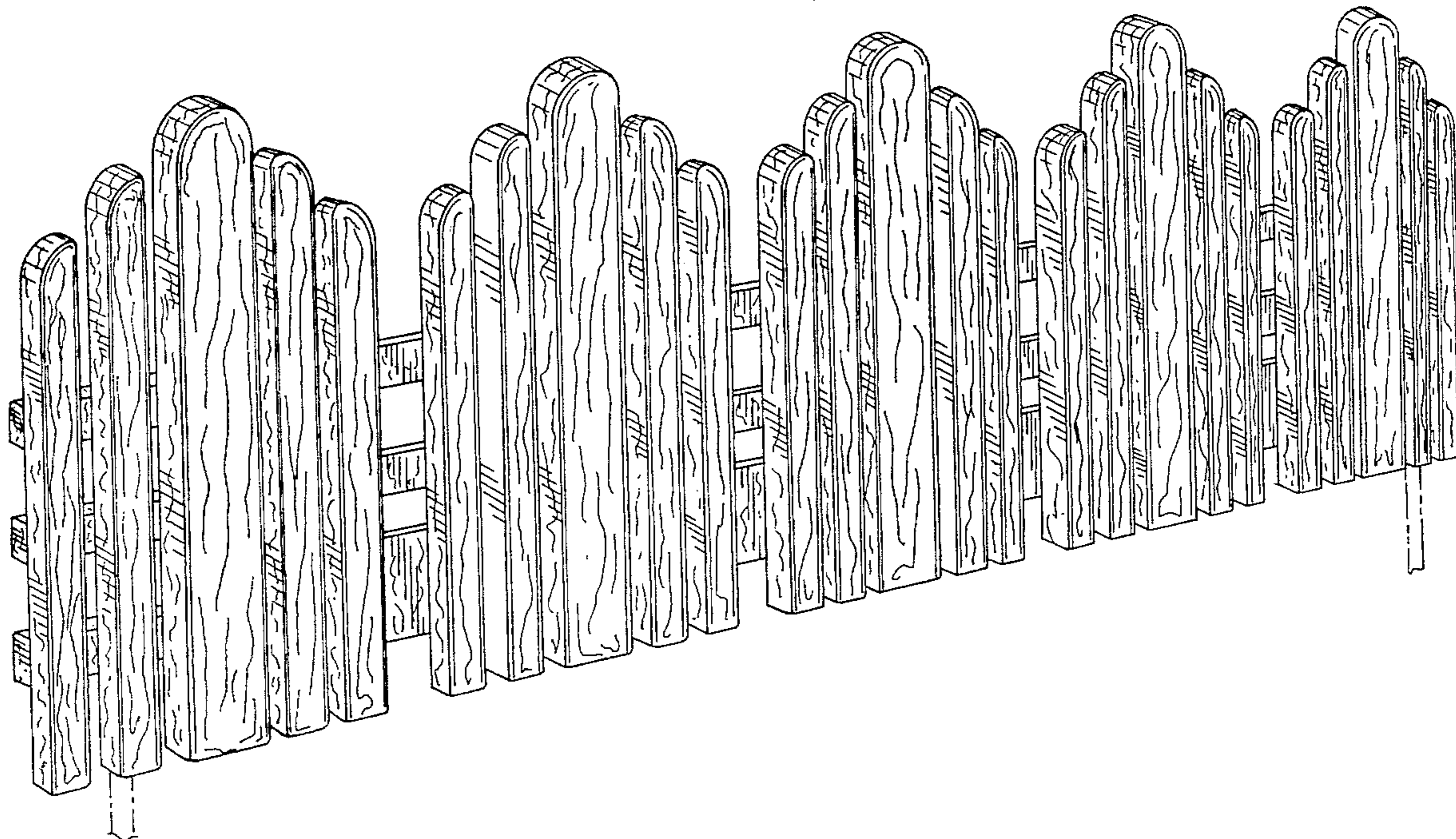
[57] CLAIM

The ornamental design for a border edge, as shown and described.

DESCRIPTION

FIG. 1 is a perspective view of a border edge showing my new design;
FIG. 2 is a front elevational view thereof;
FIG. 3 is a top plan view thereof;
FIG. 4 is a bottom plan view thereof;
FIG. 5 is a side elevational view thereof, with the opposite view being a mirror image; and,
FIG. 6 is a rear elevational view thereof.
The broken line showing of ground pegs is for illustrative purposes only and forms no part of the claimed design.

1 Claim, 3 Drawing Sheets



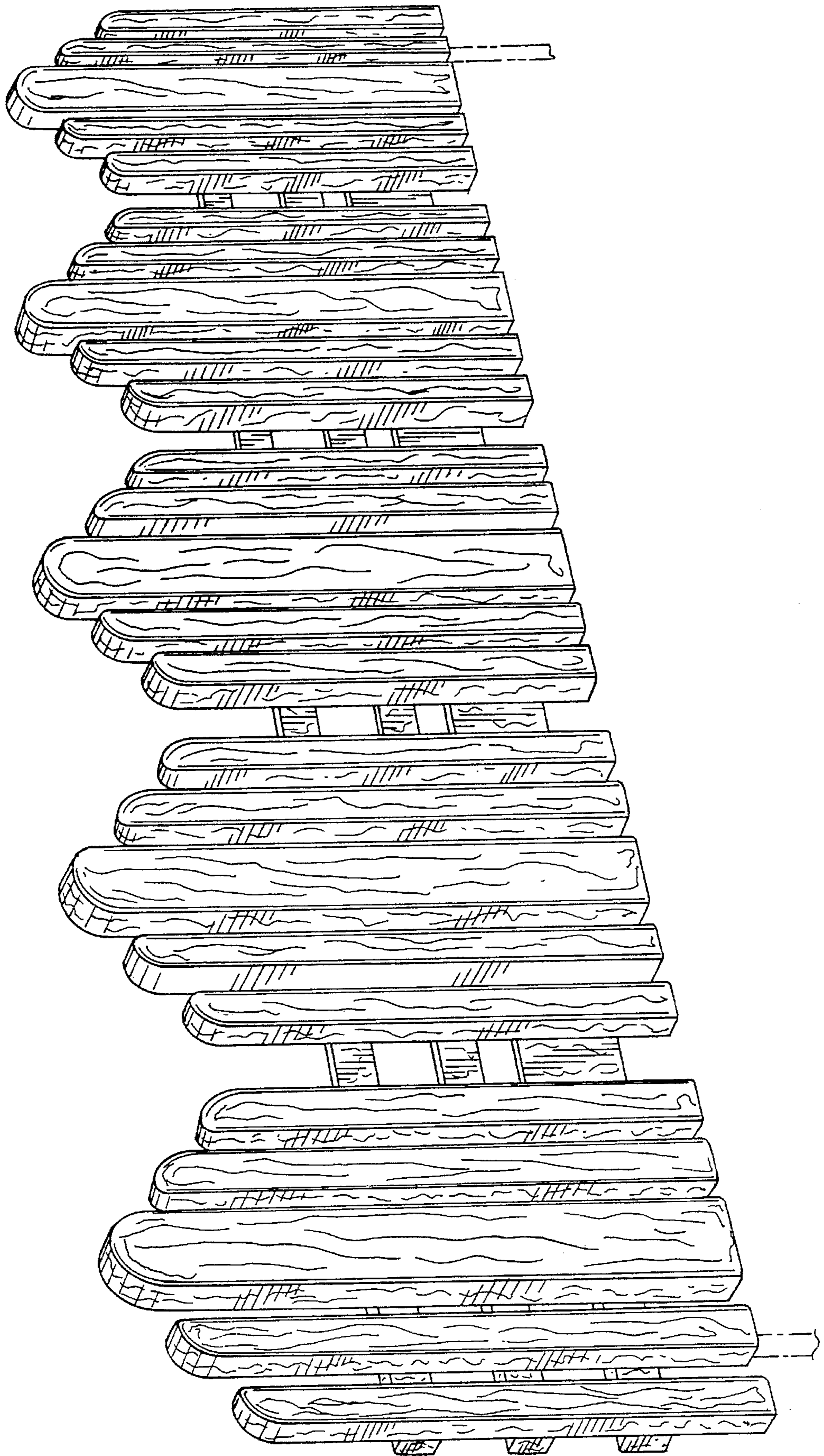


FIG. 1

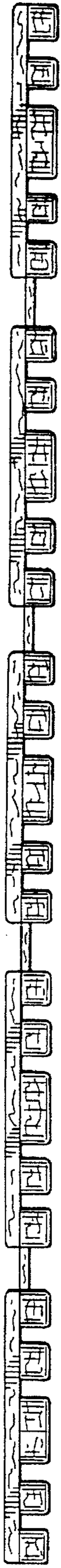


FIG. 3

FIG. 2

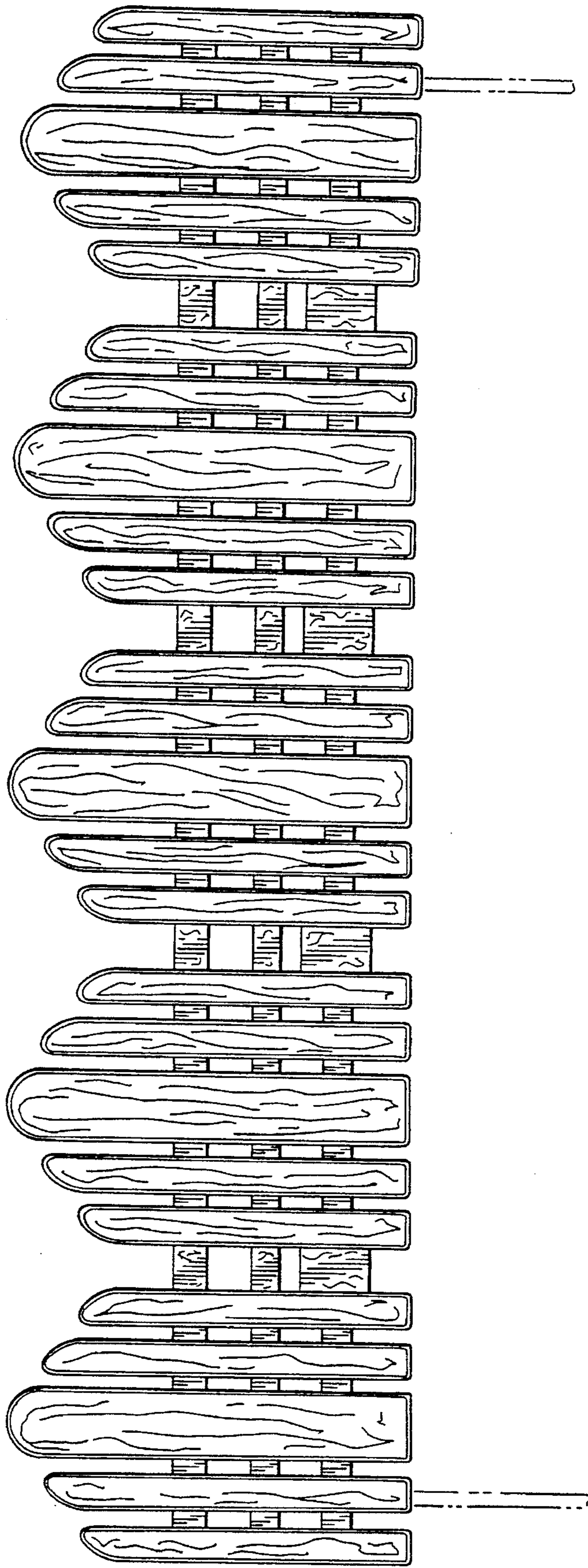


FIG. 4



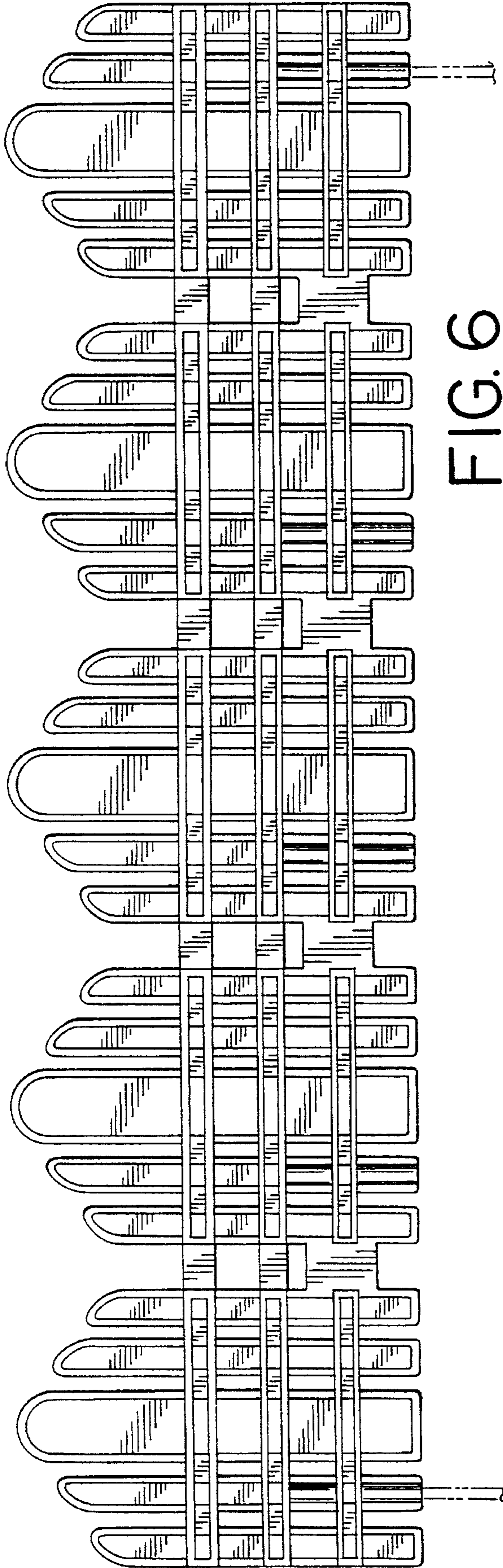


FIG. 6



FIG. 5