



US00D363781S

# United States Patent [19] Dunn

[11] Patent Number: **Des. 363,781**  
[45] Date of Patent: **\*\*Oct. 31, 1995**

[54] **BABY BOTTLE**  
[75] Inventor: **Steven B. Dunn**, Beverly Hills, Calif.  
[73] Assignee: **Munchkin Bottling, Inc.**, Van Nuys, Calif.  
[\*\*] Term: **14 Years**  
[21] Appl. No.: **7,480**  
[22] Filed: **Apr. 23, 1993**  
[52] U.S. Cl. .... **D24/197**  
[58] Field of Search ..... D24/197; 215/11.1, 215/11.2, 11.3, 11.4, 11.5, 11.6

3,416,653	12/1968	Farquhar .....	206/65
3,613,761	10/1971	Moody .....	215/11.6
4,094,406	6/1978	Zietzschmann .....	206/432
4,570,808	2/1986	Campbell et al. ....	215/11 R
4,623,068	11/1986	Brown et al. ....	215/11 R
4,750,630	6/1988	Campbell et al. ....	215/11.1
4,754,887	7/1988	Ou .....	215/11.4
4,778,068	10/1988	Kohus .....	215/11.1
4,784,266	11/1988	Chaussadas .....	206/434
4,961,501	10/1990	Hansmann .....	206/429
5,112,628	5/1992	Conrad .....	426/117
5,156,284	10/1992	Rodriguez .....	215/11.6

*Primary Examiner*—Stella Reid  
*Attorney, Agent, or Firm*—Woodcock Washburn Kurtz Mackiewicz & Norris

[56] **References Cited**

**U.S. PATENT DOCUMENTS**

D. 74,251	1/1928	Bettoll et al. .	
D. 264,993	6/1982	Kestenberg .....	D24/47
D. 286,911	11/1986	Campbell et al. ....	D24/47
D. 301,168	5/1989	Simmons .....	D24/197
D. 307,476	4/1990	Gonzalez et al. ....	D24/47
D. 307,477	4/1990	Gonzalez et al. ....	D24/47
D. 315,409	3/1991	Baarber .....	D24/47
2,610,755	9/1952	Gits .....	215/11.5
2,736,446	2/1956	Raiche .....	215/11.5
2,737,180	3/1956	Perreault .....	215/11.5
2,864,520	12/1958	Pitavy .....	215/11
3,113,687	12/1963	Butts .....	215/11
3,168,963	2/1965	Wolowicz .....	220/112

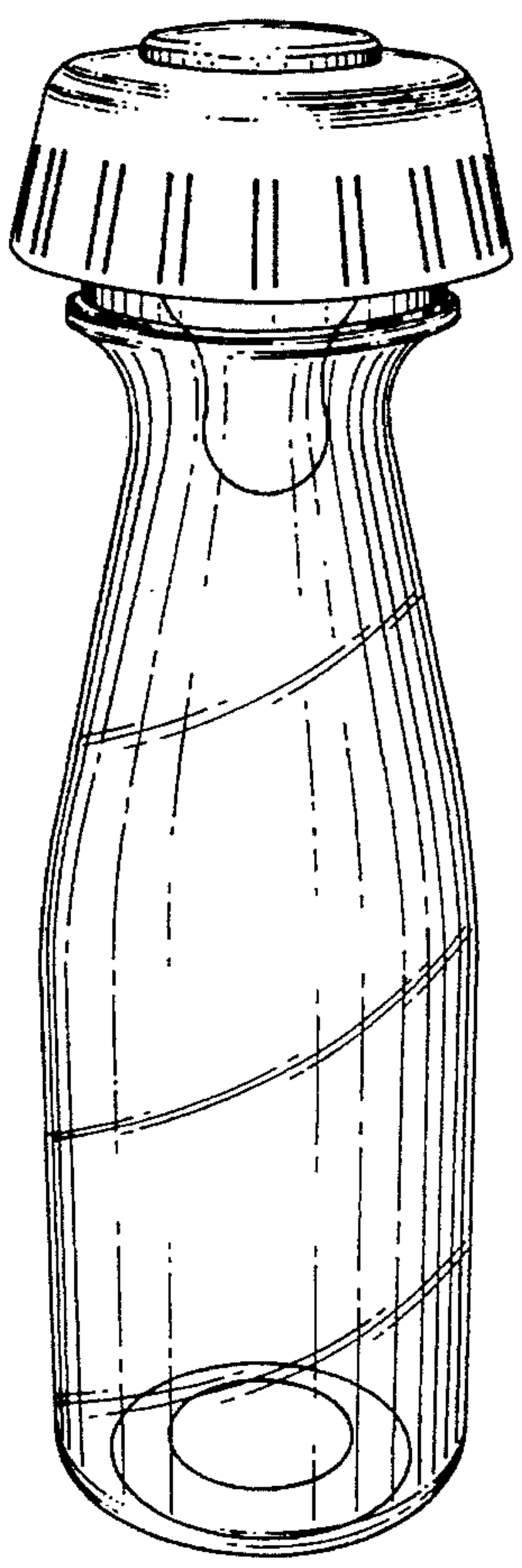
[57] **CLAIM**

The ornamental design for a baby bottle, as shown and described.

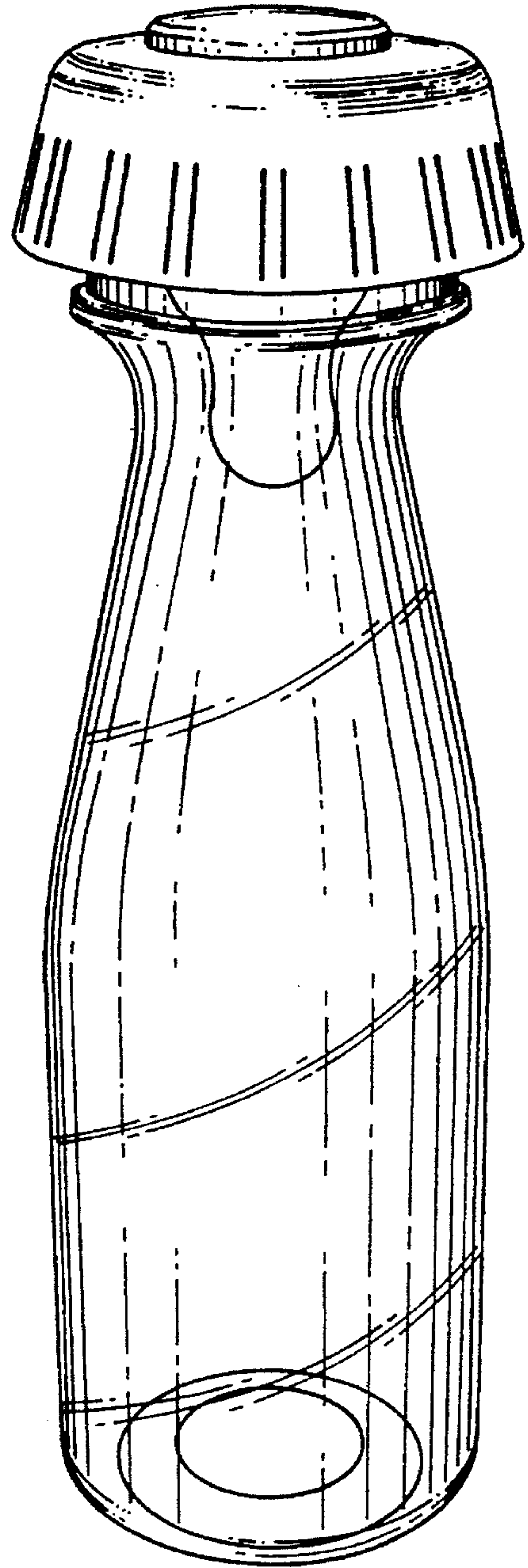
**DESCRIPTION**

FIG. 1 is a perspective view of a baby bottle according to a preferred embodiment of the design;  
FIG. 2 is an elevational view of the embodiment of the design that is depicted in FIG. 1;  
FIG. 3 is a top plan view of the embodiment of the design that is depicted in FIGS. 1 and 2; and,  
FIG. 4 is a bottom plan view of the embodiment of the design that is depicted in FIGS. 1, 2 and 3.

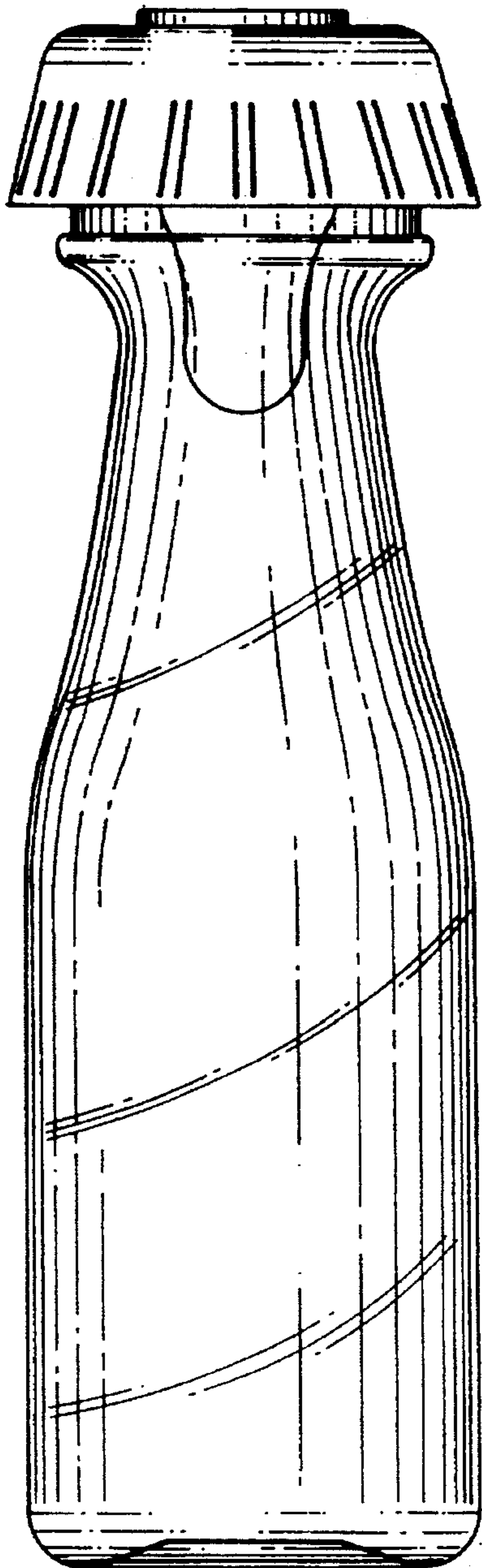
**1 Claim, 2 Drawing Sheets**



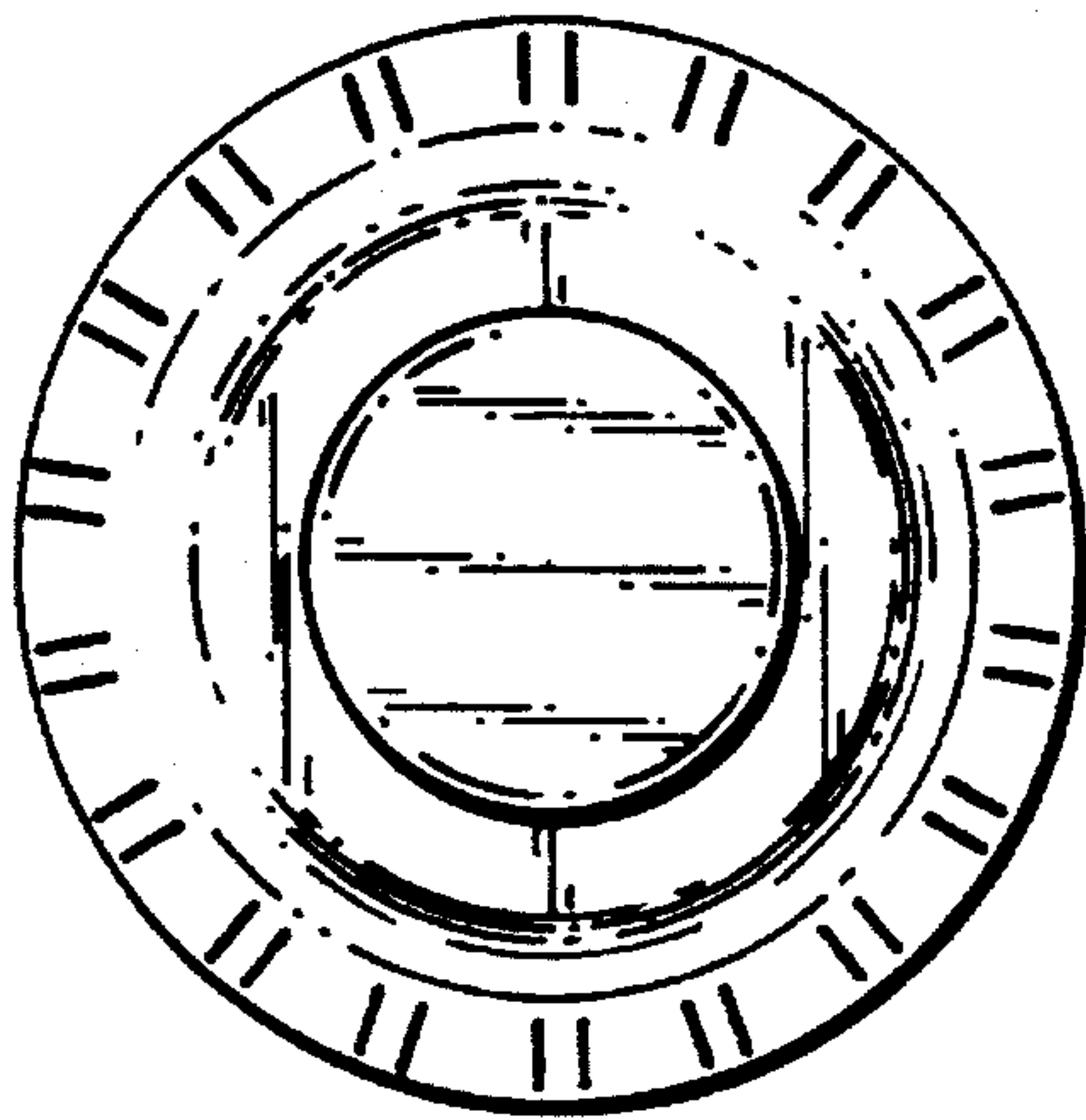
**FIG. 1**



**FIG. 2**



**FIG. 3**



**FIG. 4**

