



US00D363752S

# United States Patent [19]

Shumber et al.

[11] Patent Number: **Des. 363,752**

[45] Date of Patent: **\*\*Oct. 31, 1995**

[54] **AQUATIC BODY CONDITIONING BALL**

[76] Inventors: **Glenda T. Shumber**, 104 Ashley Rd.;  
**Linda T. McConnell**, 172 Wilson  
Mann Rd., both of Crossroads, Ala.  
35763

[\*\*] Term: **14 Years**

[21] Appl. No.: **32,151**

[22] Filed: **Dec. 9, 1994**

[52] U.S. Cl. .... **D21/236; D21/204**

[58] Field of Search ..... **D21/236, 204;**  
**441/88, 66, 78; 472/128, 129; 482/78, 93,**  
**110, 111; 273/138 R, 58 B, 108, 459**

[56] **References Cited**

**U.S. PATENT DOCUMENTS**

D. 241,869 10/1976 Hilprecht ..... D21/204  
777,478 12/1904 Minor ..... 482/93  
859,378 7/1907 Fleischman ..... 273/58 B

2,938,727 5/1960 Nosak ..... 482/78  
3,069,162 12/1962 Samuel ..... 482/110  
3,604,033 9/1971 Lino ..... 441/88  
3,918,717 11/1975 Charves ..... 273/138  
5,139,472 8/1992 Caruthers ..... 482/93

*Primary Examiner*—Kay H. Chin  
*Attorney, Agent, or Firm*—Richard C. Litman

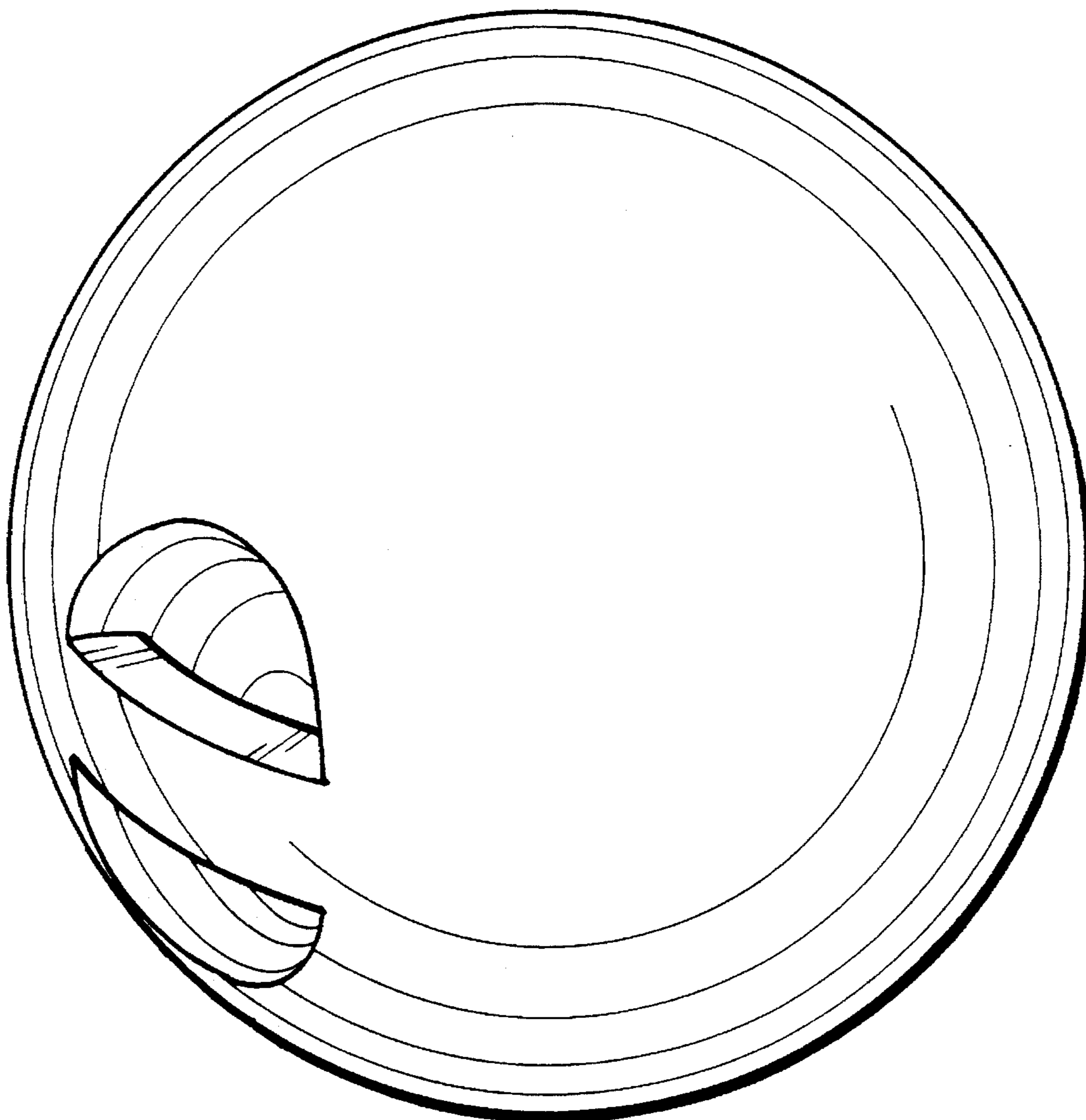
[57] **CLAIM**

The ornamental design for an aquatic body conditioning ball, as shown and described.

**DESCRIPTION**

FIG. 1 is a perspective view of a aquatic body conditioning ball showing my new design;  
FIG. 2 is a front elevational view with the rear being a mirror image thereof; and,  
FIG. 3 is a top view with the bottom being a mirror image thereof.

**1 Claim, 2 Drawing Sheets**



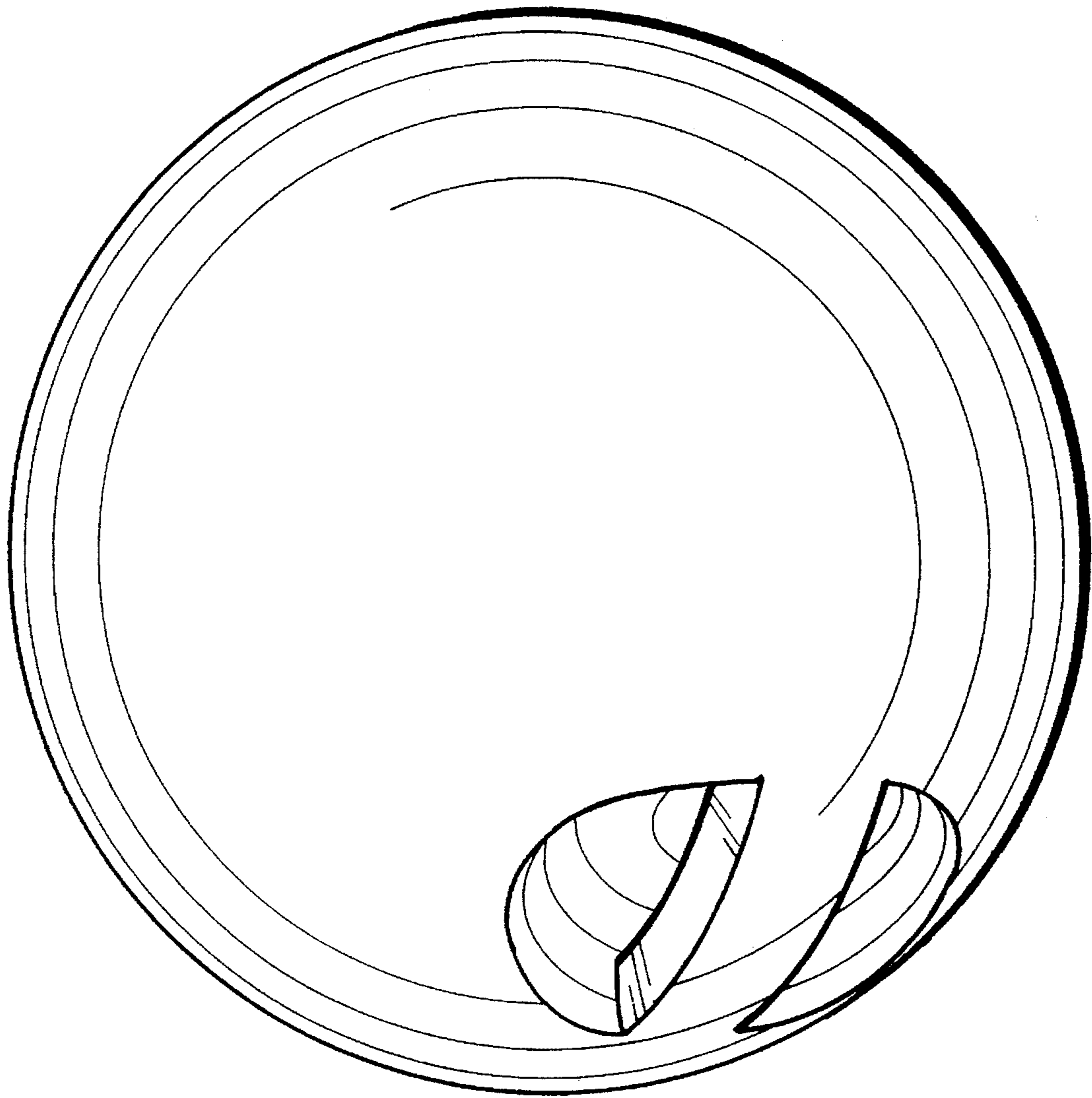


FIG. 1

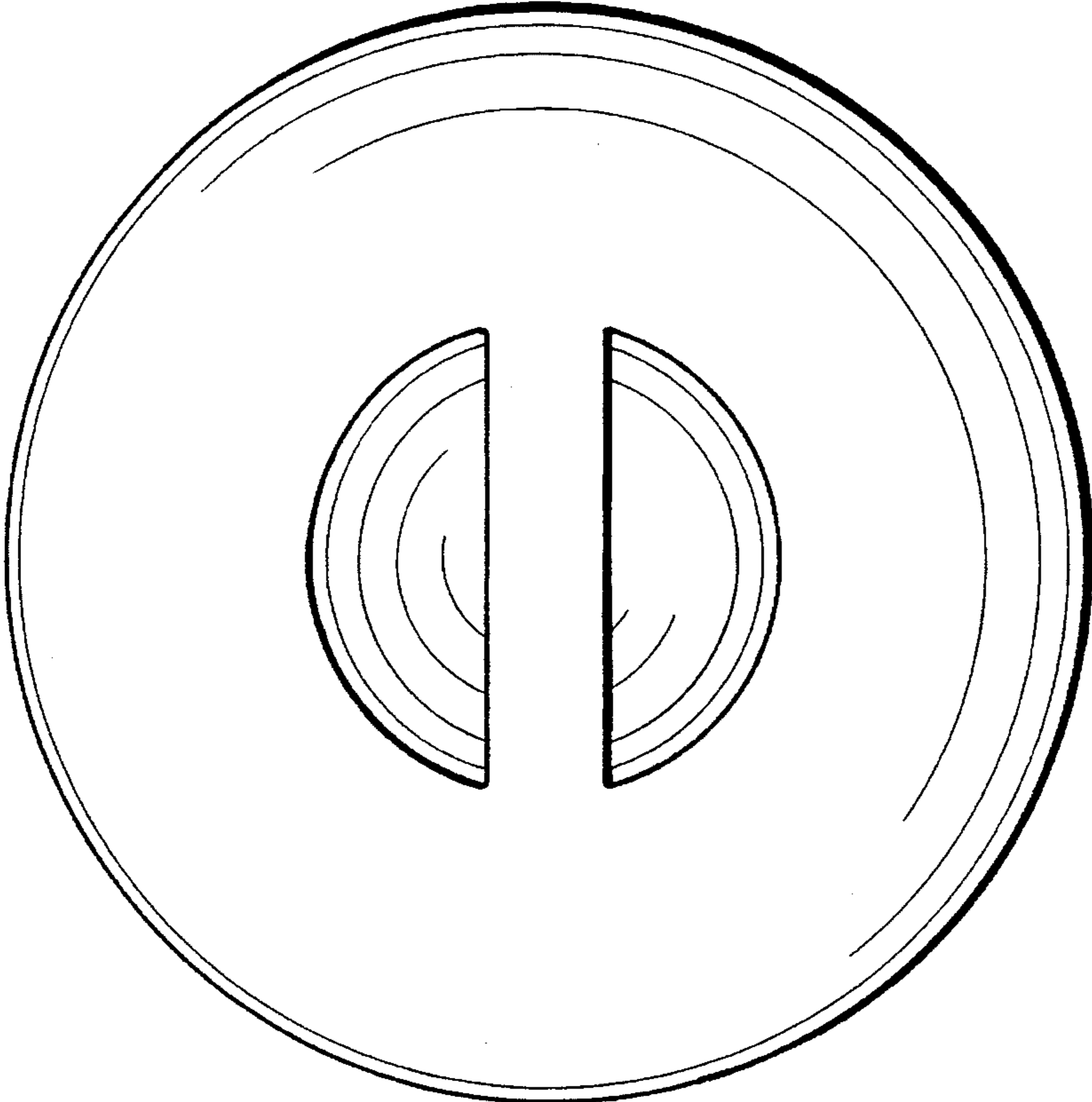


FIG. 3

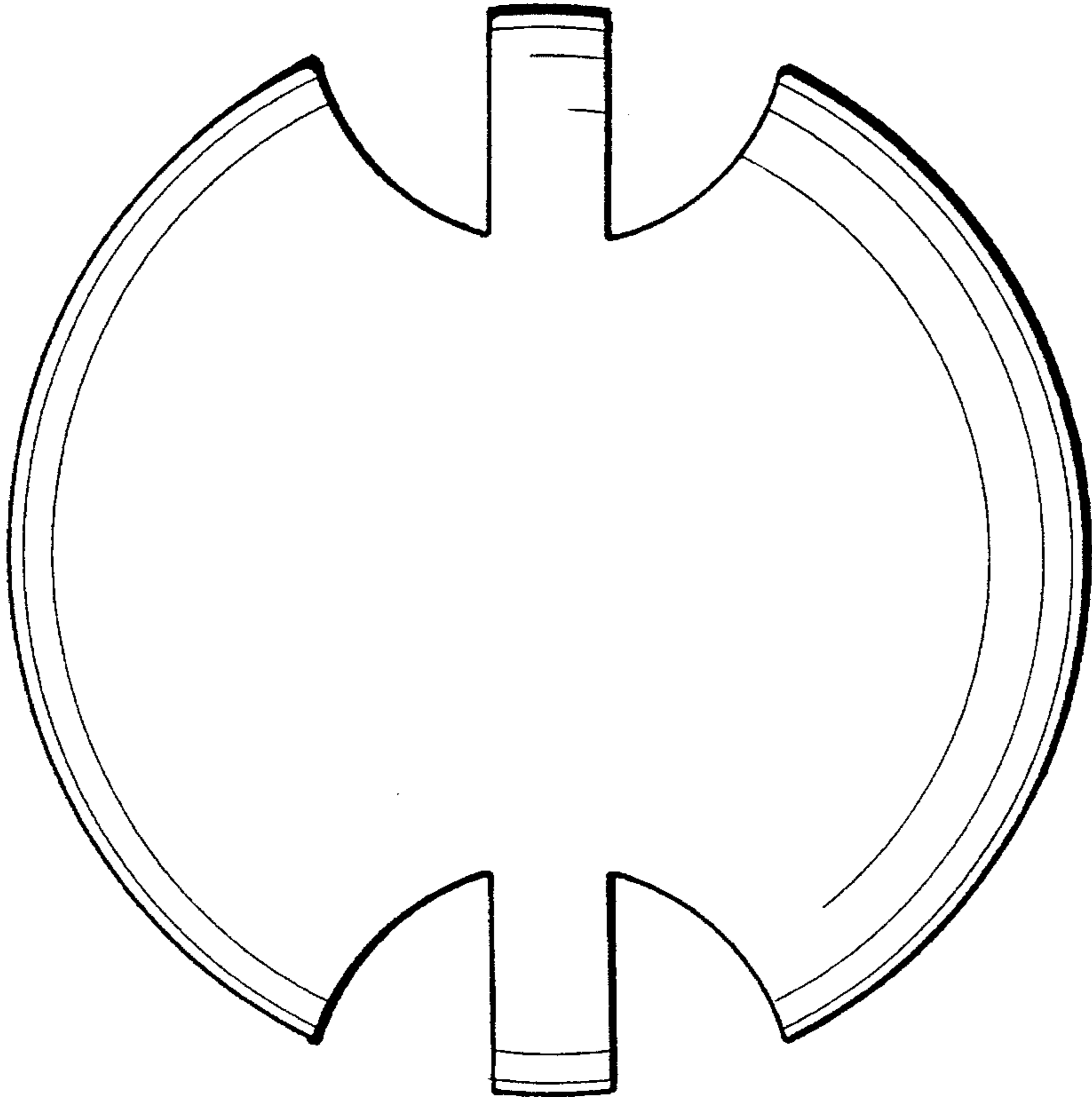


FIG. 2