



US00D363738S

United States Patent [19]

Wong

[11] Patent Number: **Des. 363,738**

[45] Date of Patent: ****Oct. 31, 1995**

[54] PEN

[75] Inventor: **Chiu-Lap Wong**, Kowloon, Hong Kong

[73] Assignee: **Justide Industrial Limited**, Taiwan

[**] Term: **14 Years**

D. 279,993 8/1985 Oka D19/49 X

D. 333,837 3/1993 Peersmann D19/46

D. 341,161 11/1993 Pure et al. D19/42

D. 345,579 3/1994 Yanez, Jr. D19/41 X

Primary Examiner—Martie Thompson
Attorney, Agent, or Firm—Notaro & Michalos

[21] Appl. No.: **34,143**

[22] Filed: **Jan. 25, 1995**

[52] U.S. Cl. **D19/45**; D19/46; D19/51

[58] Field of Search D19/35, 36, 41-51,
 D19/54-58, 81-85; 401/6, 7, 88, 99, 209

[57] CLAIM

The ornamental design for a pen, as shown and described.

DESCRIPTION

FIG. 1 is a perspective view of a pen showing my new design;

FIG. 2 is a front elevational view thereof;

FIG. 3 is a rear elevational view thereof;

FIG. 4 is a left side elevational view thereof;

FIG. 5 is a right side elevational view thereof;

FIG. 6 is a top view thereof; and,

FIG. 7 is a bottom view thereof.

[56] References Cited

U.S. PATENT DOCUMENTS

D. 21,538 5/1892 Crawford D19/45

D. 114,791 5/1939 Lusareta D19/45

D. 173,926 1/1955 Zabilansky D19/50

D. 194,522 2/1963 Allegretti D19/45 X

D. 198,348 6/1964 Fehling et al. D19/51

D. 200,509 3/1965 Fehling et al. D19/51

1 Claim, 5 Drawing Sheets






FIG. 1

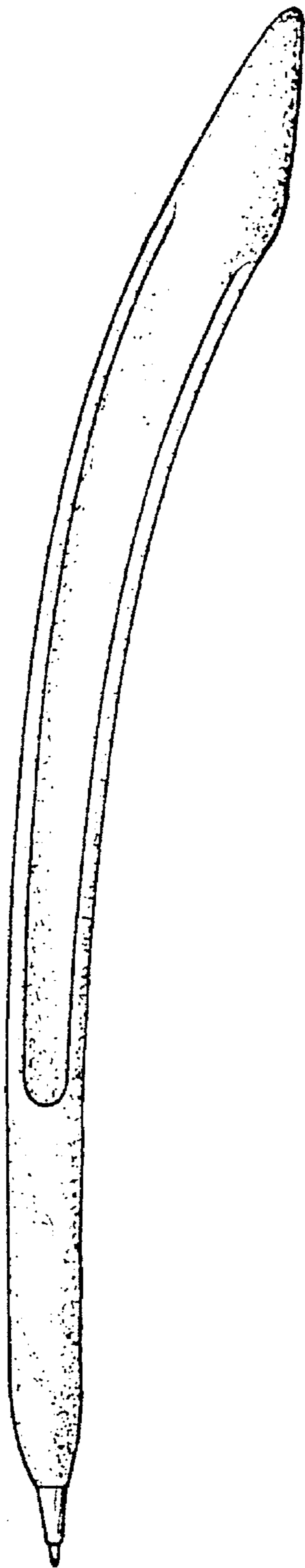


FIG. 2

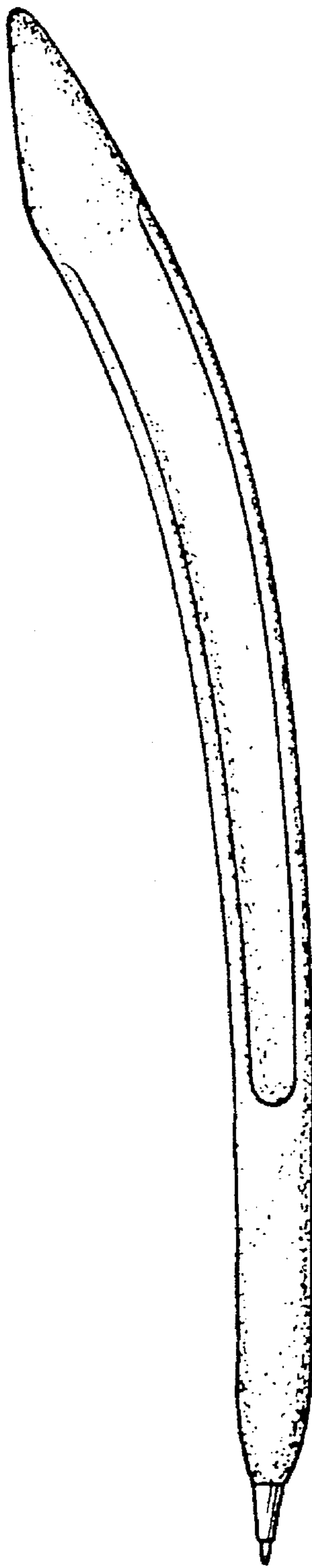


FIG. 3



FIG. 4



FIG. 5




FIG. 6



FIG. 7