



US00D363722S

United States Patent [19]

Aldridge et al.

[11] Patent Number: **Des. 363,722**

[45] Date of Patent: ****Oct. 31, 1995**

[54] **DATA COMMUNICATIONS DEVICE HOUSING**

[75] Inventors: **Timothy W. Aldridge**, Somerville;
Gerald H. Click, Huntsville, both of Ala.

[73] Assignee: **Motorola, Inc.**, Schaumburg, Ill.

[**] Term: **14 Years**

[21] Appl. No.: **28,622**

[22] Filed: **Oct. 5, 1994**

[52] U.S. Cl. **D14/242**; D14/107; D14/240

[58] **Field of Search** D14/100, 107, D14/114, 137, 138, 140, 142, 240, 242, 241, 141, 217; D10/104; D13/107, 108; D21/13, 48; 361/641, 658, 673, 679, 724, 728, 730, 825; 379/419, 420, 428, 440, 441

[56] **References Cited**

U.S. PATENT DOCUMENTS

- D. 282,926 3/1986 Fulton D14/141 X
- D. 293,319 12/1987 Matsuda et al. D14/241

- D. 301,877 6/1989 Greenberg et al. D14/107
- D. 319,439 8/1991 Danielson et al. D14/141
- D. 324,548 3/1992 Ashida D21/13
- D. 337,769 7/1993 Wong et al. D14/217
- D. 346,172 4/1994 Fields et al. D14/114 X
- D. 346,606 5/1994 Harris et al. D14/107 X
- D. 351,381 10/1994 Reardon et al. D14/217 X
- D. 351,601 10/1994 Rak D14/107 X
- D. 353,372 12/1994 Delhaes D13/108 X

Primary Examiner—Jeffrey Asch
Attorney, Agent, or Firm—Nancy R. Gamburd

[57] **CLAIM**


The ornamental design for the data communications device housing, as shown and described.

DESCRIPTION

FIG. 1 is a top, left perspective view; FIG. 2 is a right elevation view; FIG. 3 is a rear elevation view; and, FIG. 4 is a bottom plan view.

The broken line showings of FIGS. 1, 3 and 4 are for illustrative purposes only and form no part of the claimed design.

1 Claim, 2 Drawing Sheets



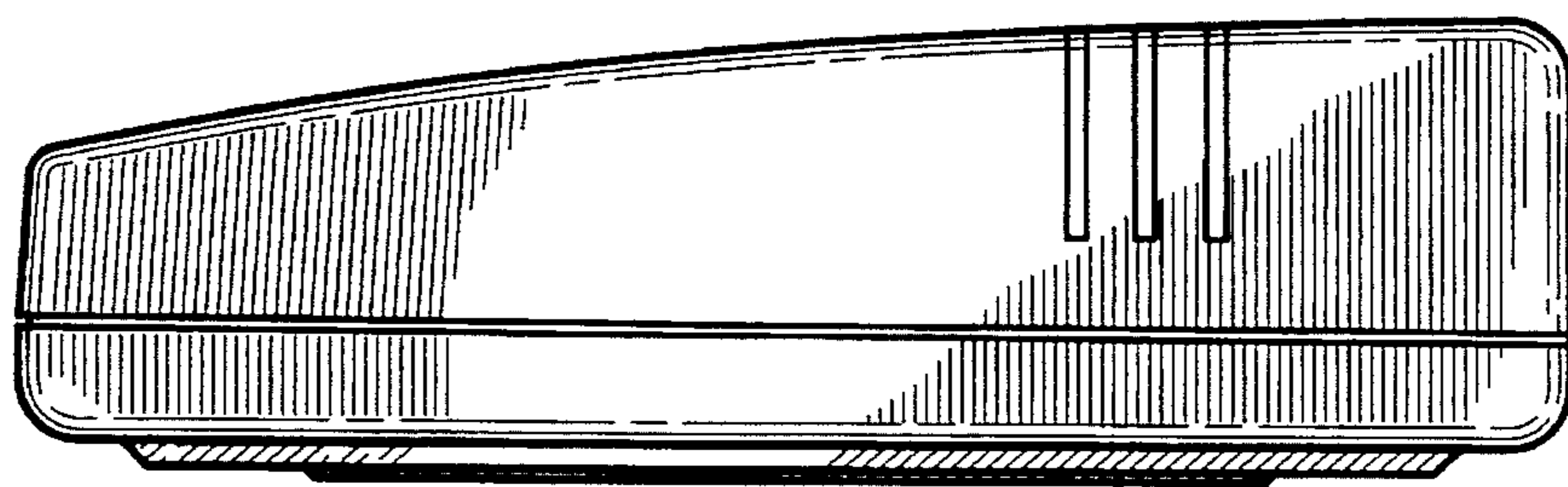
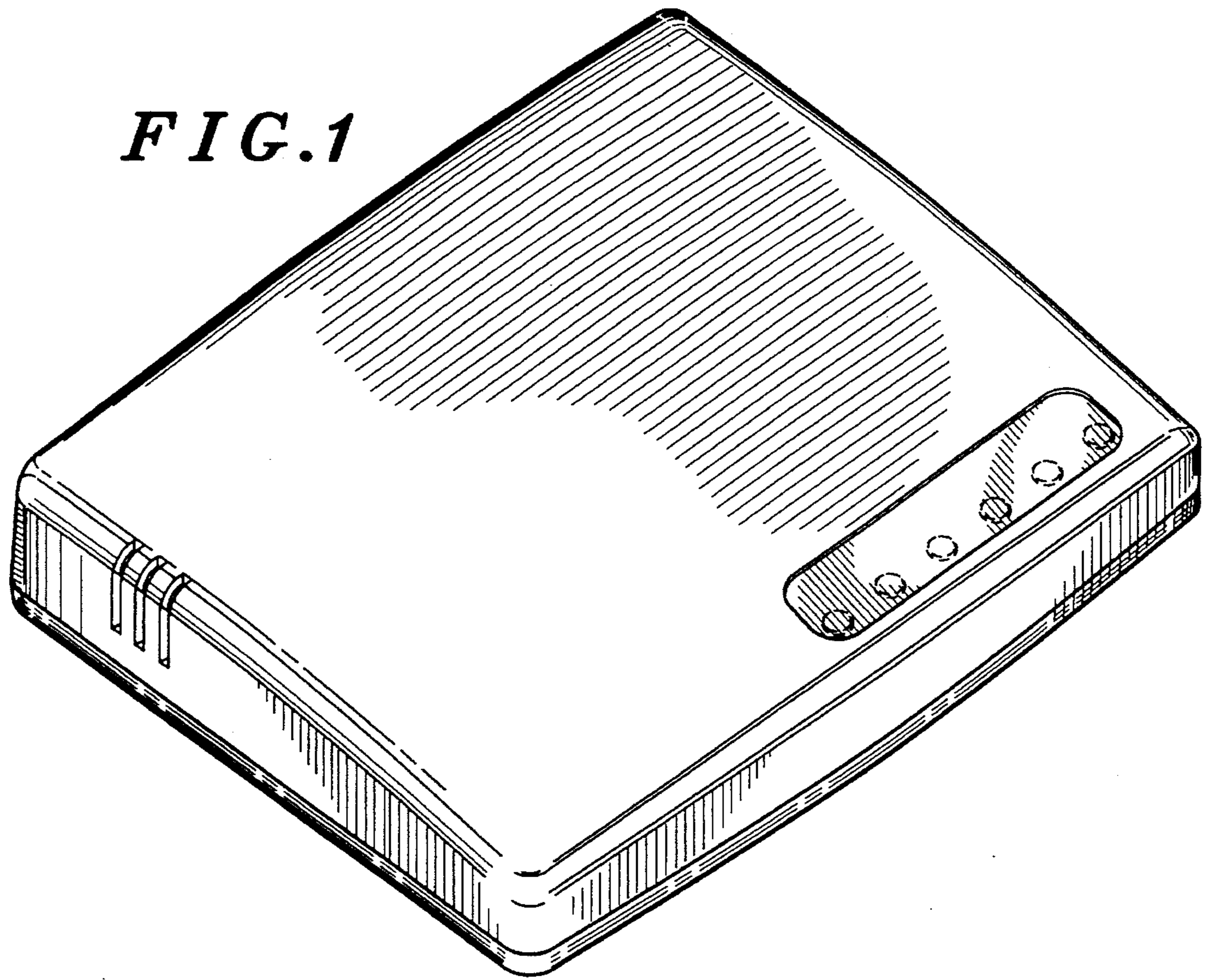


FIG. 2

FIG. 3

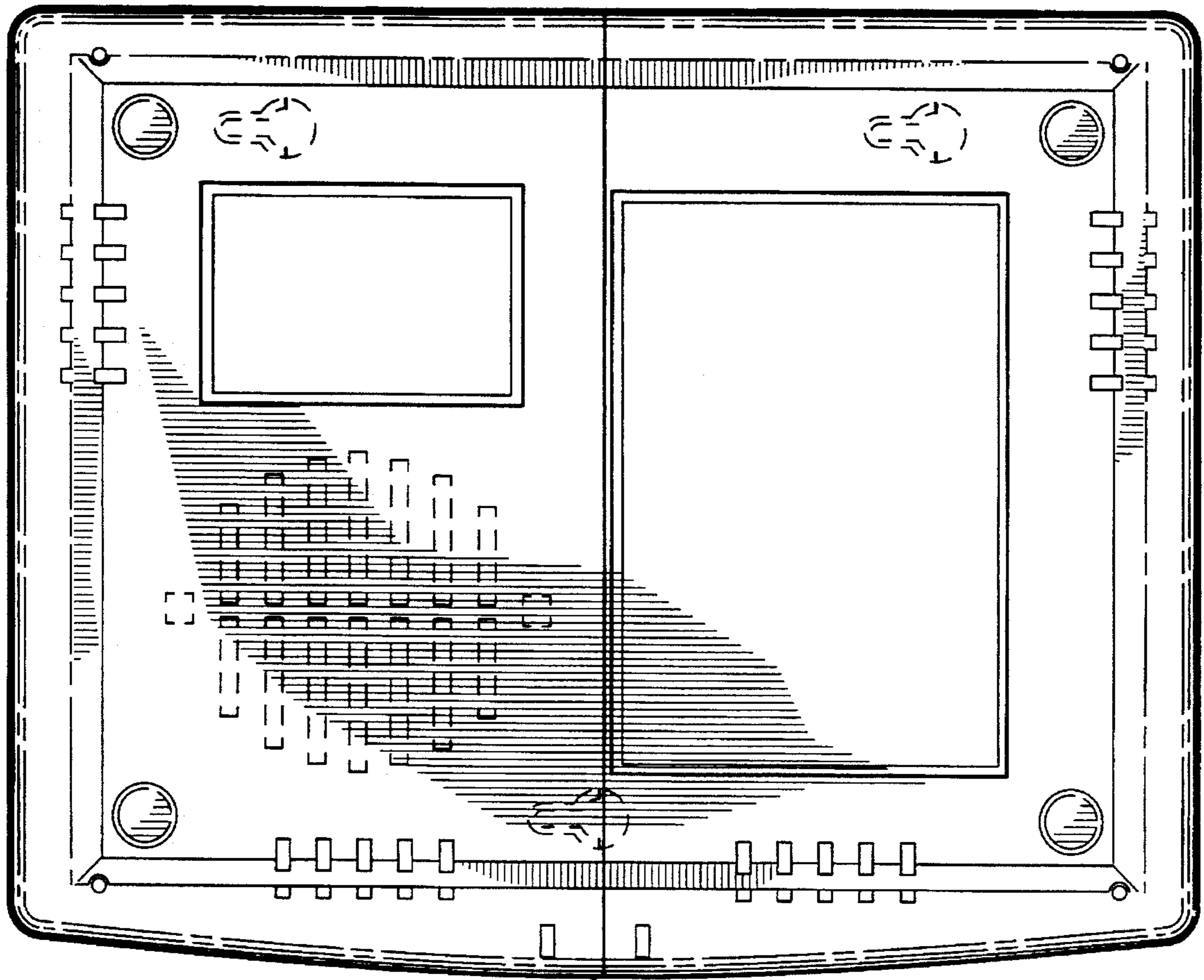
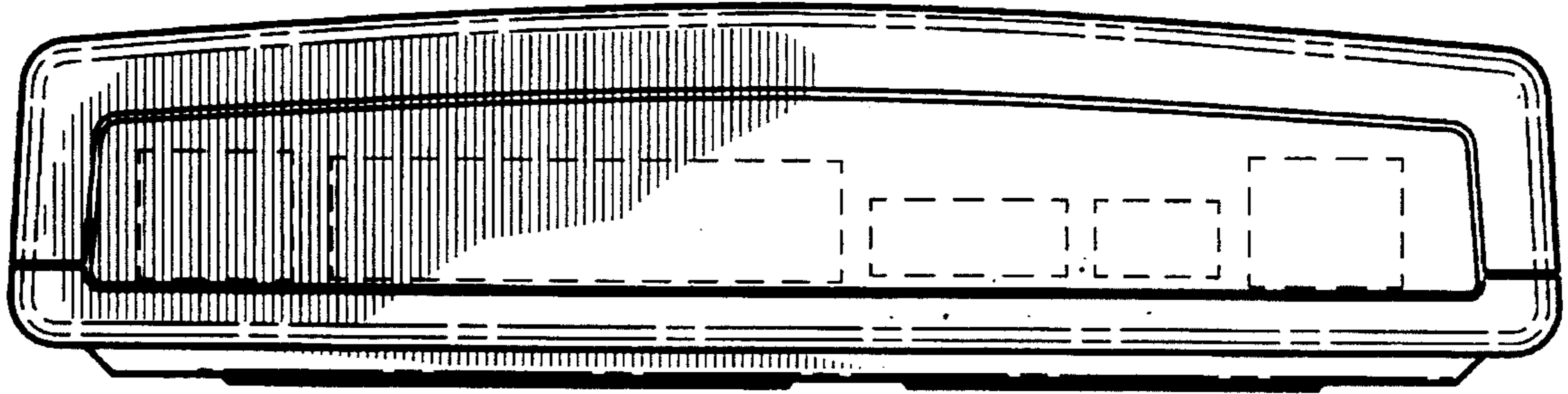


FIG. 4