



US00D363703S

# United States Patent [19]

Ray et al.

[11] Patent Number: **Des. 363,703**

[45] Date of Patent: **\*\*Oct. 31, 1995**

[54] **TOP, SIDES AND FRONT PORTIONS OF A COMPUTER HOUSING**

D. 303,791 10/1989 Peart et al. .... D14/100  
D. 350,117 8/1994 Lim ..... D14/100

[75] Inventors: **Brian J. Ray**, San Jose; **David J. Wilhelm**, Los Gatos; **Michael J. Nuttall**, Portola Valley, all of Calif.

*Primary Examiner*—Freda Nunn  
*Attorney, Agent, or Firm*—Sterne, Kessler, Goldstein & Fox

[73] Assignee: **Silicon Graphics, Inc.**, Mountain View, Calif.

## [57] CLAIM

[\*\*] Term: **14 Years**

The ornamental design for the top sides and front portions of a computer housing, as shown and described.

[21] Appl. No.: **15,504**

## DESCRIPTION

[22] Filed: **Nov. 18, 1993**

[52] U.S. Cl. .... **D14/100**

[58] **Field of Search** ..... D14/100, 102, D14/107-109; D13/162, 184, 199; 312/208.1, 223.2, 223.3, 194; 360/97.01, 97.04, 98.01, 99.01, 99.12; 361/600, 622, 724-728

FIG. 1 is a front elevational view of the top, sides and front portions of a computer housing showing our new design;

FIG. 2 is a left side elevational view thereof;

FIG. 3 is a right side elevational view thereof; and,

FIG. 4 is a top plan view thereof.

## [56] References Cited

### U.S. PATENT DOCUMENTS

D. 296,554 7/1988 Shiozawa et al. .... D14/109

**1 Claim, 2 Drawing Sheets**





FIG. 1

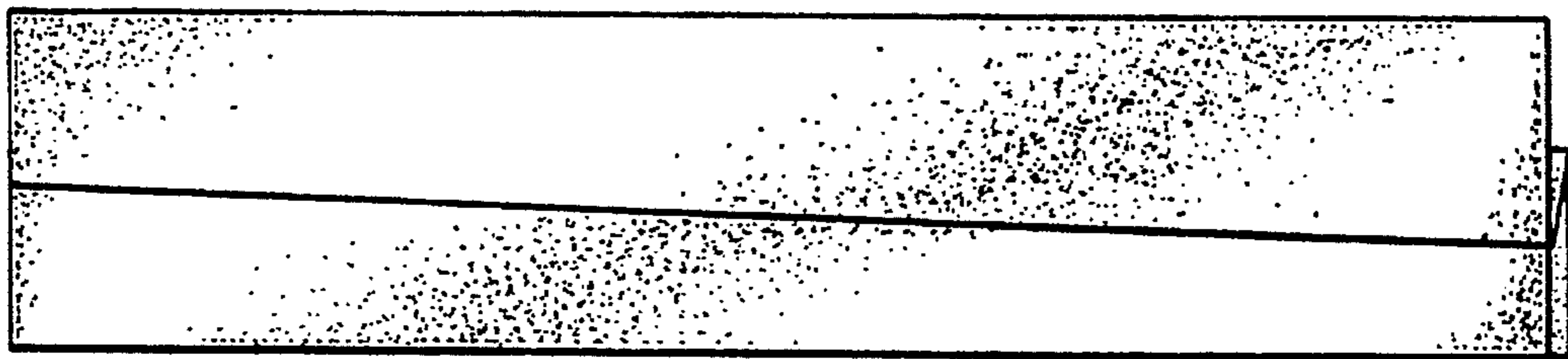


FIG. 2




FIG. 3




FIG. 4