



US00D363694S

United States Patent [19]

Birgel

[11] Patent Number: **Des. 363,694**

[45] Date of Patent: ****Oct. 31, 1995**

[54] **DOUBLE CONVEX MIRROR TO ASSIST IN COUPLING A TRAILER TO A TOW VEHICLE AND LOADING BOAT ON TRAILER**

[76] Inventor: **William Birgel**, 43 Red Bud La., Hamilton, Ohio 45013-4921

[**] Term: **14 Years**

[21] Appl. No.: **24,583**

[22] Filed: **Jun. 16, 1994**

[52] U.S. Cl. **D12/189; D10/111**

[58] Field of Search D12/187, 188, D12/189; 248/205.3, 467; D10/109, 111; 350/616, 631, 632, 634, 636

[56] **References Cited**

U.S. PATENT DOCUMENTS

D. 259,716	6/1981	Watanabe	D12/189
D. 276,223	11/1984	Kallmyer	D12/189
D. 306,277	2/1990	Wilson	D12/189
1,114,559	10/1914	Weed	D12/189

2,413,894 1/1947 Sorensen D12/189

Primary Examiner—A. Hugo Word
Assistant Examiner—Marcus Jackson
Attorney, Agent, or Firm—H. Jay Spiegel

[57] **CLAIM**

The ornamental design for a double convex mirror to assist in coupling a trailer to a tow vehicle and loading boat on trailer, as shown and described.

DESCRIPTION

FIG. 1 is a side elevational view of a double convex mirror to assist in coupling a trailer to a tow vehicle and loading boat on trailer showing my new design, with the broken line showing for illustrative purposes only and forming no part of the claimed design;

FIG. 2 is an opposite side elevational view thereof;

FIG. 3 is an end elevational view thereof, wherein the opposite end is a mirror image;

FIG. 4 is a rear elevational view thereof; and,

FIG. 5 is a front elevational view thereof.

1 Claim, 1 Drawing Sheet

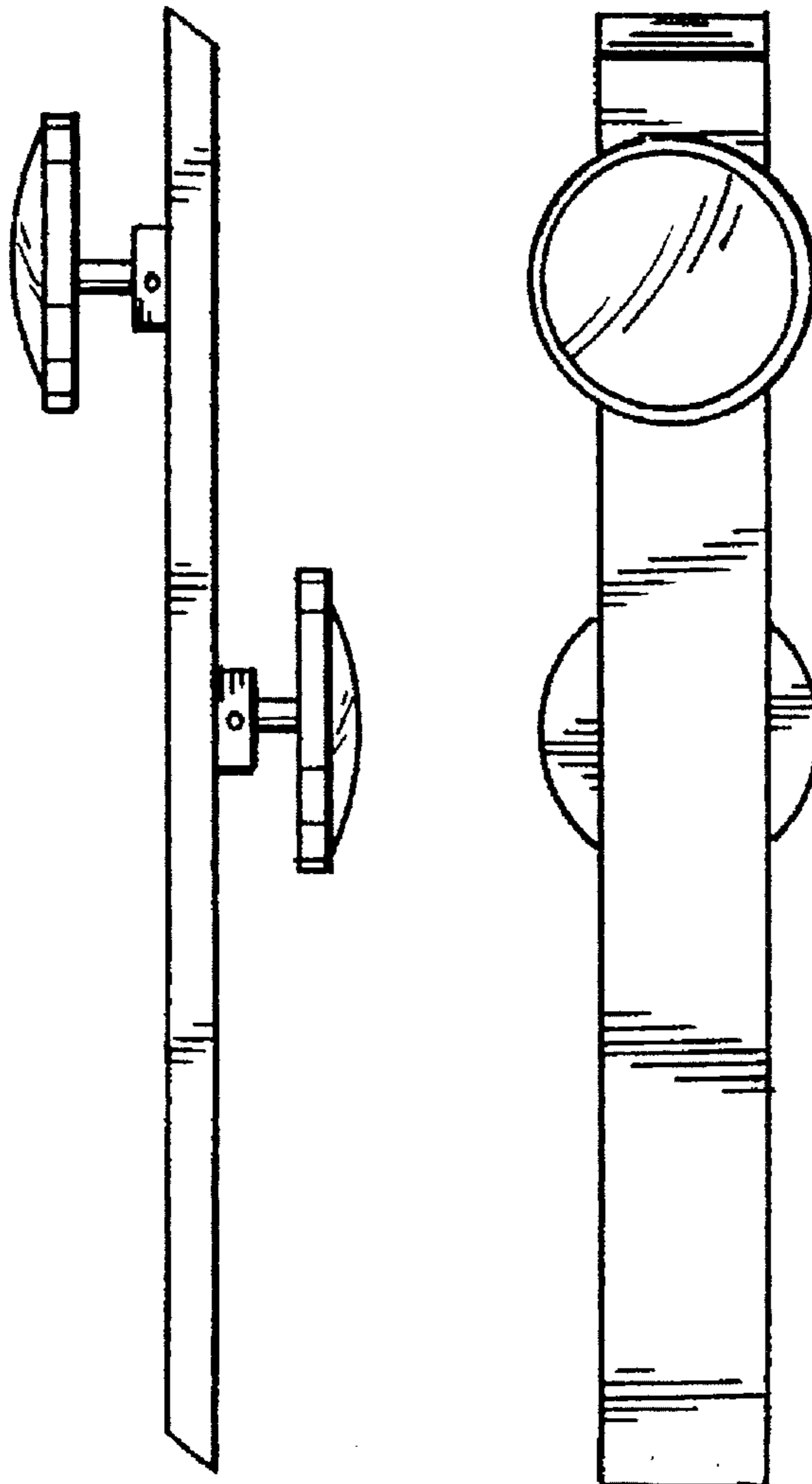


FIG. 1

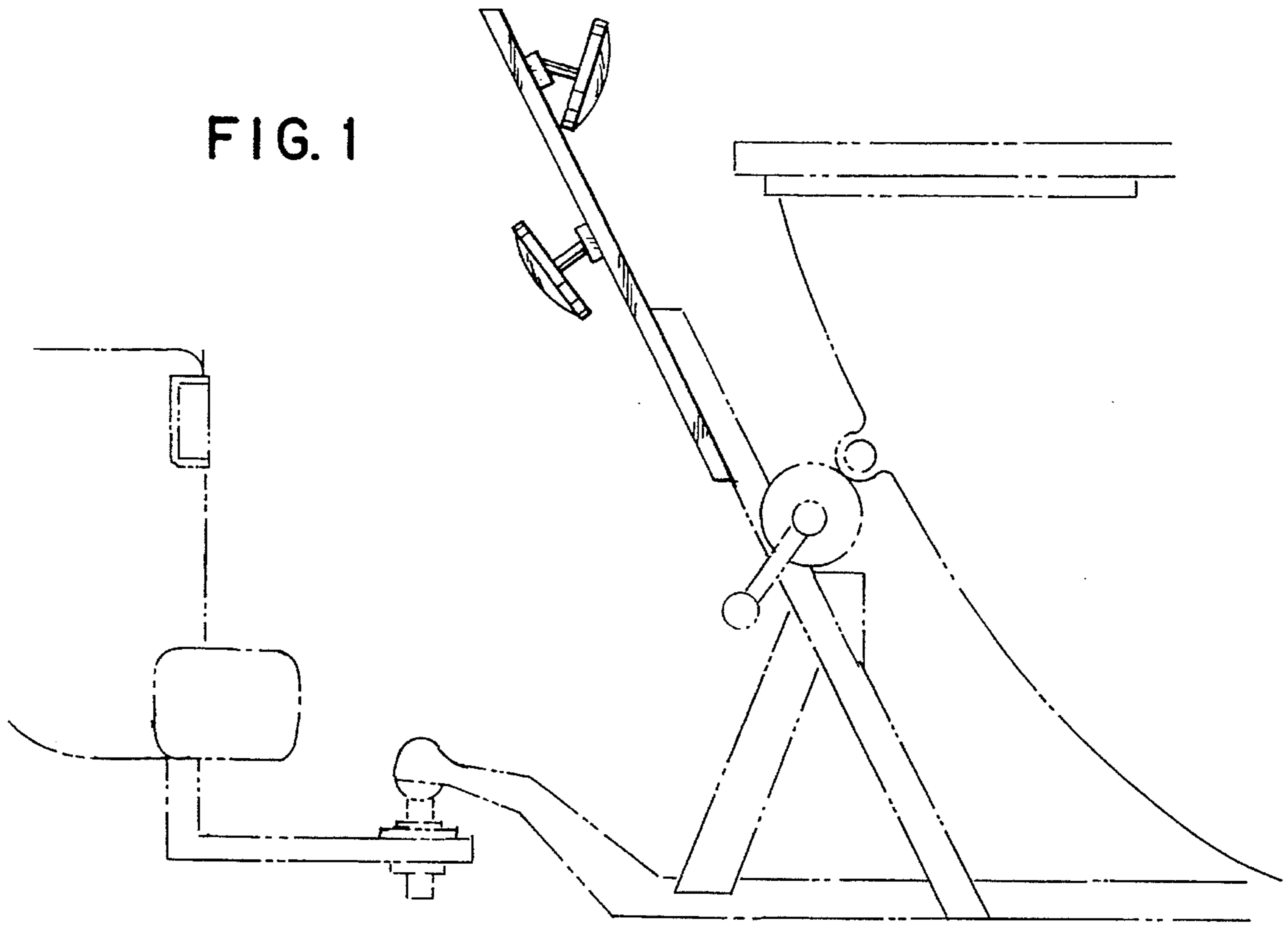


FIG. 2

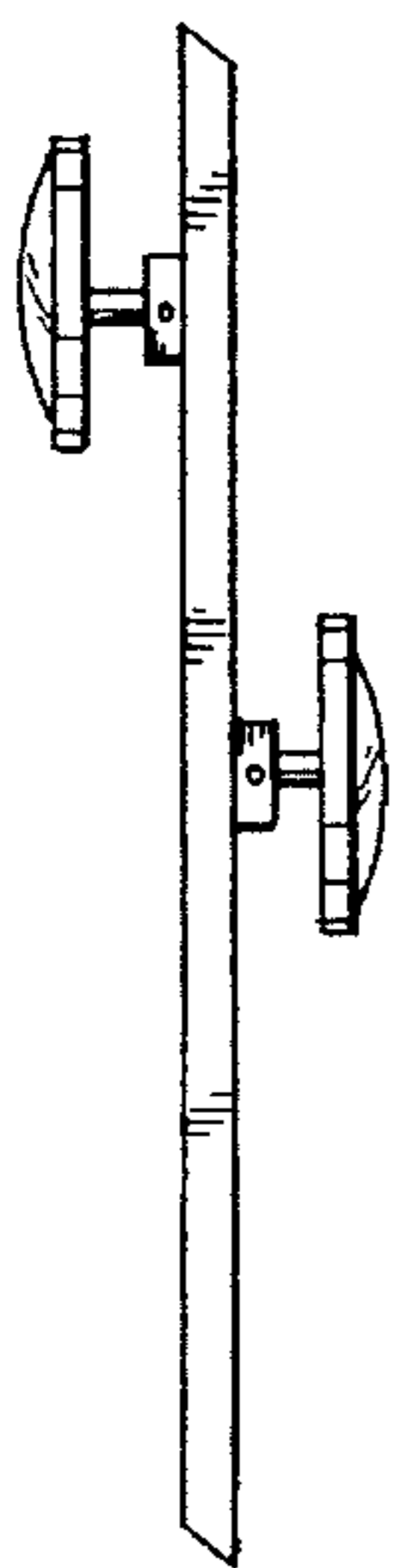


FIG. 3

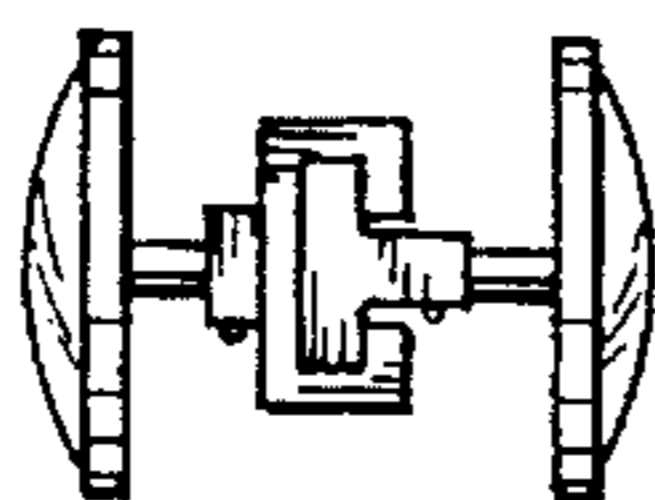


FIG. 4




FIG. 5

