



US00D363677S

**United States Patent** [19]  
**Agarwal**

[11] **Patent Number:** **Des. 363,677**  
[45] **Date of Patent:** **\*\*Oct. 31, 1995**

[54] **MOTORCYCLE WATCH**

[76] **Inventor:** **Rajnish Agarwal**, 6D Estoril Court II,  
55 Garden Road, Hong Kong, Hong  
Kong

[\*\*] **Term:** **14 Years**

[21] **Appl. No.:** **35,207**

[22] **Filed:** **Feb. 22, 1995**

[52] **U.S. Cl.** ..... **D10/33; D10/12**

[58] **Field of Search** ..... **D10/1-40, 122-132;**  
**368/285, 280-282; D14/165, 189; D12/110**

[56] **References Cited**

**U.S. PATENT DOCUMENTS**

D. 286,519 11/1986 Komuro ..... D12/110  
D. 338,411 8/1993 DuPont ..... D10/12  
D. 348,461 7/1994 Peersmann ..... D14/189

D. 348,881 7/1994 Peersmann ..... D14/165  
4,762,197 8/1988 Yamada ..... D12/110 X

*Primary Examiner*—Nelson C. Holtje  
*Attorney, Agent, or Firm*—Oliff & Berridge

[57] **CLAIM**

The ornamental design for a motorcycle watch, as shown.

**DESCRIPTION**

FIG. 1 is a plan view of the article the subject of my invention;

FIG. 2 is an underplan view of the article;

FIG. 3 is a view from one end of the article;


FIG. 4 is a view from the opposite end of FIG. 3;

FIG. 5 is a view from one side of the article;

FIG. 6 is a view from the opposite side of FIG. 5; and,

FIG. 7 is a perspective view of the article.

**1 Claim, 4 Drawing Sheets**






FIGURE 1




FIGURE 2




FIGURE 3




FIGURE 4

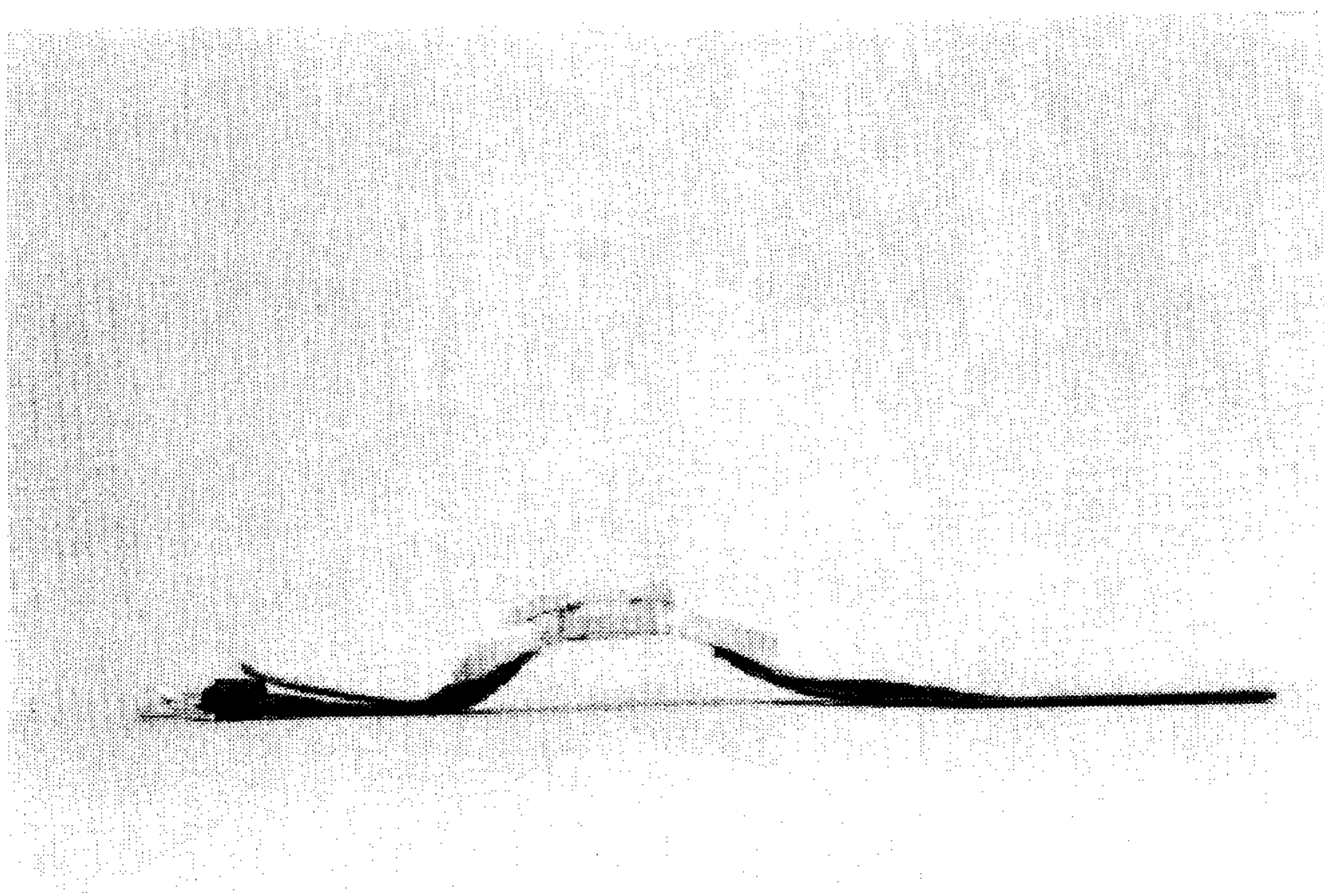


FIGURE 5




FIGURE 6

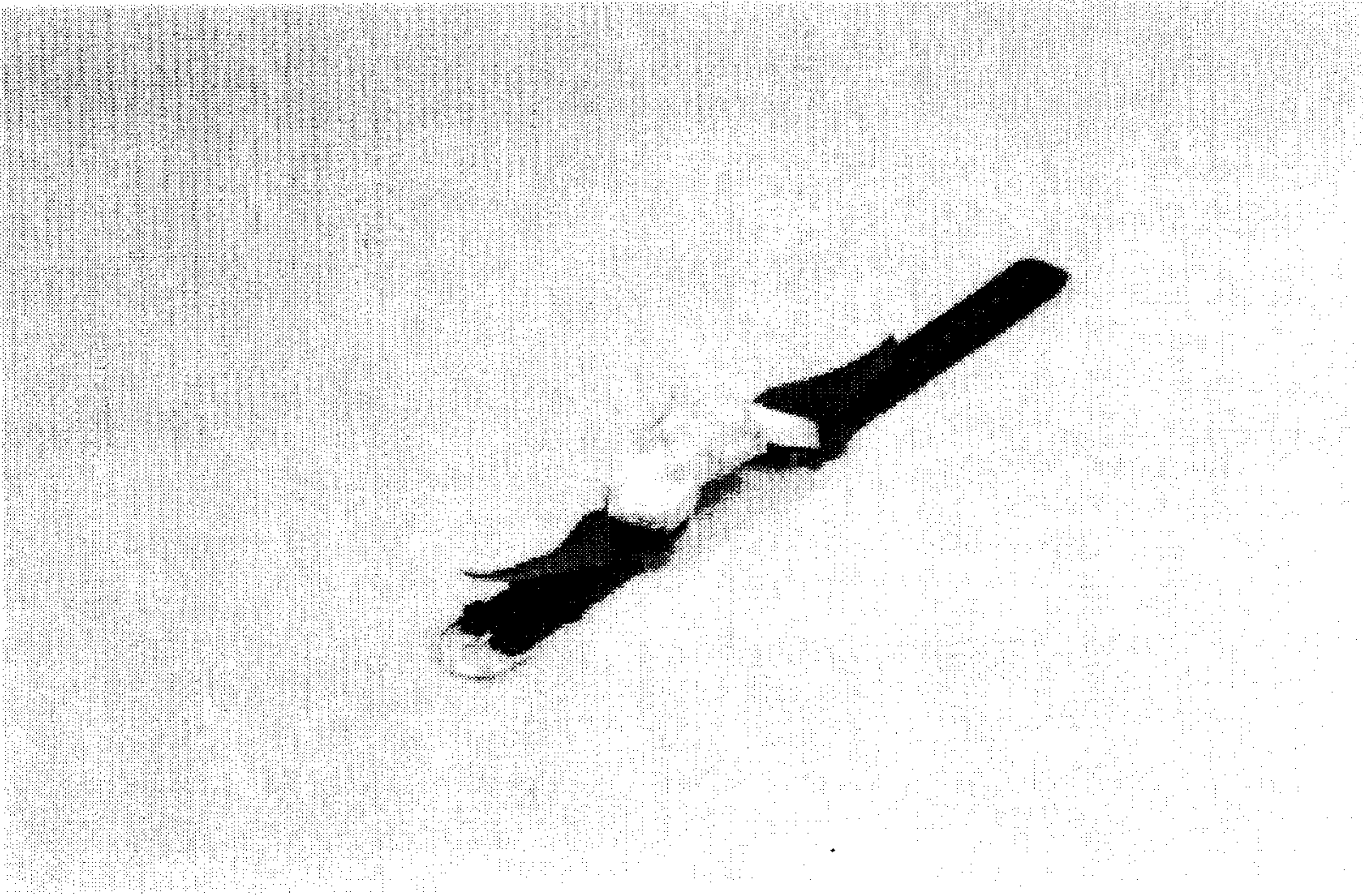


FIGURE 7