



US00D363674S

United States Patent [19]

[11] Patent Number: **Des. 363,674**

Bonsall

[45] Date of Patent: ****Oct. 31, 1995**

[54] **COMBINED HANDHELD AUDIBLE ALARM AND SPRAYER**

D. 355,863 2/1995 Collins D10/106

[76] Inventor: **William J. Bonsall**, 22515 Kingsley La., Land of Lakes, Fla. 34639

[**] Term: **14 Years**

[21] Appl. No.: **33,192**

[22] Filed: **Jan. 6, 1995**

[52] U.S. Cl. **D10/106**; D23/213; D22/117

[58] **Field of Search** D10/104, 106, D10/116, 121; 340/540, 545, 546, 565, 568, 571, 572, 573, 574; D29/126; D23/213; D22/117; 273/84

[56] **References Cited**

U.S. PATENT DOCUMENTS

D. 283,684	5/1986	Francis	D10/106
D. 288,468	2/1987	Ruttinger	D22/117
D. 303,137	8/1989	Brown	D22/117
D. 318,246	7/1991	Schwartz	D10/106
D. 329,510	9/1992	Zin	D22/117
D. 332,756	1/1993	Taylor	D10/106
D. 338,844	8/1993	Savio et al.	D10/106

OTHER PUBLICATIONS

Bodyguard 2000 Brochure prior to Jan. 6, 1995.

Primary Examiner—A. Hugo Word
Assistant Examiner—Marcus Jackson
Attorney, Agent, or Firm—Sixbey, Friedman, Leedom & Ferguson

[57] **CLAIM**

The ornamental design for a handheld audible alarm and sprayer, as shown and described.

DESCRIPTION

FIG. 1 is a right side front perspective view of the combined handheld audible alarm and sprayer showing my new design;
FIG. 2 is a front elevational view thereof;
FIG. 3 is a rear elevational view thereof;
FIG. 4 is a left side elevational view thereof;
FIG. 5 is a right side elevational view thereof;
FIG. 6 is a top plan view thereof; and,
FIG. 7 is a bottom plan view thereof.

1 Claim, 2 Drawing Sheets

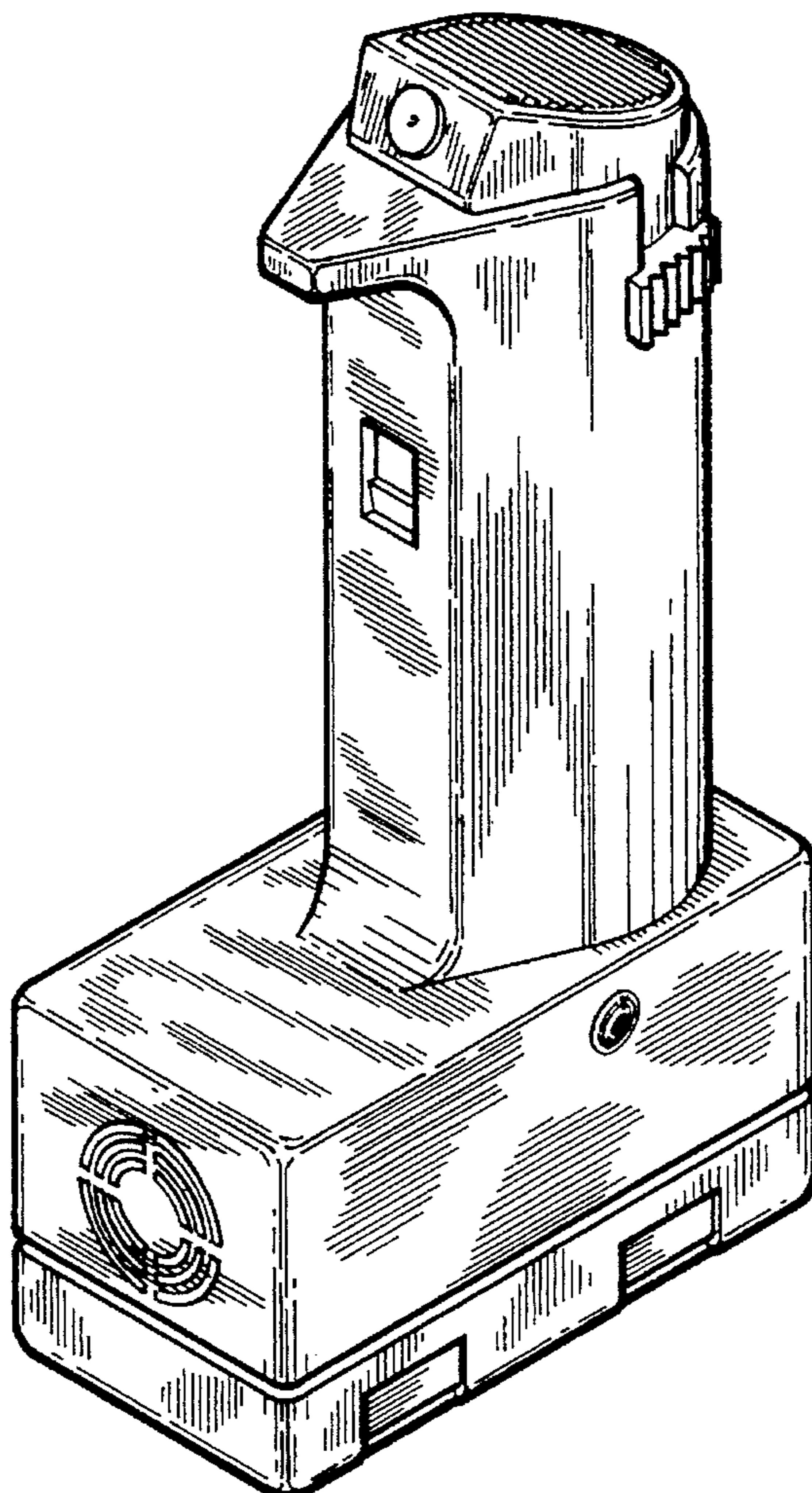


FIG. 1


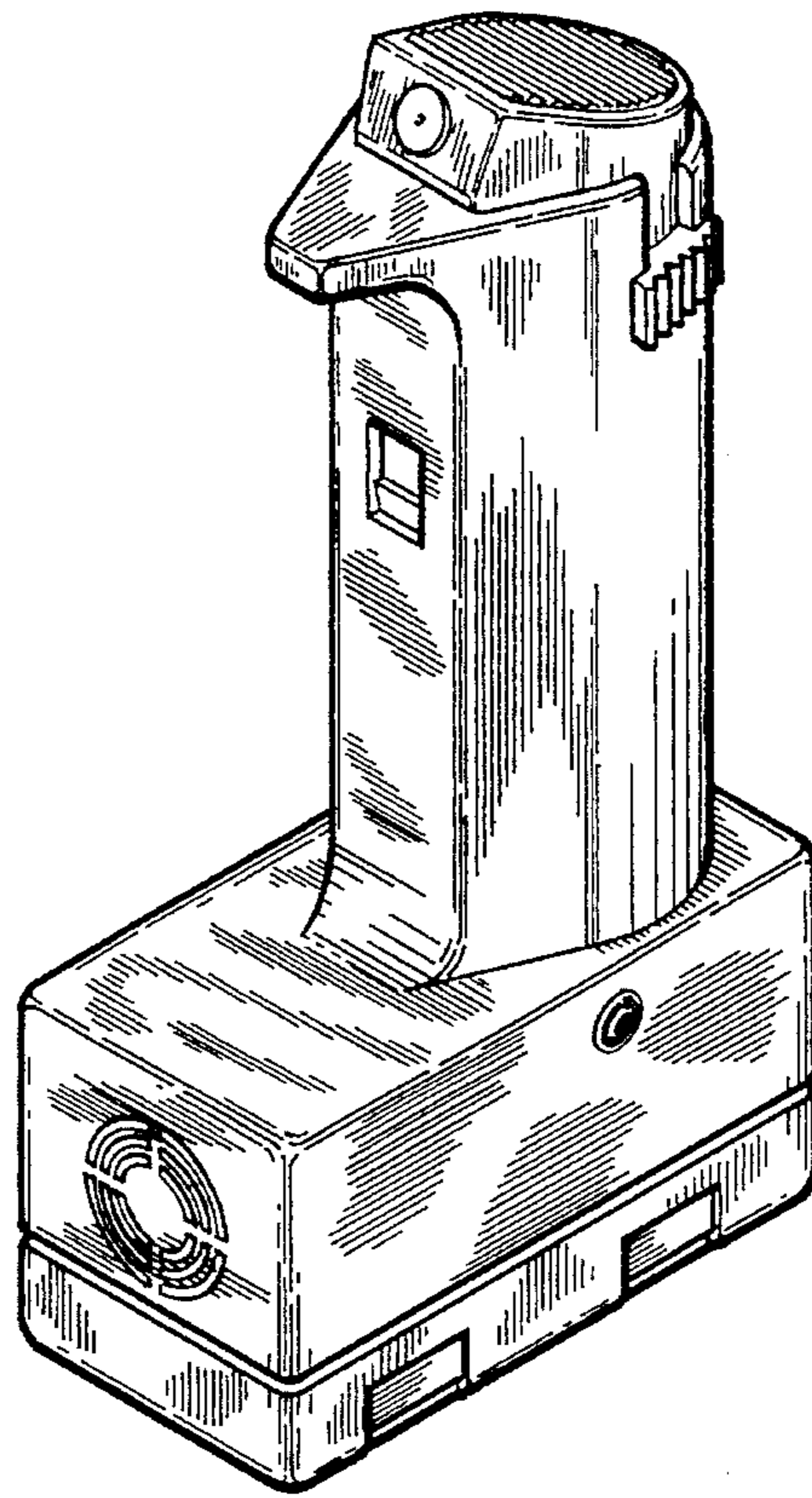


FIG. 2




FIG. 3



FIG. 4

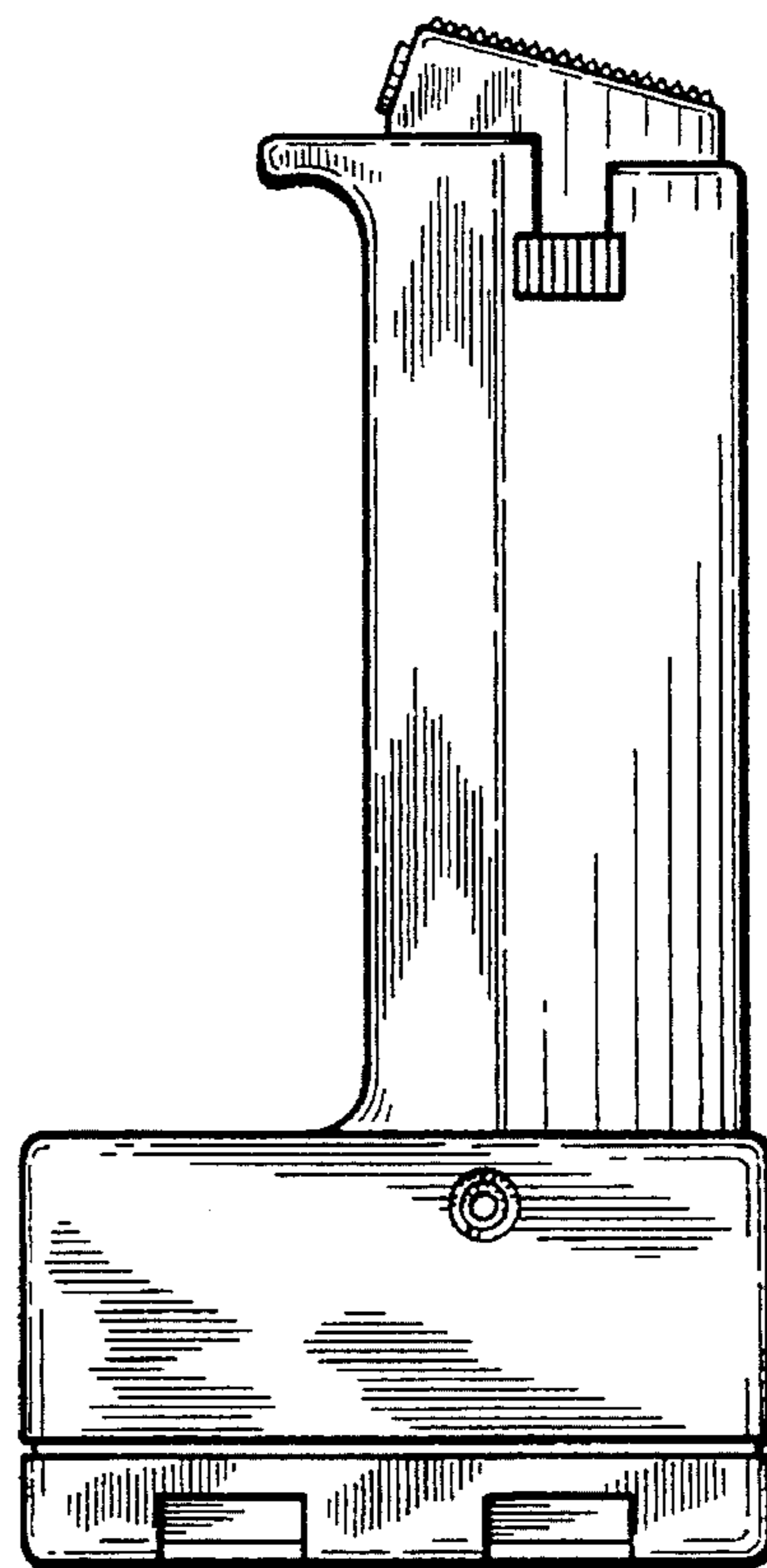


FIG. 5

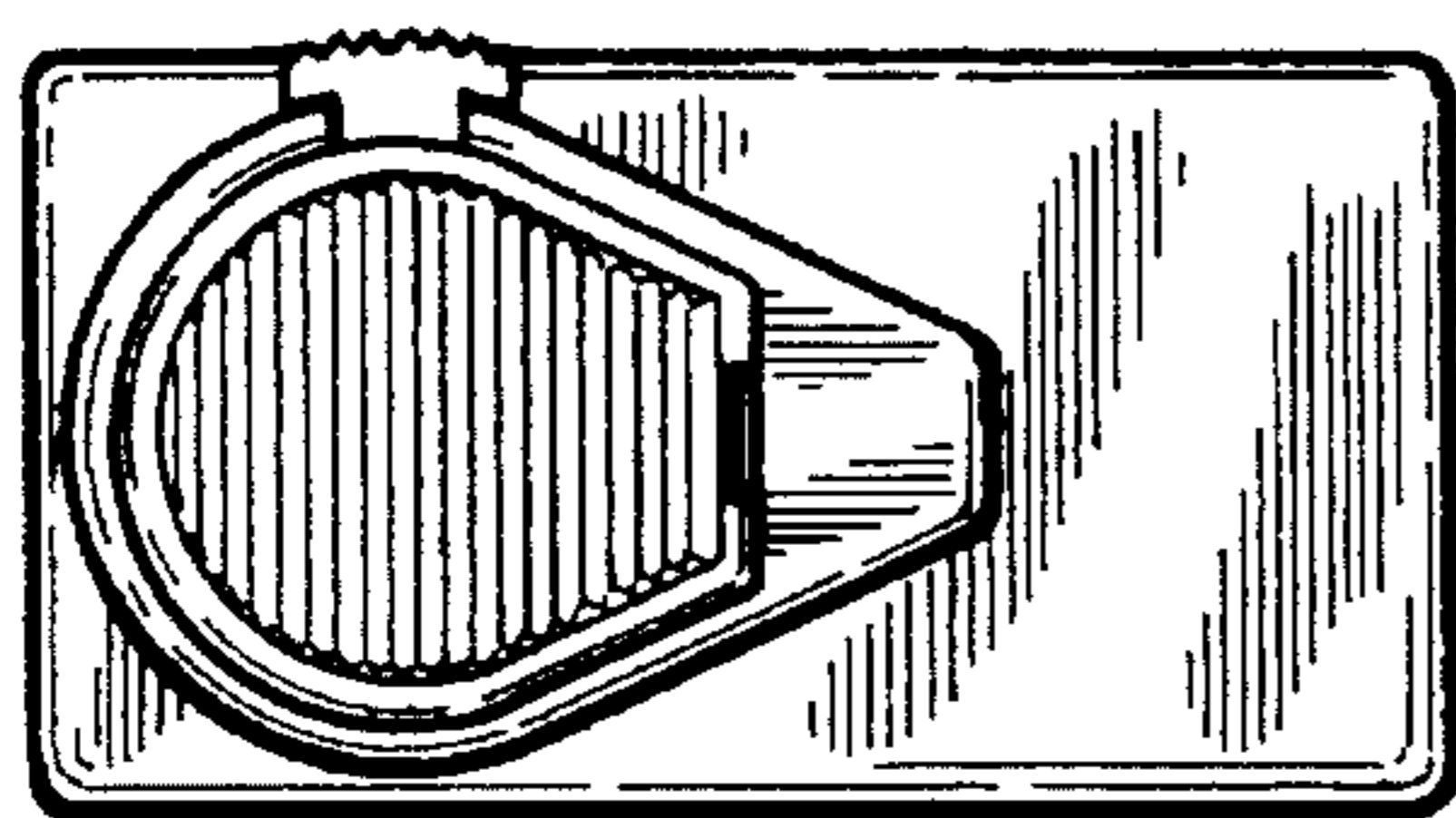


FIG. 6



FIG. 7