



US00D363672S

**United States Patent** [19]  
**Yuen**

[11] **Patent Number: Des. 363,672**

[45] **Date of Patent: \*\*Oct. 31, 1995**

[54] **BANK NOTE DETECTOR**

D. 193,481 8/1962 Hose et al. .... D10/96 X  
D. 283,803 5/1986 Zonn ..... D10/46

[75] Inventor: **Se Kit Yuen**, Kowloon, Hong Kong

[73] Assignee: **John Manufacturing Limited**,  
Kowloon, Hong Kong

*Primary Examiner*—Antoine Duval Davis  
*Attorney, Agent, or Firm*—Merchant, Gould, Smith, Edell,  
Welter & Schmidt

[\*\*] Term: **14 Years**

[57] **CLAIM**

[21] Appl. No.: **23,105**

The ornamental design for a bank note detector, as shown and described.

[22] Filed: **May 18, 1994**

[30] **Foreign Application Priority Data**

**DESCRIPTION**

Feb. 21, 1994 [GB] United Kingdom ..... 2037271

[52] **U.S. Cl.** ..... **D10/97; D10/78**

[58] **Field of Search** ..... D10/46, 78, 96,  
D10/97; D20/9; 235/375-382.5, 449, 492;  
283/70-75, 901, 904, 57-59; 324/239;  
340/540, 691, 693, 825.31-825.34; 379/91,  
96, 100, 144, 145; 380/23, 25, 30, 46, 49,  
50, 52, 24; 902/3, 7, 11, 22, 23, 26

FIG. 1 is a front elevational view of a bank note detector according to the new design;

FIG. 2 is a rear elevational view thereof;

FIG. 3 is a left side elevational view thereof;

FIG. 4 is a right side elevational view thereof;

FIG. 5 is a top plan view thereof;

FIG. 6 is a bottom plan view thereof; and,

FIG. 7 is a perspective view thereof.

[56] **References Cited**

**U.S. PATENT DOCUMENTS**

D. 189,849 3/1961 Koch ..... D10/46

**1 Claim, 5 Drawing Sheets**

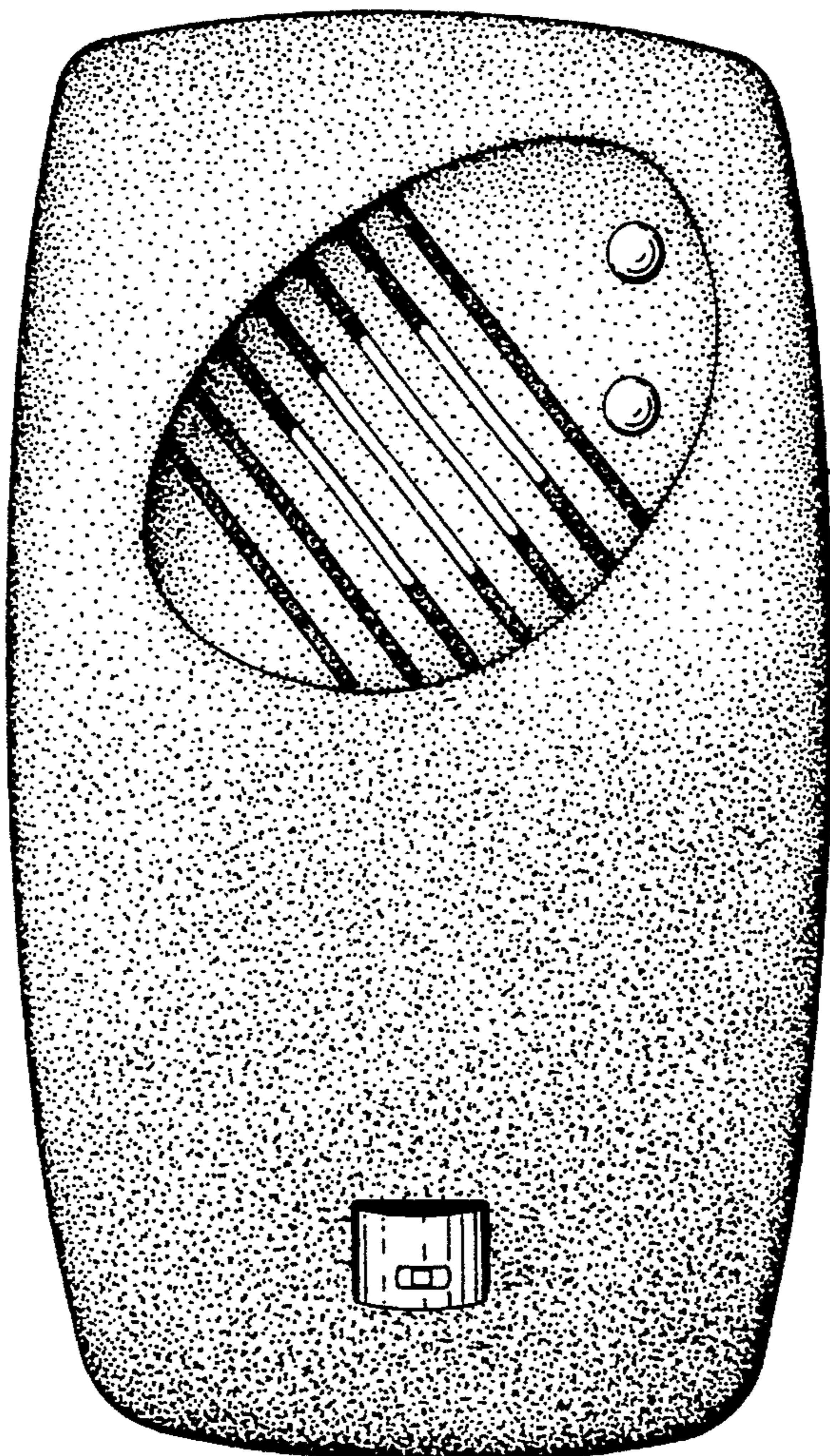


FIG. 1

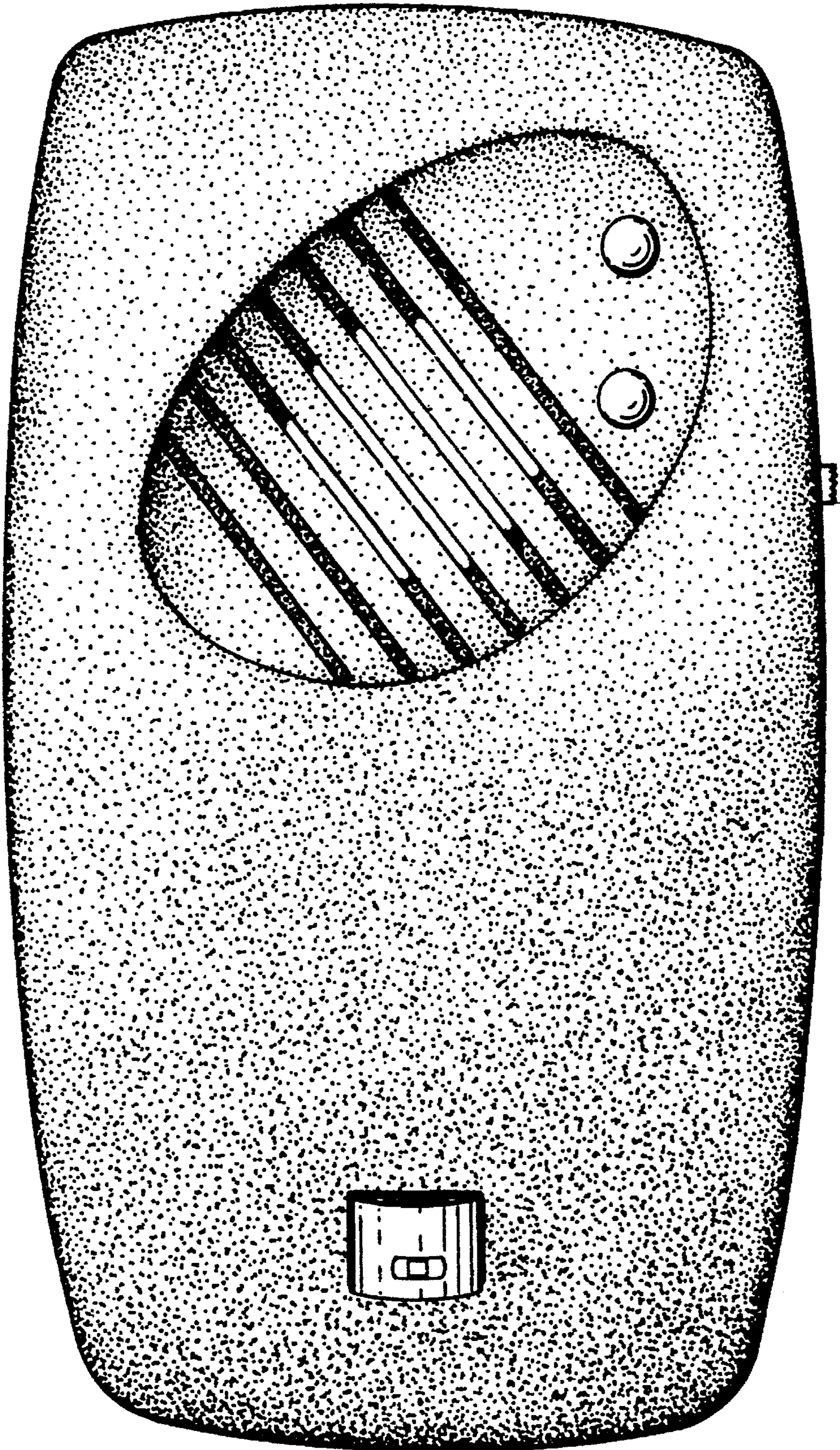



FIG. 2



**FIG. 3**

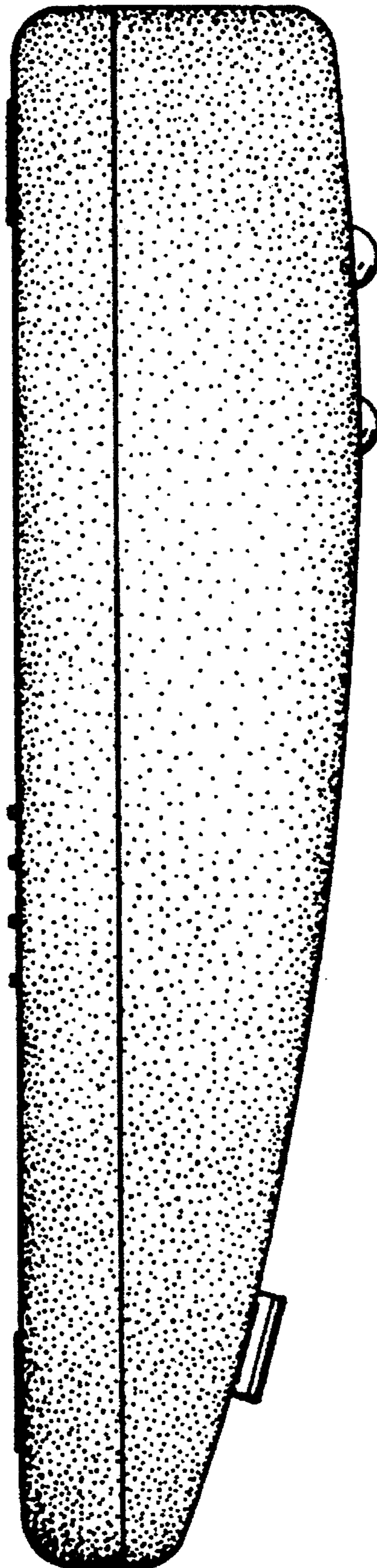


FIG. 4

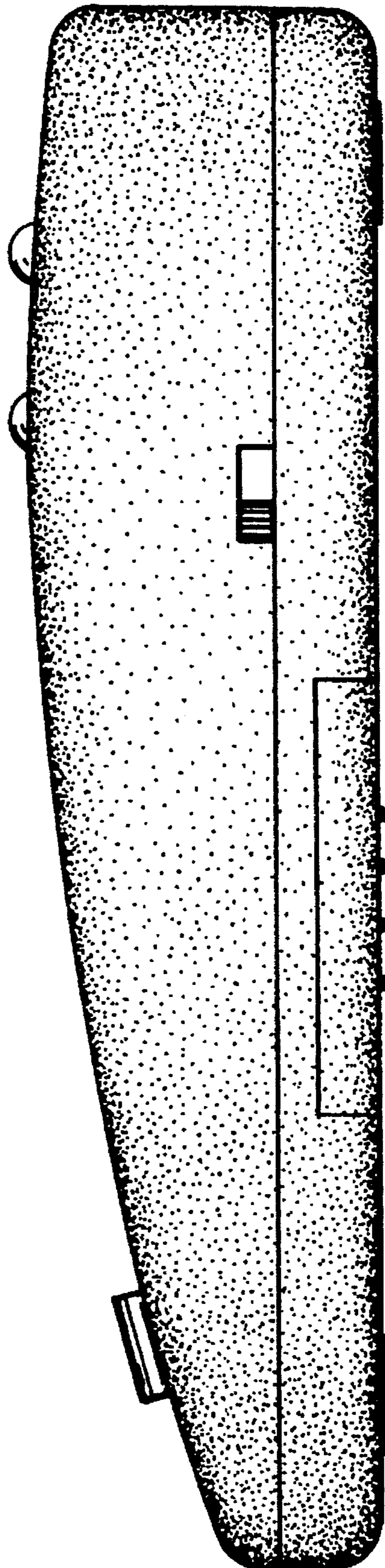


FIG. 5




FIG. 6

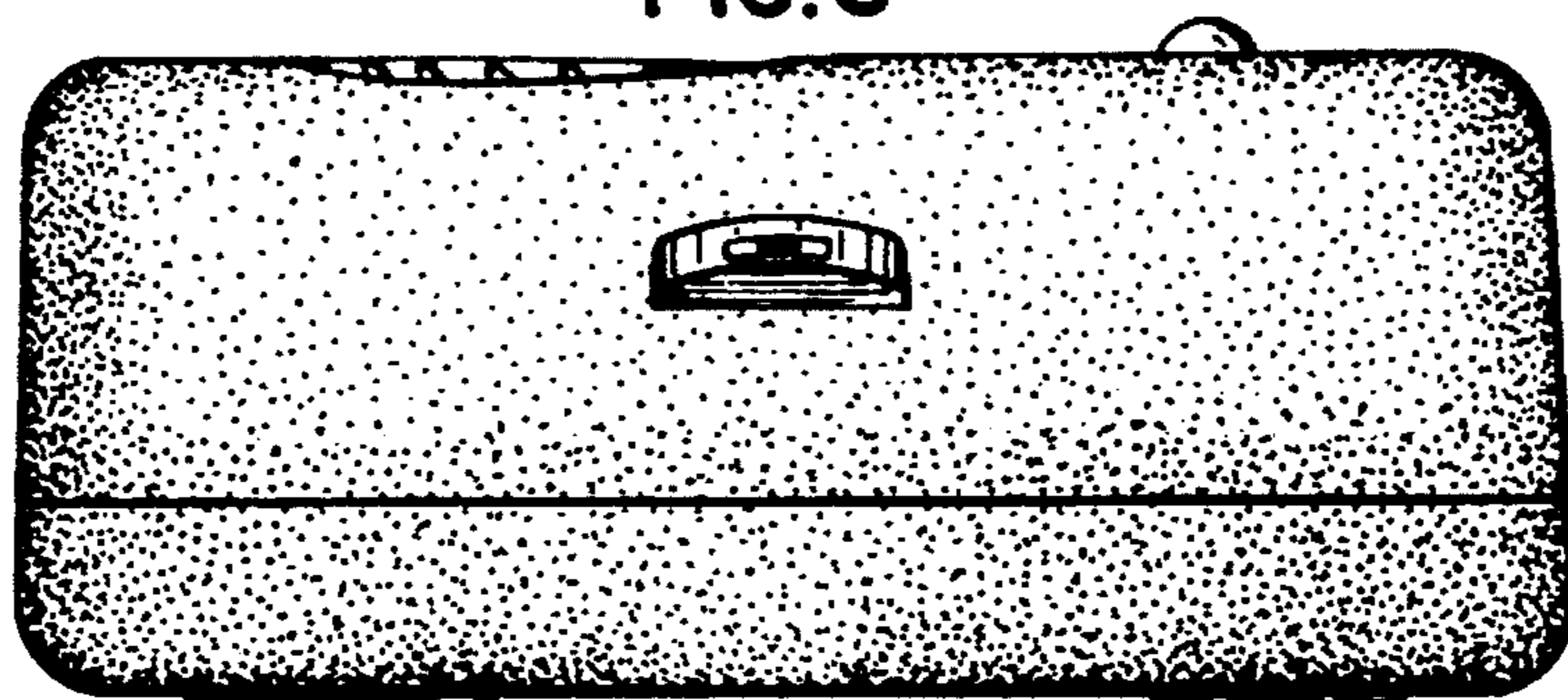


FIG. 7

