



US00D363651S

United States Patent [19] Harrison

[11] Patent Number: **Des. 363,651**

[45] Date of Patent: ****Oct. 31, 1995**

[54] **HANDLE FOR FORK, SPOONS AND TOOTHBRUSHES**

[75] Inventor: **Susan Harrison**, Wichita Falls, Tex.

[73] Assignee: **Zooth, Inc.**, Wichita Falls, Tex.

[**] Term: **14 Years**

[21] Appl. No.: **14,496**

[22] Filed: **Oct. 22, 1993**

Related U.S. Application Data

[63] Continuation-in-part of Ser. No. 3,463, Jan. 12, 1993, Pat. No. 5,269,420.

[52] U.S. Cl. **D7/654**; D4/107; D4/124; D7/651

[58] Field of Search D7/651, 654, 689, D7/393, 395, 401.2; D4/107, 124; D8/107; 30/322, 324; 15/167.1, 167.2, 143.1; 206/15.2, 15.3, 63.5, 349, 361, 362.1-362.4, 457

[56] References Cited

U.S. PATENT DOCUMENTS

D. 40,122	7/1909	Rogers	D7/656
D. 127,720	6/1941	Foster	D7/656
D. 155,668	10/1949	Zandberg et al.	D4/107
D. 155,669	10/1949	Zandberg et al.	D4/107
D. 163,391	5/1951	Jason	D6/528
D. 175,198	7/1955	Tasner et al.	D4/107
D. 191,096	8/1961	Gordon	D4/107
D. 237,659	11/1975	Meyer et al.	D4/107
D. 252,010	6/1979	Manderfield	D7/656
D. 294,200	2/1988	Zucker	D4/107
D. 296,617	7/1988	Zucker	D4/107

2,539,035	1/1951	Scanlon et al.	248/110
2,771,219	11/1956	Dewey	222/93
2,868,361	1/1959	Zilem et al.	206/362.2
3,105,612	10/1963	Krasnoff et al.	222/78
3,178,060	4/1965	Bossack	222/78
4,565,335	1/1986	Rankin	206/457
4,779,344	10/1988	Panisch	D7/656 X
4,961,717	10/1990	Hickey	446/76
4,979,708	12/1990	Aoki	248/110
5,269,420	12/1993	Harrison et al.	206/362.3

FOREIGN PATENT DOCUMENTS

2207038 1/1989 United Kingdom .

Primary Examiner—Alan P. Douglas

Assistant Examiner—Caron D. Veynar

Attorney, Agent, or Firm—Wolf, Greenfield & Sacks

[57] CLAIM

The ornamental design for a handle for forks, spoons and toothbrushes, as shown and described.

DESCRIPTION

FIG. 1 is a perspective view of a handle for forks, spoons and toothbrushes showing my new design;

FIG. 2 is a front view thereof;

FIG. 3 is a rear view thereof;

FIG. 4 is a left side view thereof;

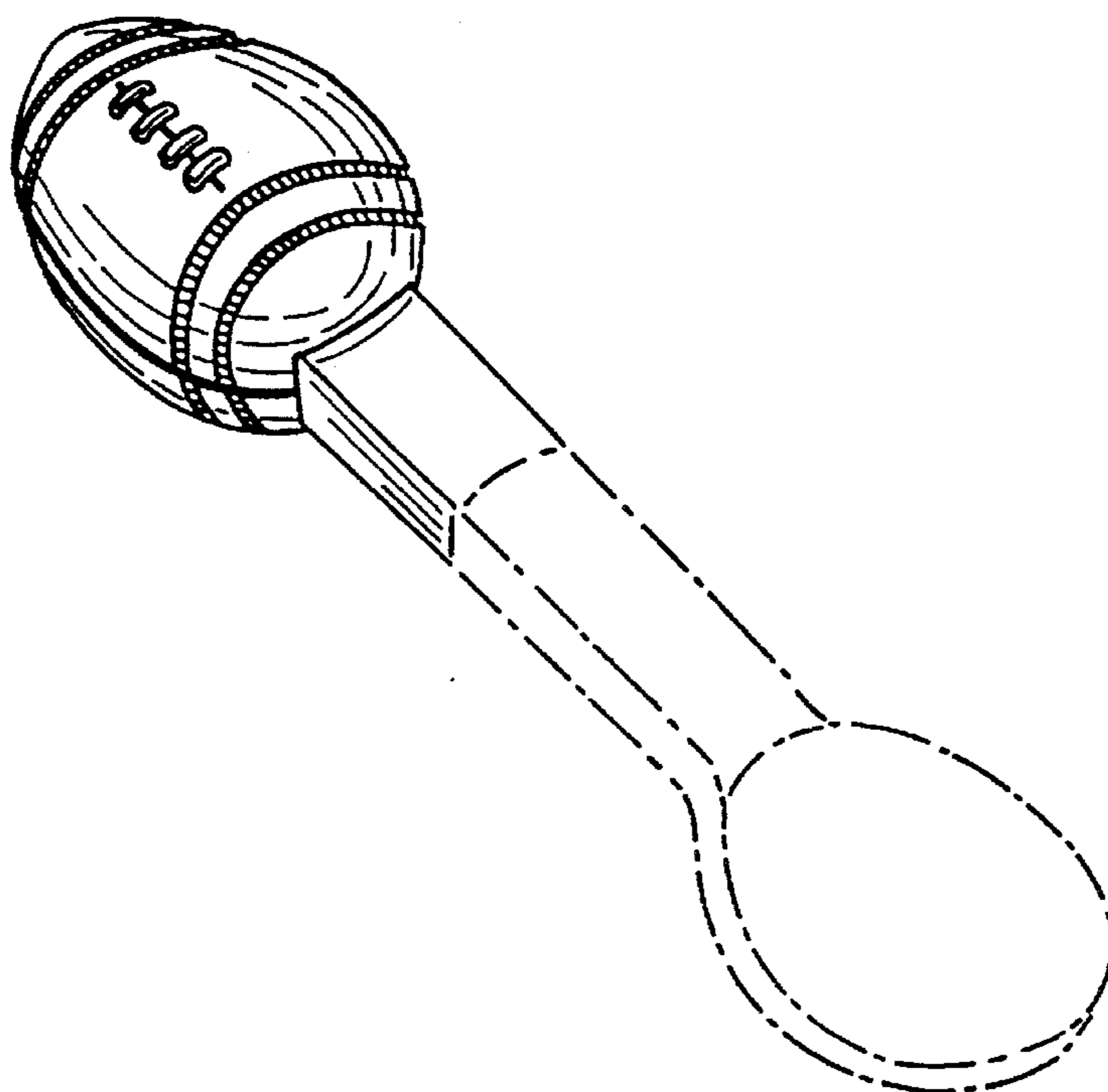
FIG. 5 is a right side view thereof;

FIG. 6 is a top view thereof; and,

FIG. 7 is a bottom view thereof.

The broken lines showing spoon bowl in FIGS. 1-5 and 7 are environmental only and form no part of the claimed design.

1 Claim, 3 Drawing Sheets



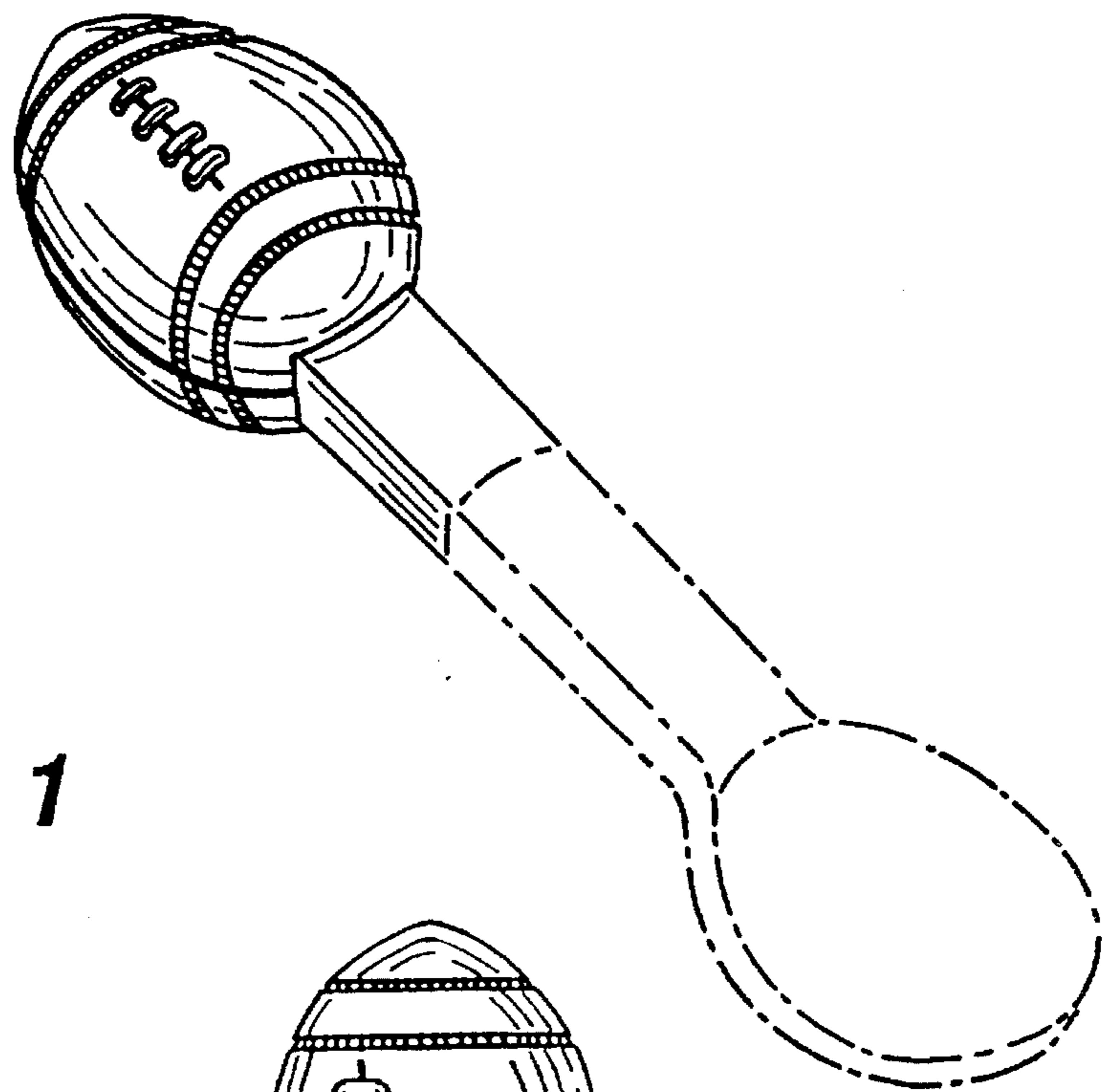


Fig. 1

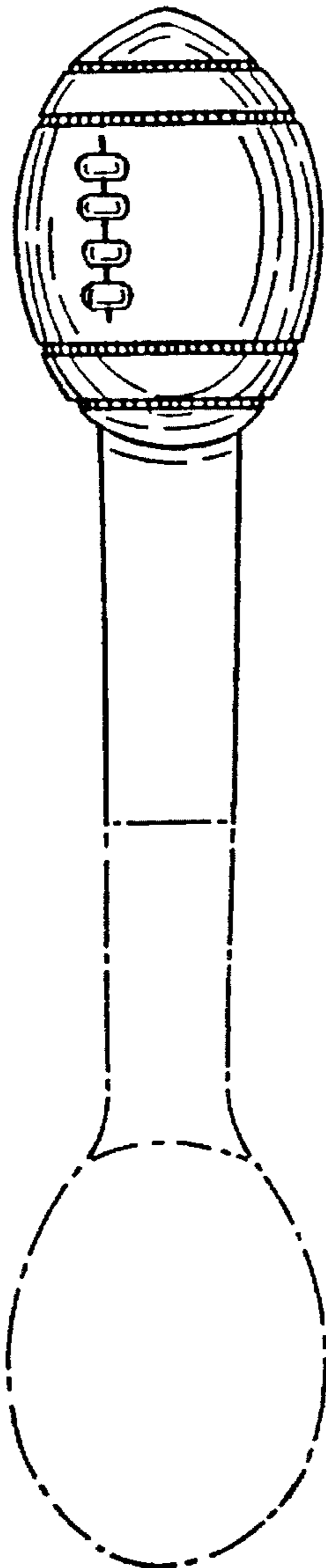


Fig. 2

Fig. 3

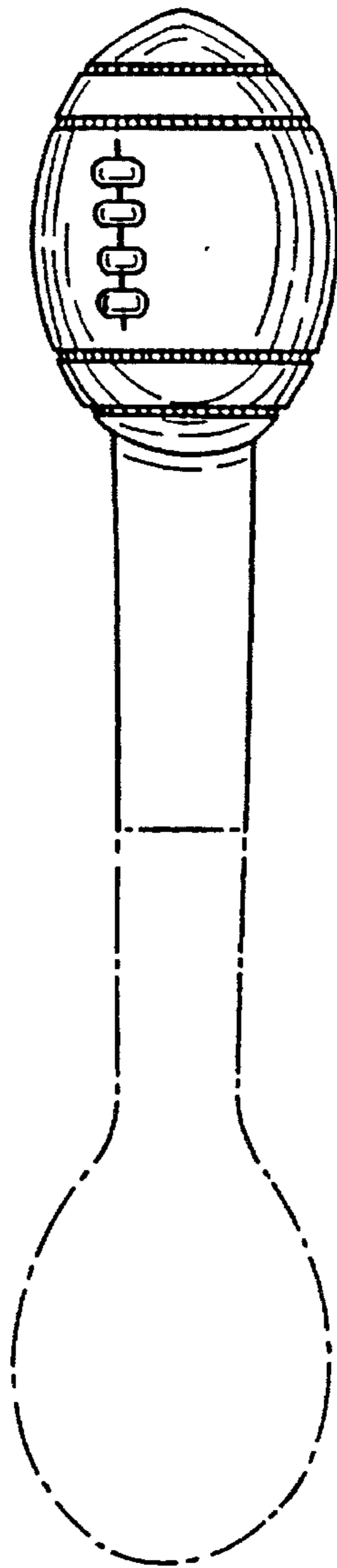



Fig. 4



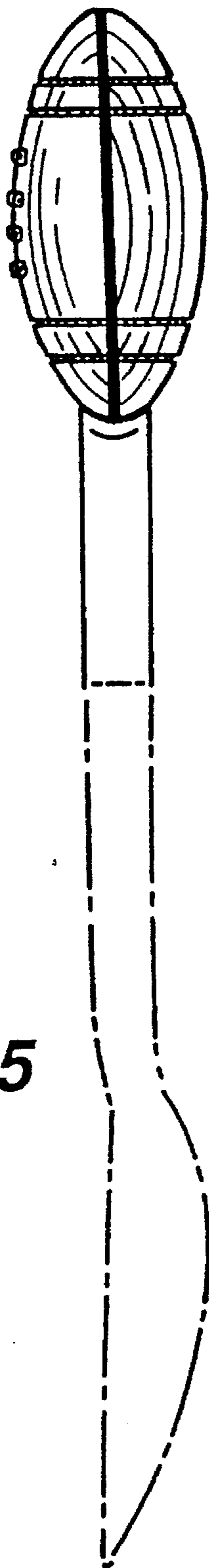


Fig. 5

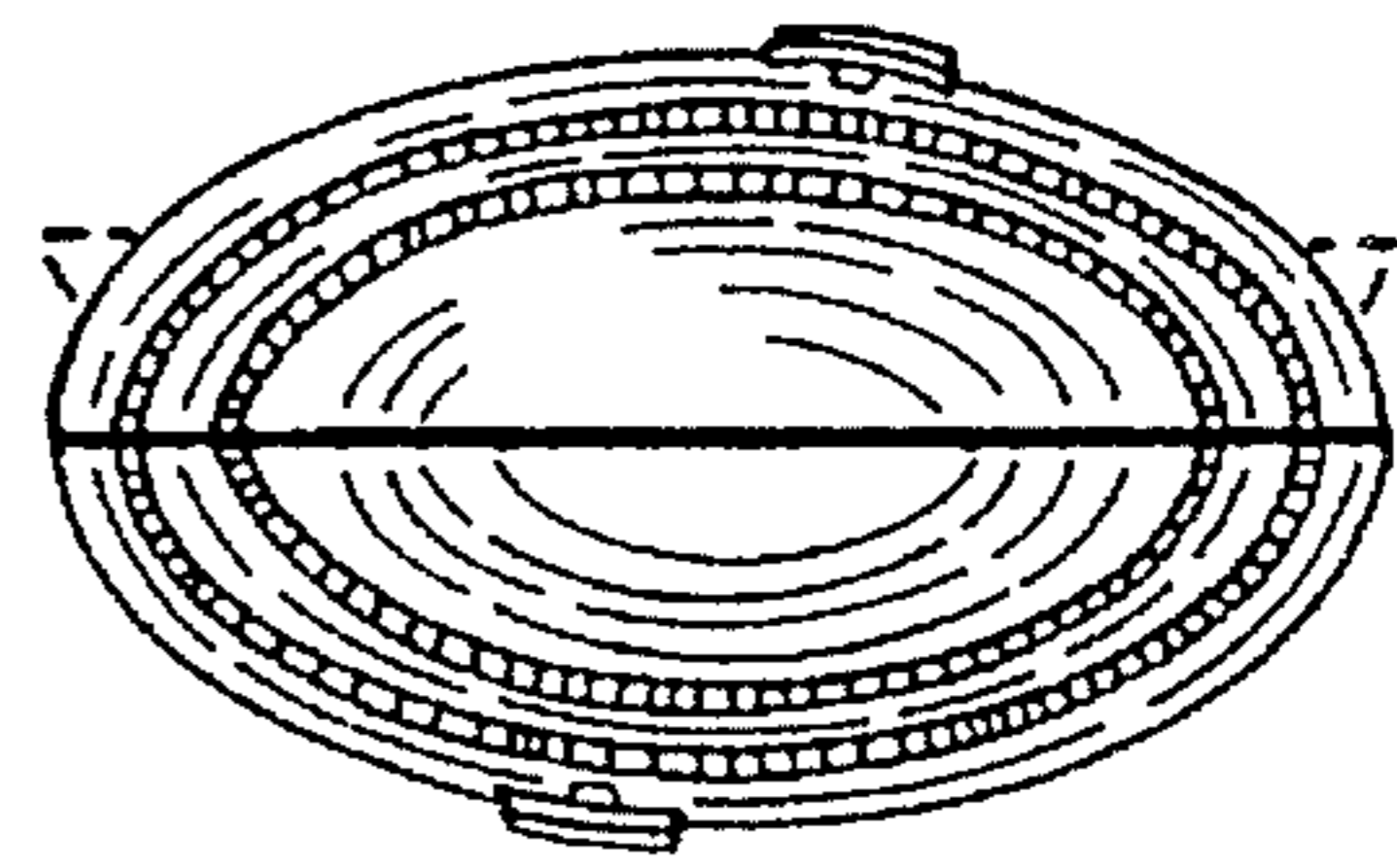


Fig. 6

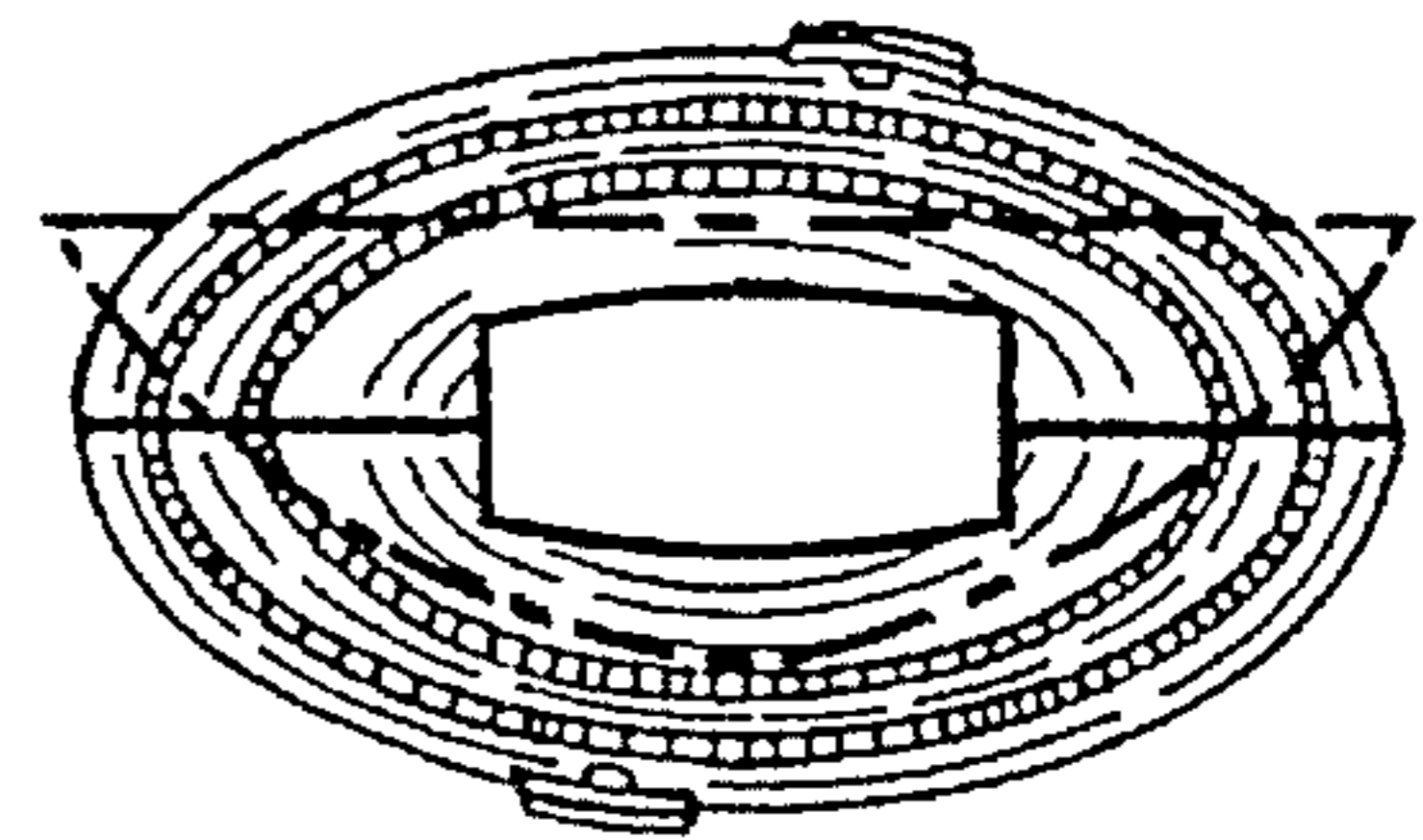


Fig. 7