



US00D363639S

# United States Patent [19]

Vallee

[11] Patent Number: **Des. 363,639**

[45] Date of Patent: **\*\*Oct. 31, 1995**

[54] **STEAM GENERATOR FOR A BATCH OVEN**

[75] Inventor: **Serge C. Vallee**, Drummondville, Canada

[73] Assignee: **Premark FEG Corporation**, Wilmington, Del.

[\*\*] Term: **14 Years**

[21] Appl. No.: **14,525**

[22] Filed: **Oct. 22, 1993**

[52] U.S. Cl. .... **D7/402**

[58] **Field of Search** ..... D7/323, 402, 407; 99/352, 447, 479; 126/20; 219/401; D24/211, 212, 214, 215; 601/112, 113, 118, 128-129, 27, 32, 46, 52, 131

[56] **References Cited**

**U.S. PATENT DOCUMENTS**

- D. 226,875 5/1973 Haworth, Jr. et al. .... D24/211
- D. 242,826 12/1976 Posh et al. .... D24/212

- D. 254,507 3/1980 Redding ..... D24/211
- D. 263,623 3/1982 Conn, Sr. .... D24/211
- 4,167,940 9/1979 Ruf ..... 601/27
- 4,202,259 5/1980 Johansson ..... 99/352
- 5,005,560 4/1991 Quam et al. .... D24/212
- 5,161,517 11/1992 Johansson ..... 126/20

*Primary Examiner*—Ruth McInroy  
*Attorney, Agent, or Firm*—Thompson, Hine and Flory

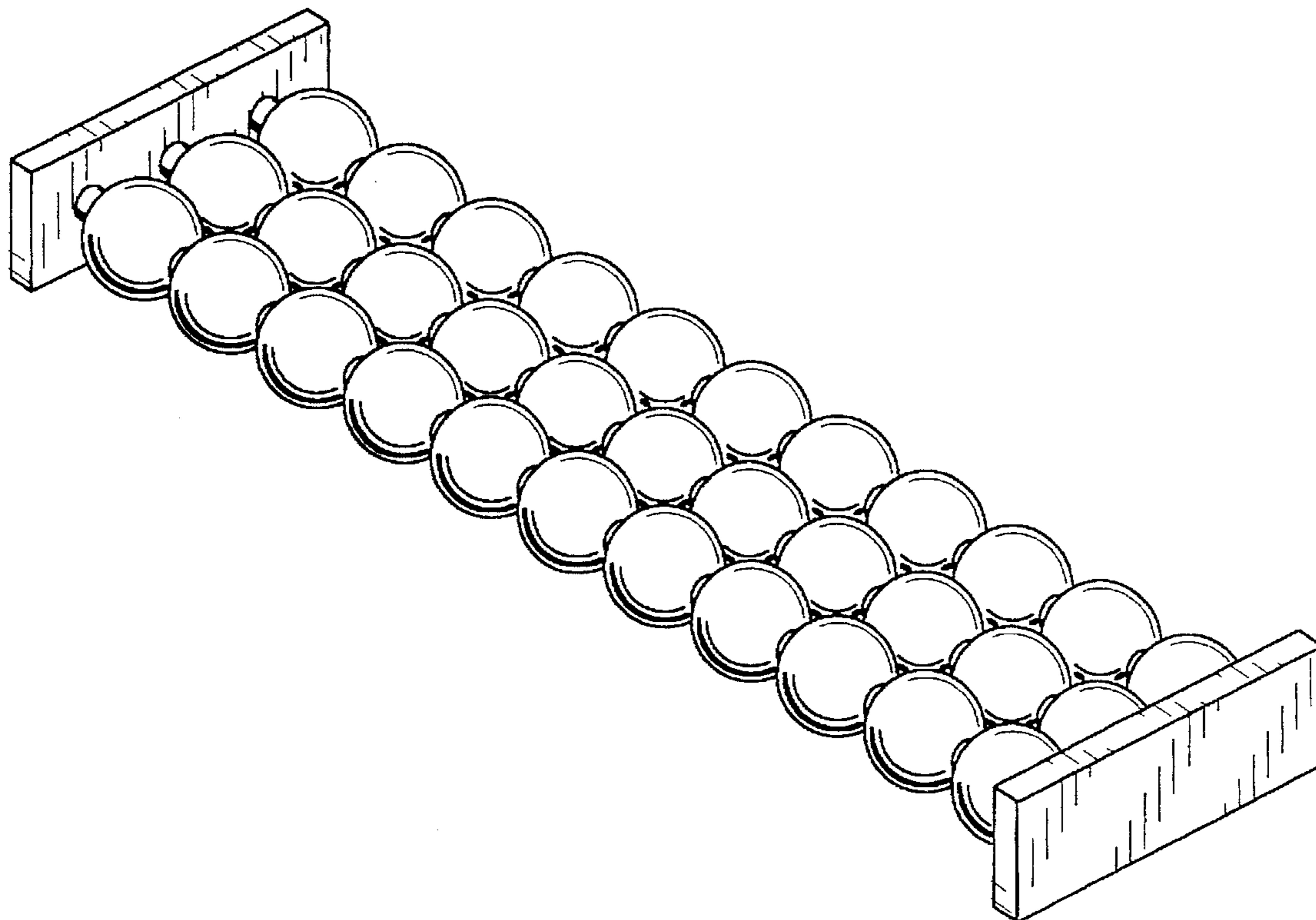
[57] **CLAIM**

The ornamental design for a steam generator for a batch oven, as shown.

**DESCRIPTION**

FIG. 1 is a perspective view of a steam generator for a batch oven showing my new design;  
FIG. 2 is a top plan view thereof, the bottom view being identical;  
FIG. 3 is a side elevational view thereof; and,  
FIG. 4 is an end elevational view thereof.

**1 Claim, 1 Drawing Sheet**



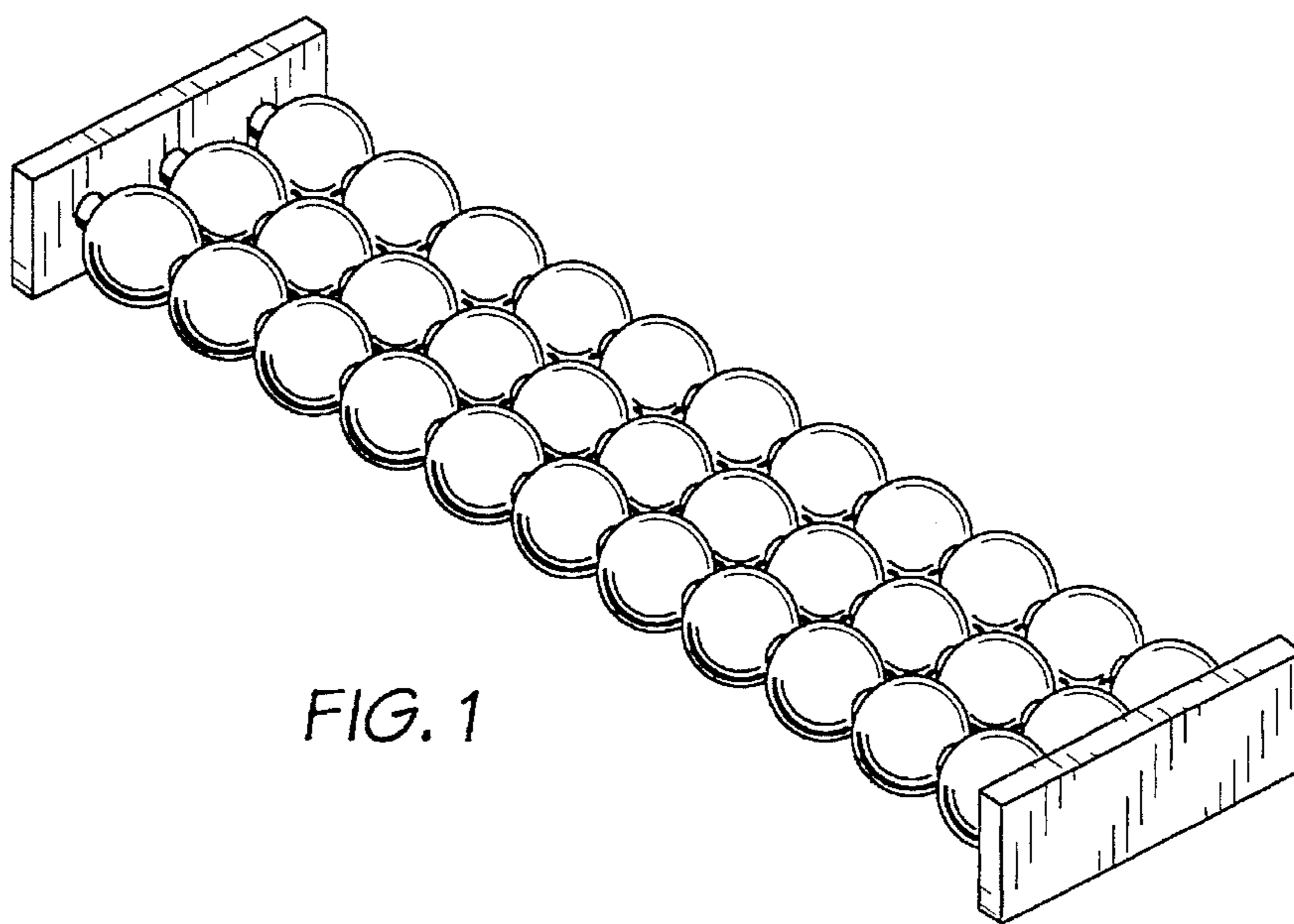


FIG. 1

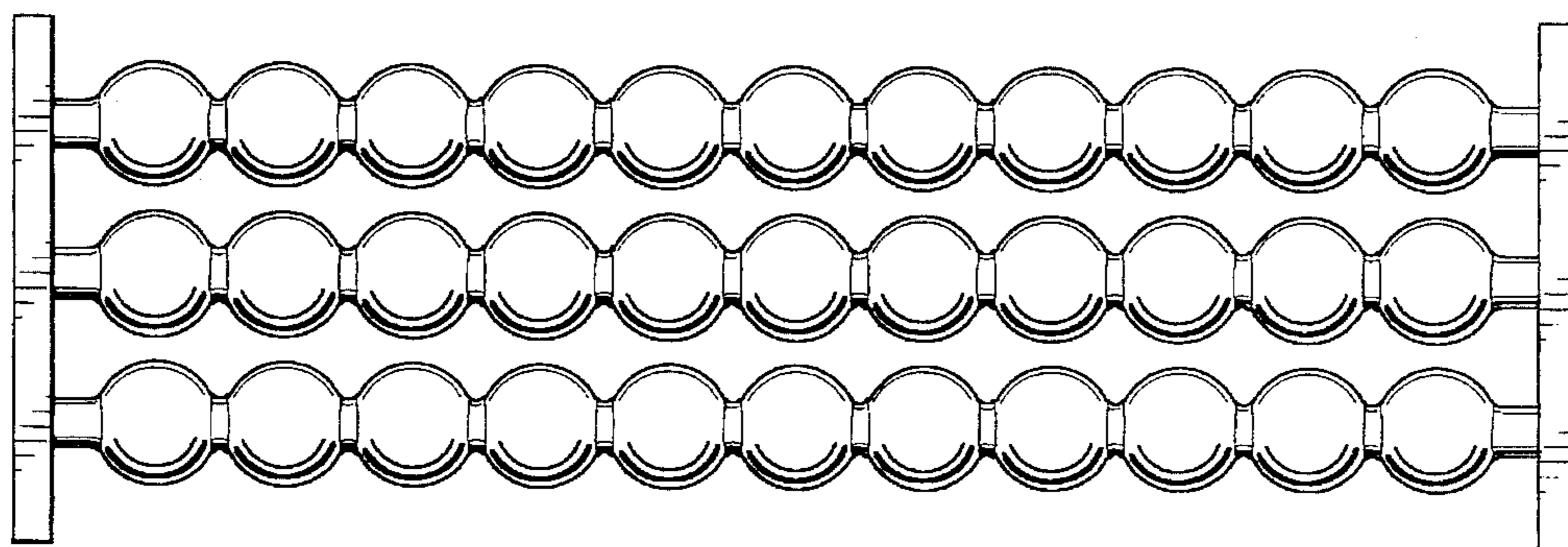


FIG. 2

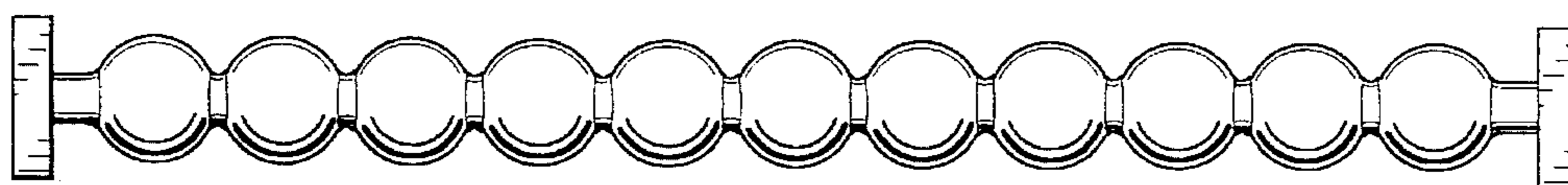


FIG. 3




FIG. 4