



US00D363622S

United States Patent [19]

[11] Patent Number: Des. 363,622

Walters, III et al.

[45] Date of Patent: **Oct. 31, 1995

[54] TABLE

[75] Inventors: **Guy A. Walters, III**, High Point; **Avis E. Tobin, Jr.**, Thomasville, both of N.C.

[73] Assignee: **Thomasville Furniture Industries, Inc.**, Thomasville, N.C.

[**] Term: **14 Years**

[21] Appl. No.: **29,995**

[22] Filed: **Oct. 20, 1994**

[52] U.S. Cl. **D6/477; D6/480; D6/511**

[58] Field of Search **D6/396, 449, 455, D6/477, 480, 511**

[56] **References Cited**

U.S. PATENT DOCUMENTS

D. 16,723	6/1886	Ernewein	D6/480
D. 68,270	9/1925	Naredi .	
D. 72,151	3/1927	Guth	D6/480
D. 81,554	7/1930	Scharf .	
D. 84,706	7/1931	Loebl .	
D. 244,417	5/1977	Pratt	D6/175
D. 264,909	9/1982	Caldwell	D6/177
D. 332,884	2/1993	Milanowski	D6/480
D. 348,998	7/1994	Siroonian	D6/477
D. 350,865	9/1994	Ward	D6/484

OTHER PUBLICATIONS

"Interiors", Nov. 1984, p. 52, Martinique table, upper right.
"Thos. Moser Cabinetmakers Corporate Supplement", Dec. 1989, Series 30, item 30.01.

"Nucraft Occasional Tables", Mar. 1989, Legere Series.
"Woodward:Lothrop Directions", Fall 1992, p. 11, Cocktail table.
B. Mayer, *In the Arts & Crafts Style*, 1993, pp. 96 and 98 and 99.
Thomasville Terrace Garden catalog, p. 16, Oct. 1992.
Thomasville American Oak catalog, p. 16, Apr. 1991.
Cassina advertisement, date unknown, believed to be prior art.

Primary Examiner—Alan P. Douglas
Assistant Examiner—Cathron B. Matta
Attorney, Agent, or Firm—Rhodes, Coats & Bennett

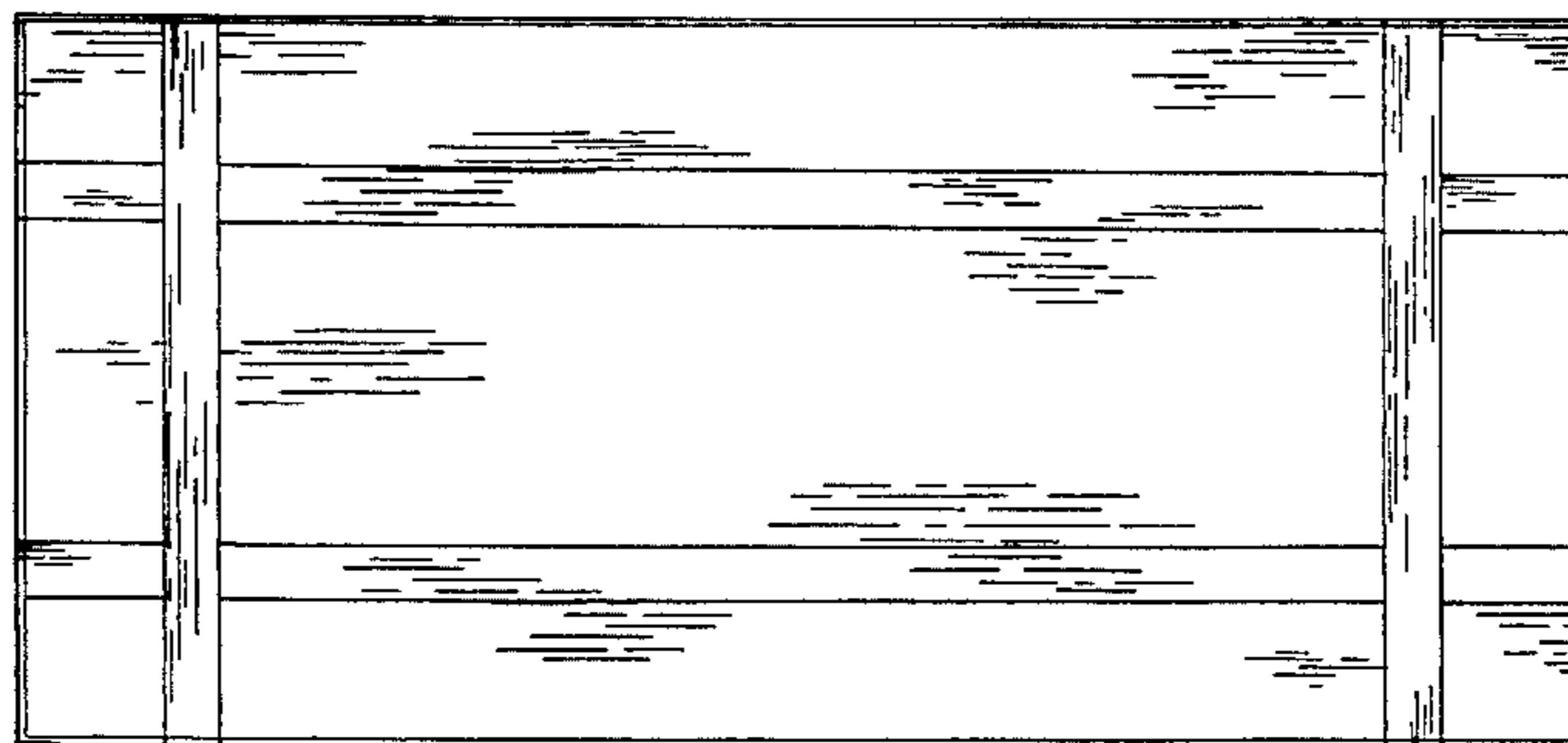

[57] **CLAIM**

The ornamental design for a table, as shown and described.

DESCRIPTION

FIG. 1 is a front perspective view of a table showing our new design;
FIG. 2 is a side elevational view thereof;
FIG. 3 is a front elevational view thereof, the rear elevational view being a mirror image;
FIG. 4 is a top view thereof; and,
FIG. 5 is a top view of a second embodiment of our new design, the side and front elevational views being identical to FIGS. 2 and 3; the front perspective view of the second embodiment being similar to FIG. 1 but with the top as shown in FIG. 5.

1 Claim, 3 Drawing Sheets



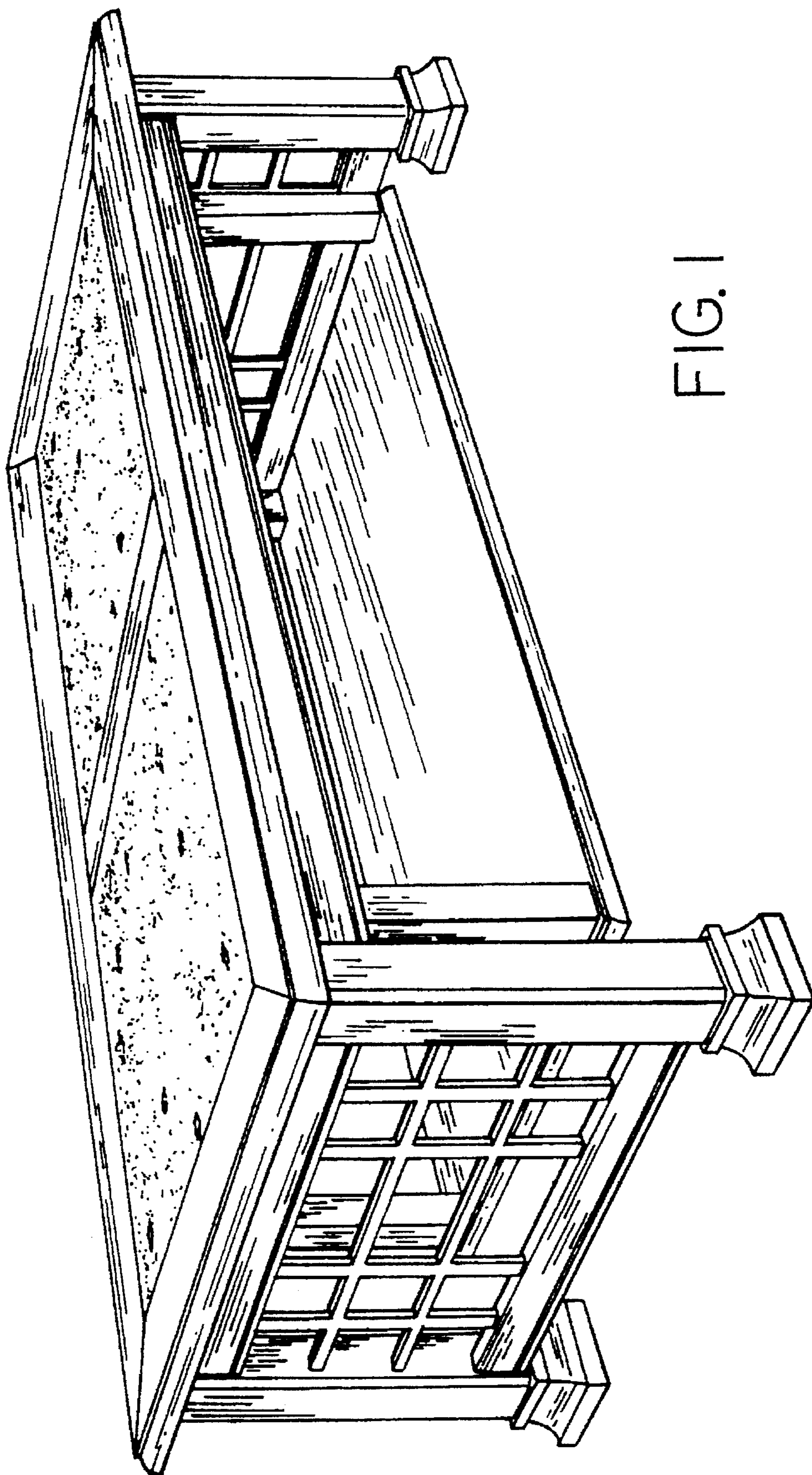


FIG. 1

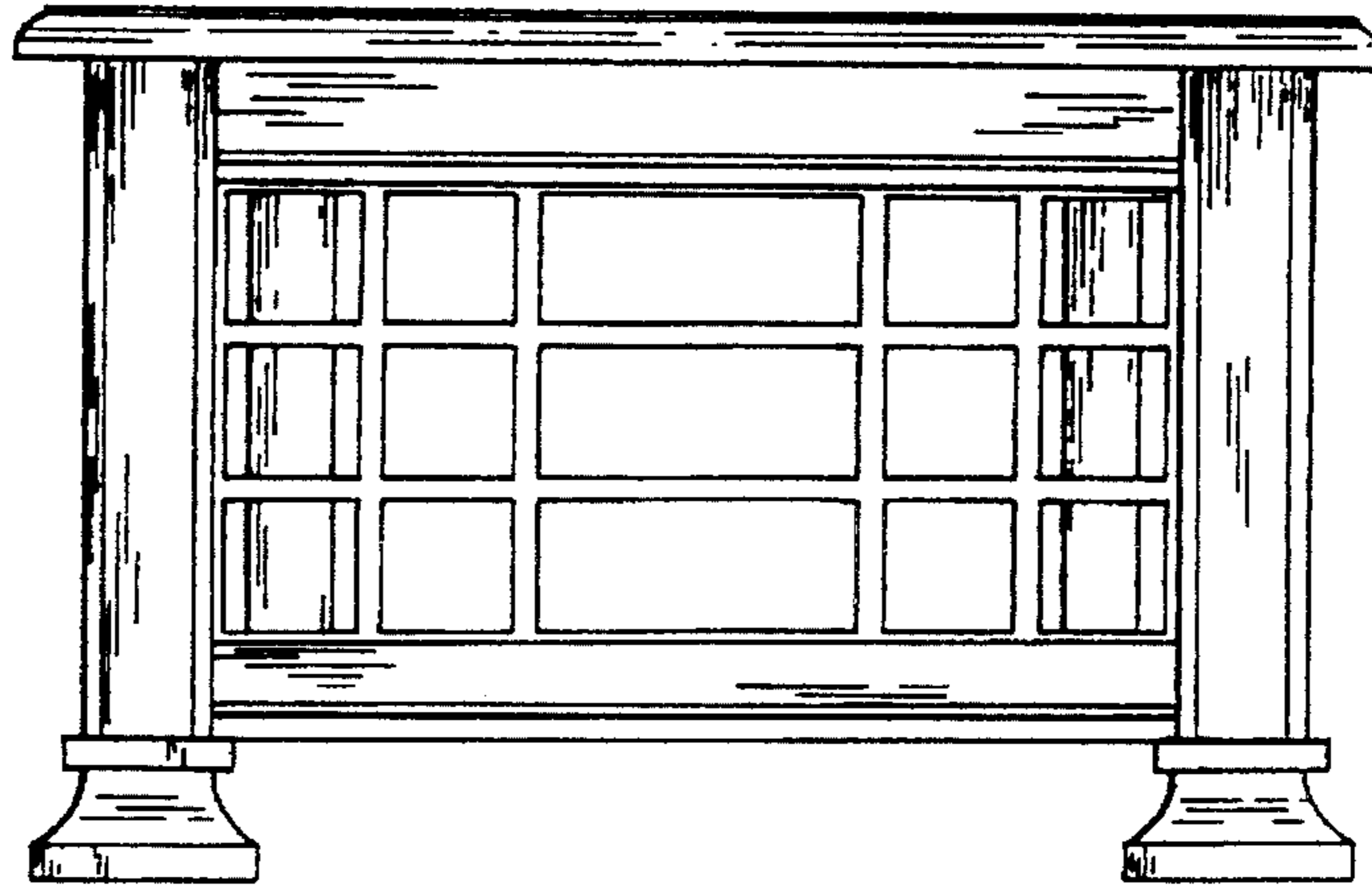


FIG. 2




FIG. 3




FIG. 4

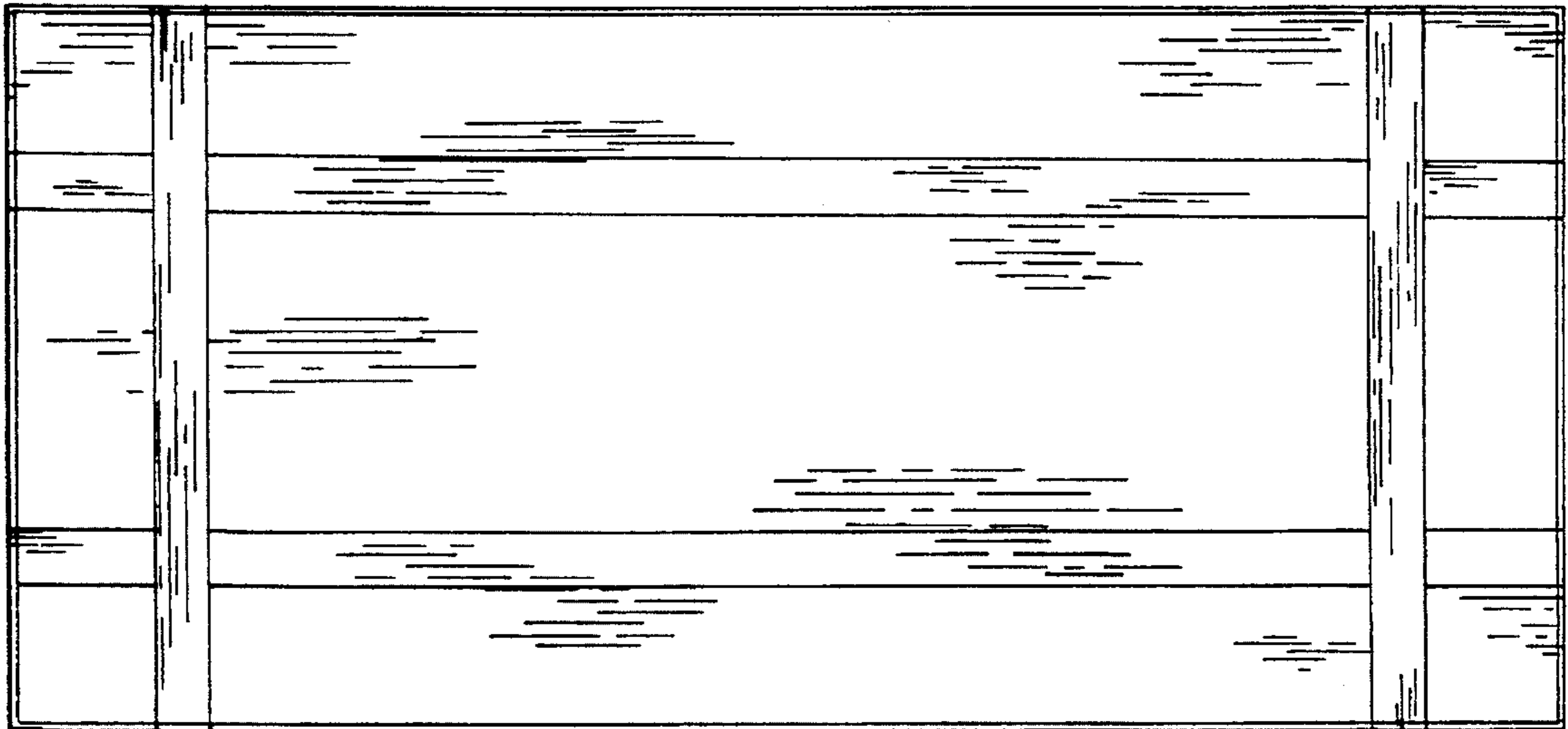


FIG. 5