



US00D363616S

United States Patent [19]

Allen

[11] Patent Number: **Des. 363,616**

[45] Date of Patent: ****Oct. 31, 1995**

[54] **GROUND INSERTED HELICAL STAFF SUPPORT**

[76] Inventor: **Andrew J. Allen**, 1735 LeGaye Dr., Cardiff, Calif. 92007

[**] Term: **14 Years**

[21] Appl. No.: **16,271**

[22] Filed: **Dec. 13, 1993**

[52] U.S. Cl. **D6/417**

[58] Field of Search D6/396, 417; 248/87, 248/156, 530, 545; 135/98, 99

[56] **References Cited**

U.S. PATENT DOCUMENTS

2,168,830	8/1939	Schroth	248/545
2,653,688	9/1953	Gordon	248/156
3,586,274	6/1971	Hart	248/530
3,743,289	7/1973	Golomb	248/156 X
4,832,338	5/1983	Magazzi	248/530 X

5,098,057 3/1992 Gran et al. 248/530

FOREIGN PATENT DOCUMENTS

28789 12/1909 United Kingdom 248/156

Primary Examiner—Carmen H. Vales-Lado
Attorney, Agent, or Firm—Lewis E. Massie



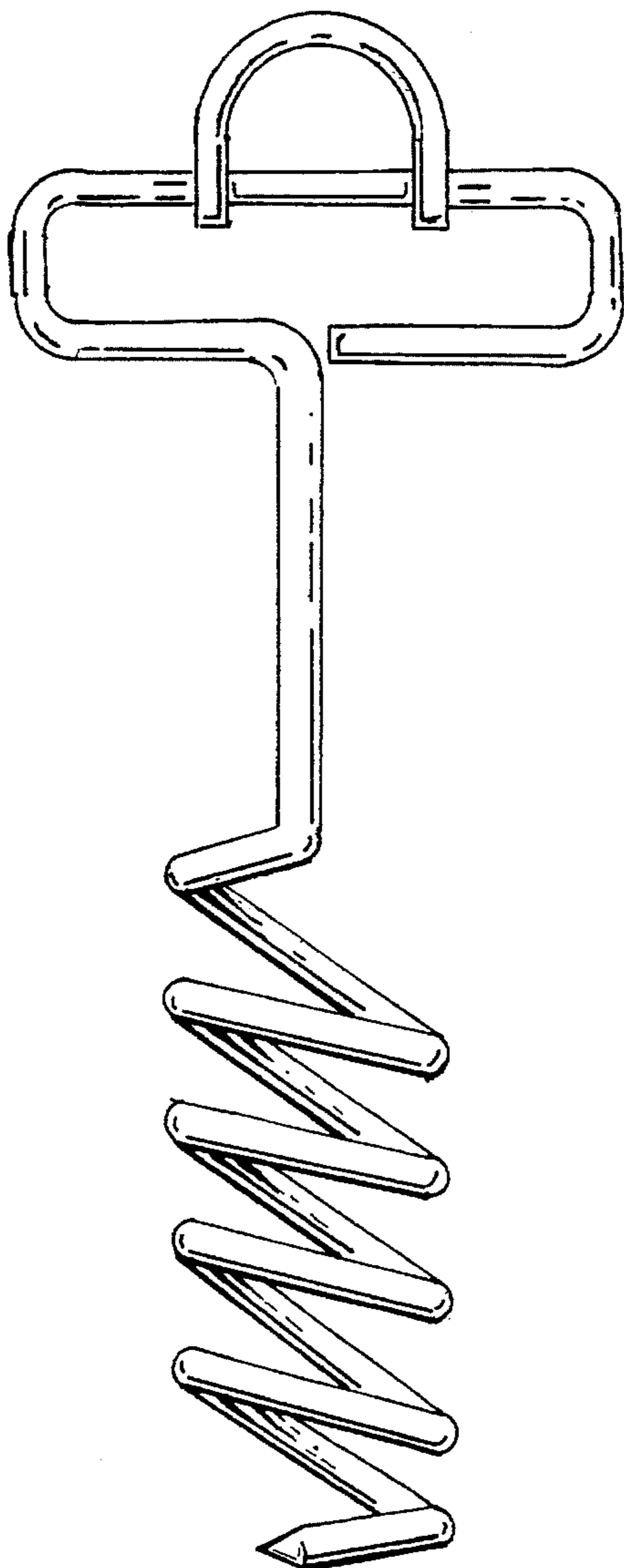
[57] **CLAIM**

The ornamental design for a ground inserted helical shaft support, as shown and described.

DESCRIPTION

FIG. 1 is a front elevational view of a ground inserted helical shaft support showing my new design; FIG. 2 is a right side elevational view, the left side being a mirror image thereof; and, FIG. 3 is a side elevational view in position of use, the broken line showing of an umbrella and ground are for illustrative purposes only.

1 Claim, 1 Drawing Sheet



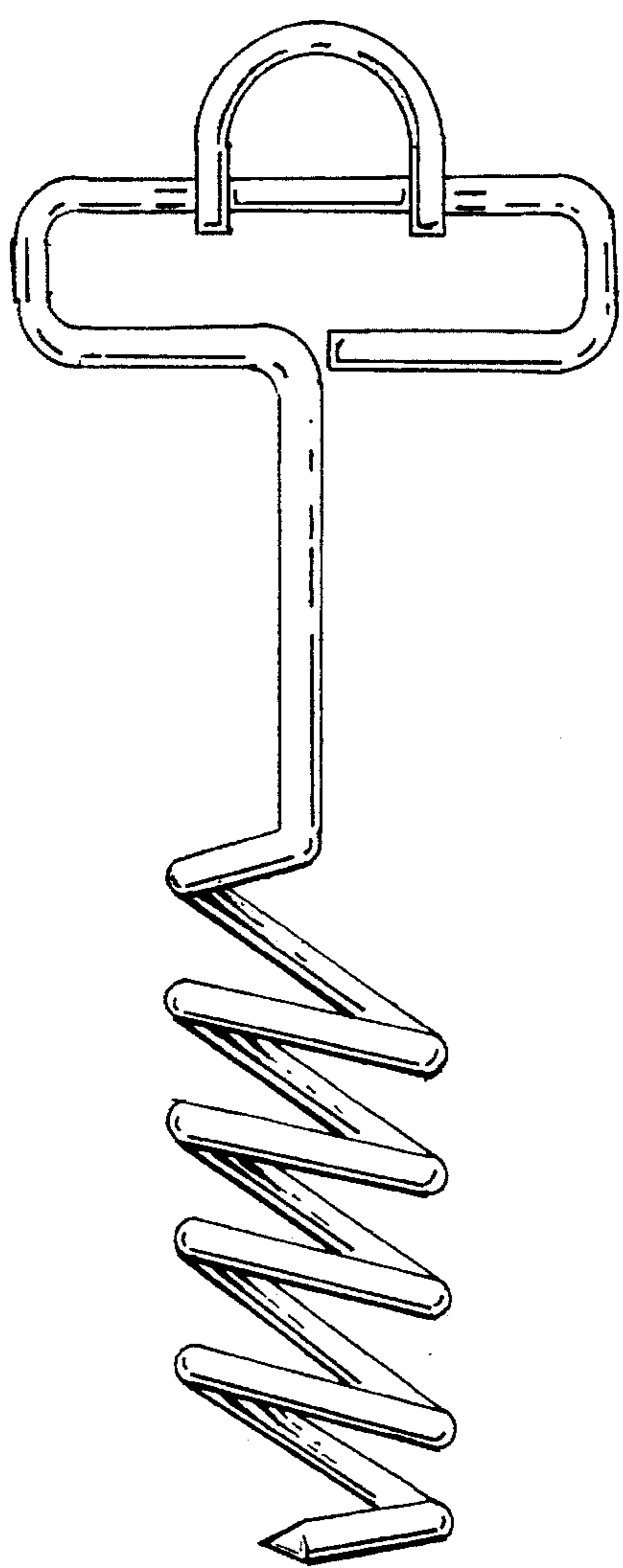



FIG.1

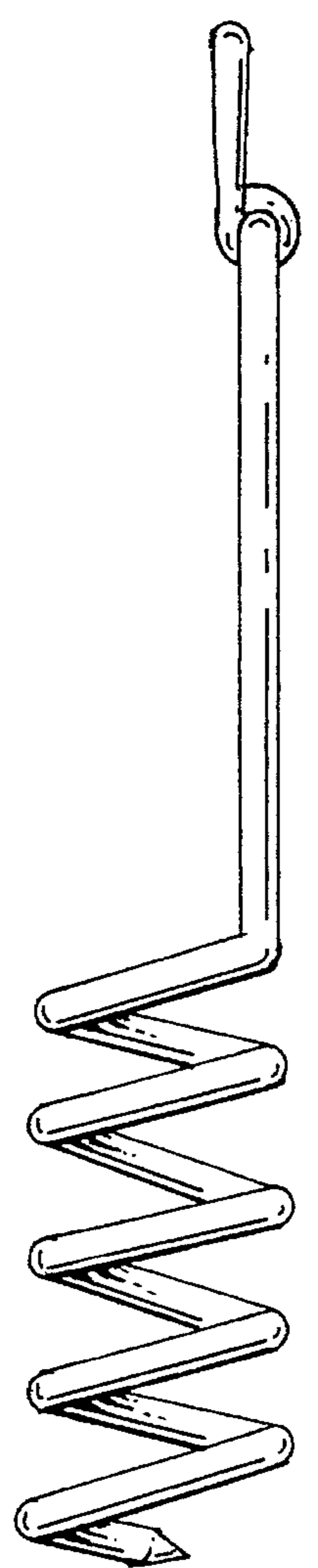


FIG.2

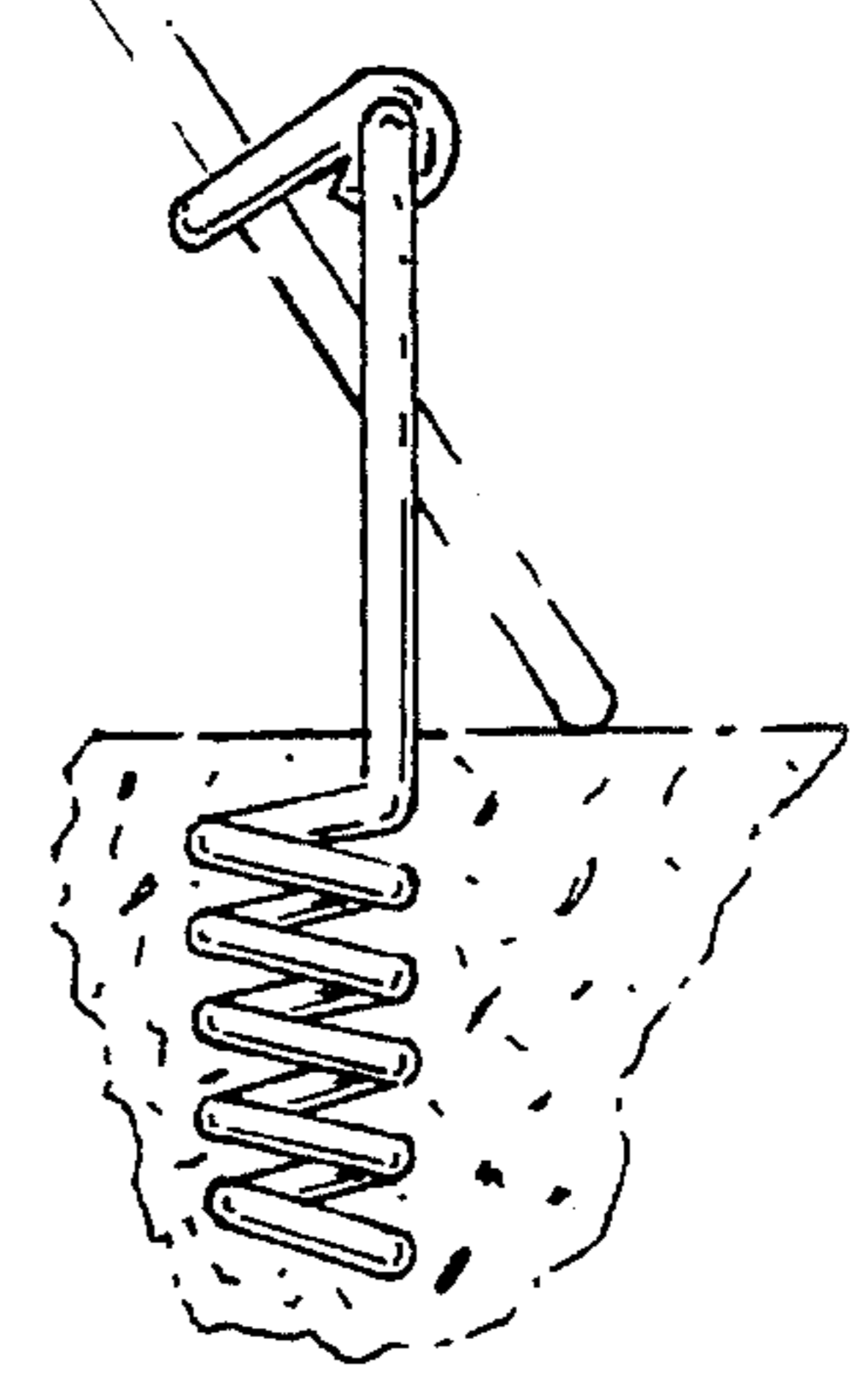


FIG.3