



US00D363594S

# United States Patent [19]

[11] Patent Number: **Des. 363,594**

**Nethken, Jr.**

[45] Date of Patent: **\*\*Oct. 31, 1995**

[54] CAMOUFLAGE SKIRT

[76] Inventor: **Howard W. Nethken, Jr.**, Rte. 3 Box  
107B, Elkins, W. Va. 26241

[\*\*] Term: **14 Years**

4,656,065	4/1987	Yacovella .	
4,662,008	5/1987	Weiser .	
4,792,471	12/1988	Lee .	
5,010,589	4/1991	Hamilton .	
5,203,033	4/1993	Sheppard, Sr. et al. .	
5,327,586	7/1994	Evans et al. ....	2/211

[21] Appl. No.: **26,351**

*Primary Examiner*—C. A. Murphy

[22] Filed: **Jul. 25, 1994**

[57] **CLAIM**

[52] U.S. Cl. .... **D2/852; D2/851**

The ornamental design for the camouflage skirt, as shown and described.

[58] Field of Search ..... D2/851, 853, 722,  
D2/741, 852, 862; 2/47, 48, 211, 79, 900;  
D5/25, 55

### DESCRIPTION

[56] **References Cited**

#### U.S. PATENT DOCUMENTS

D. 35,843	4/1902	Guidez .....	D2/851
D. 128,989	8/1941	Leser .....	D2/851
D. 132,851	4/1942	Stricker .....	D2/851
D. 166,663	5/1952	Friedman .....	D2/851
988,350	4/1911	Kelsey .....	2/211
1,104,185	7/1914	George .....	2/211
1,695,590	12/1928	Jensen .....	2/79
2,315,832	4/1983	Wiley .....	D2/853

FIG. 1 is a front elevational view of the camouflage skirt showing my new design;  
 FIG. 2 is a rear elevational view thereof;  
 FIG. 3 is a left side elevational view thereof;  
 FIG. 4 is a right side elevational view thereof;  
 FIG. 5 is a top plan view thereof; and,  
 FIG. 6 is a bottom plan view thereof.  
 The shading in the rectangular strip shown along the top side in FIGS. 1 and 2 represents hook and loop fabric material.

**1 Claim, 3 Drawing Sheets**

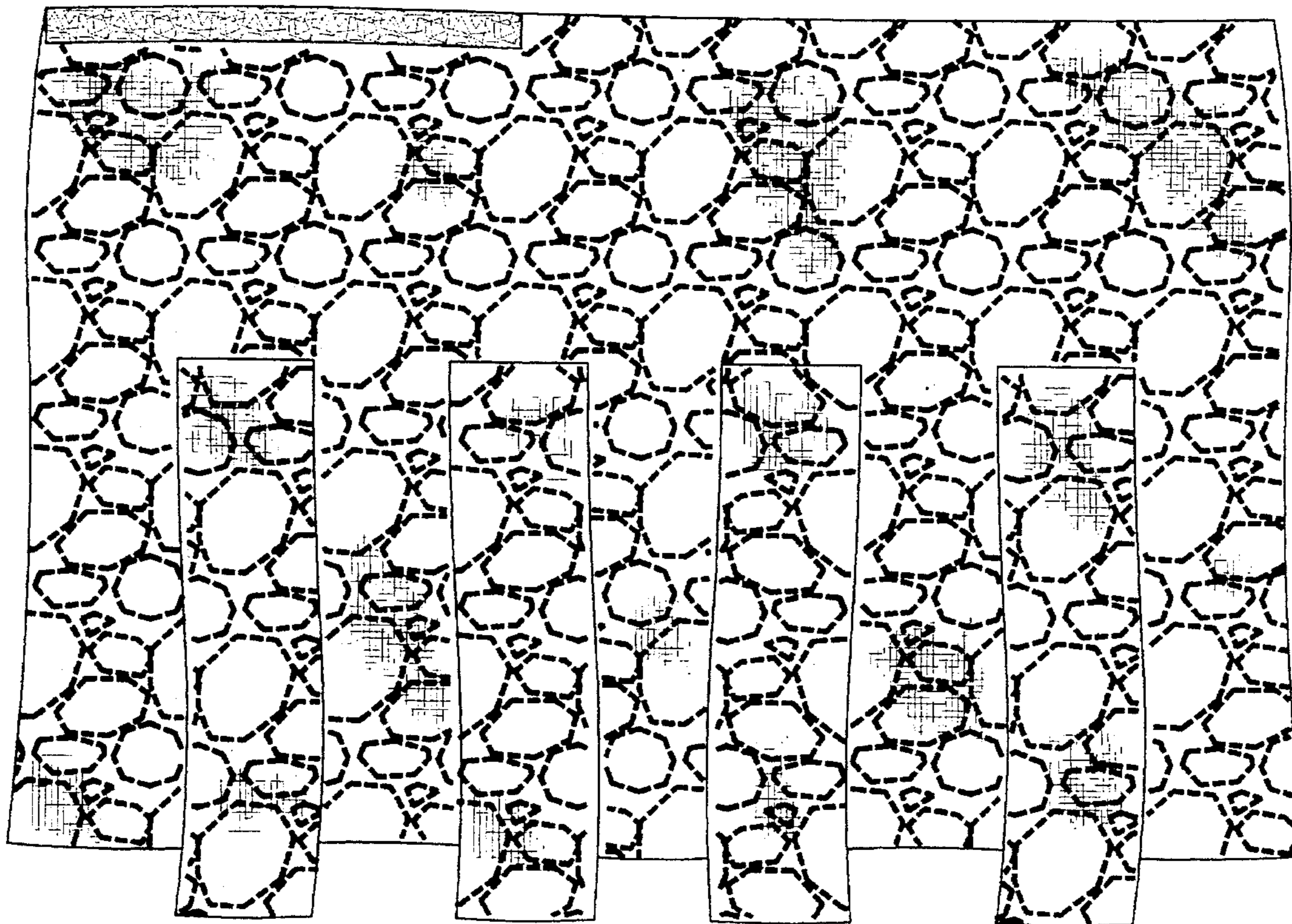


FIG. 1

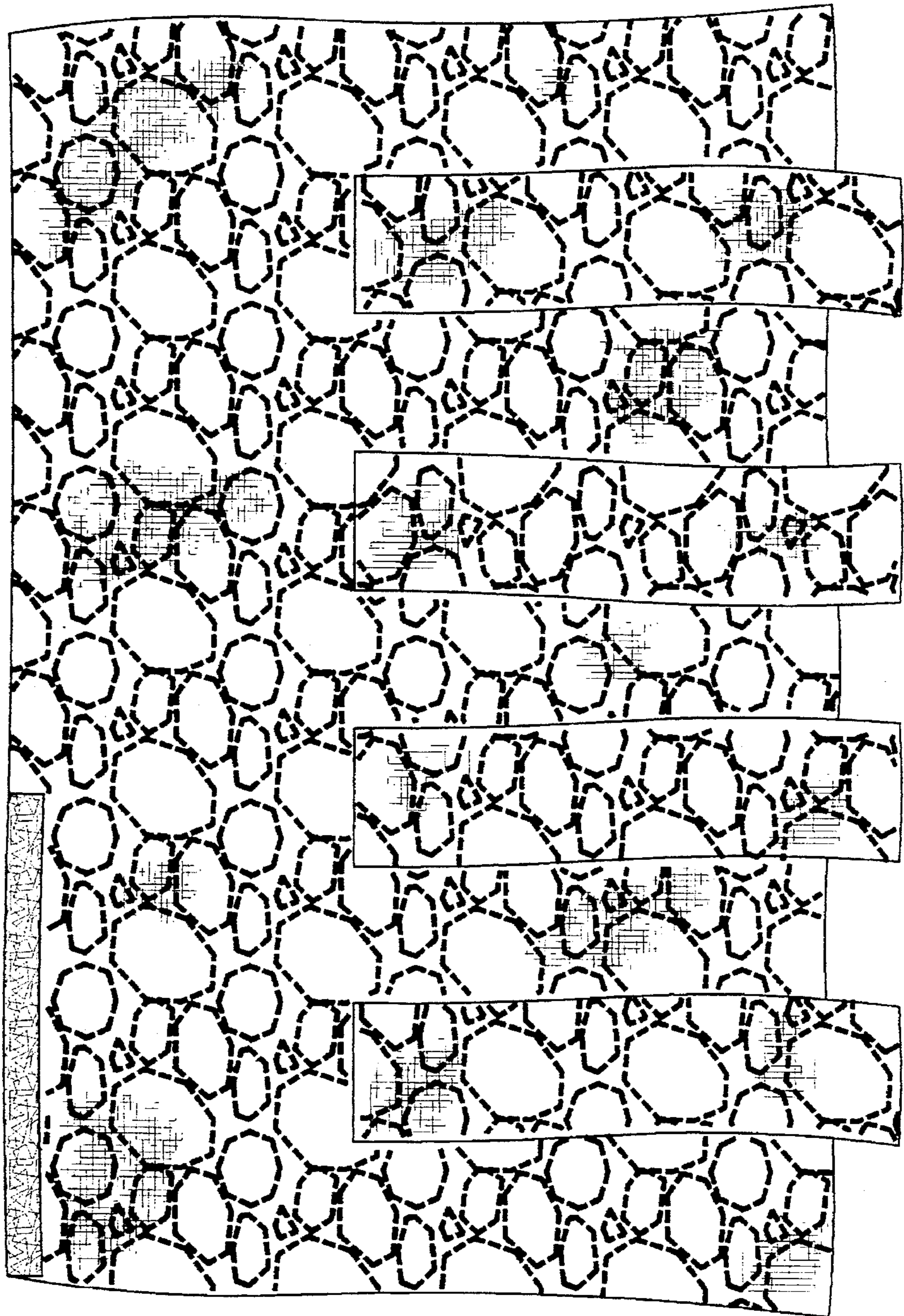


FIG. 2

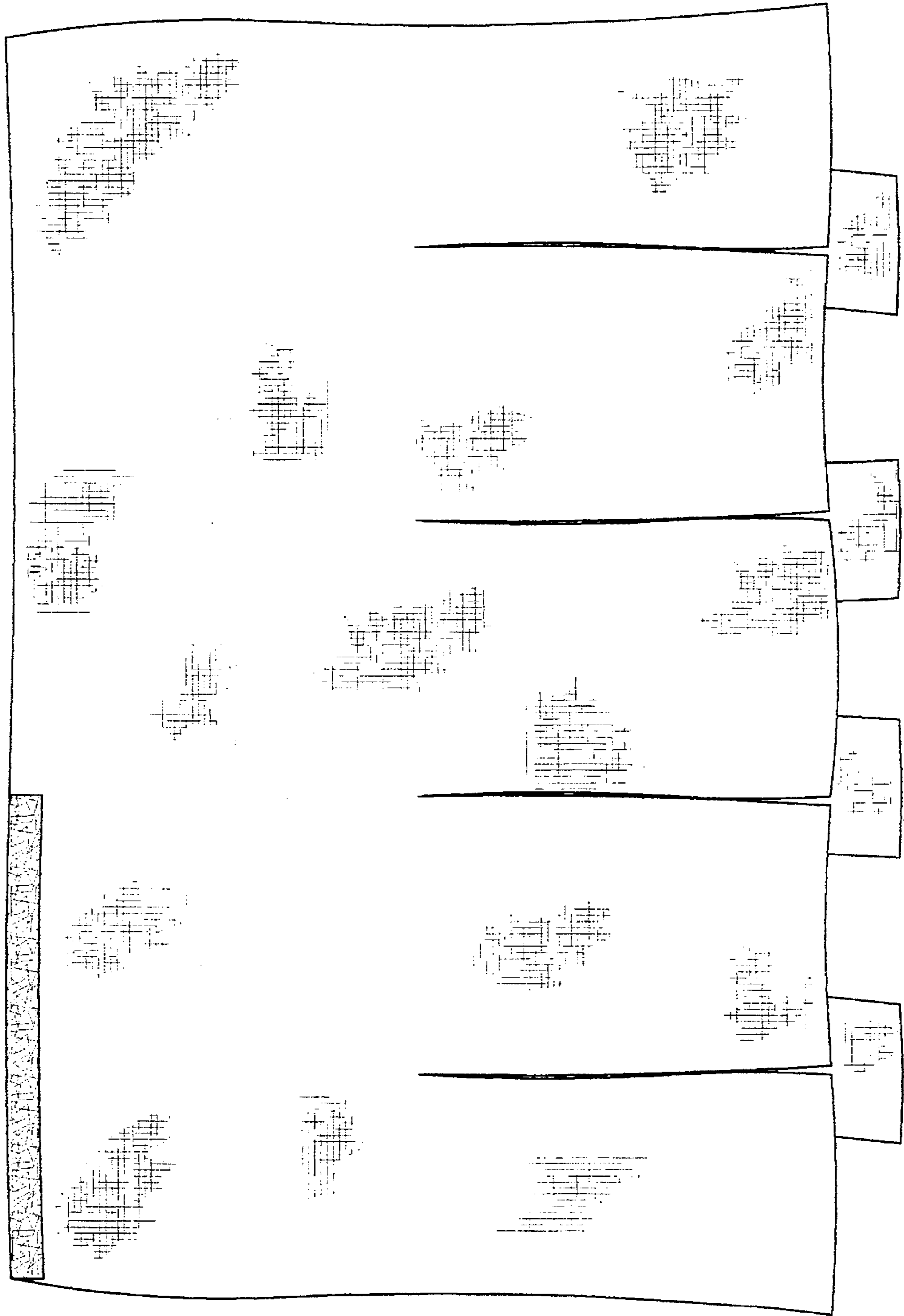


FIG. 3



FIG. 4



FIG. 5

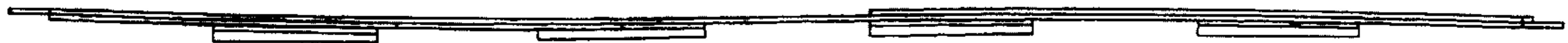


FIG. 6

