



US00D363546S

United States Patent [19]
Morgan

[11] **Patent Number: Des. 363,546**
[45] **Date of Patent: **Oct. 24, 1995**

[54] **CRANIAL BONE PLATE**

[75] Inventor: **Frank H. Morgan**, Las Vegas, Nev.

[73] Assignee: **TiMesh, Inc.**, Las Vegas, Nev.

[**] Term: **14 Years**

[21] Appl. No.: **22,333**

[22] Filed: **May 3, 1994**

[52] U.S. Cl. **D24/155; D10/104; D24/140; D24/145**

[58] **Field of Search** **D24/155, 145, D24/140; 606/69, 71, 70; D10/104; D8/60**

[56] **References Cited**

U.S. PATENT DOCUMENTS

5,139,497 8/1992 Tilghman et al. 606/69
5,201,737 4/1993 Leibinger et al. 606/69

Primary Examiner—Louis S. Zarfes
Assistant Examiner—I. Simmons
Attorney, Agent, or Firm—Philip D. Junkins

[57] **CLAIM**

The ornamental design for a cranial bone plate, as shown and described.

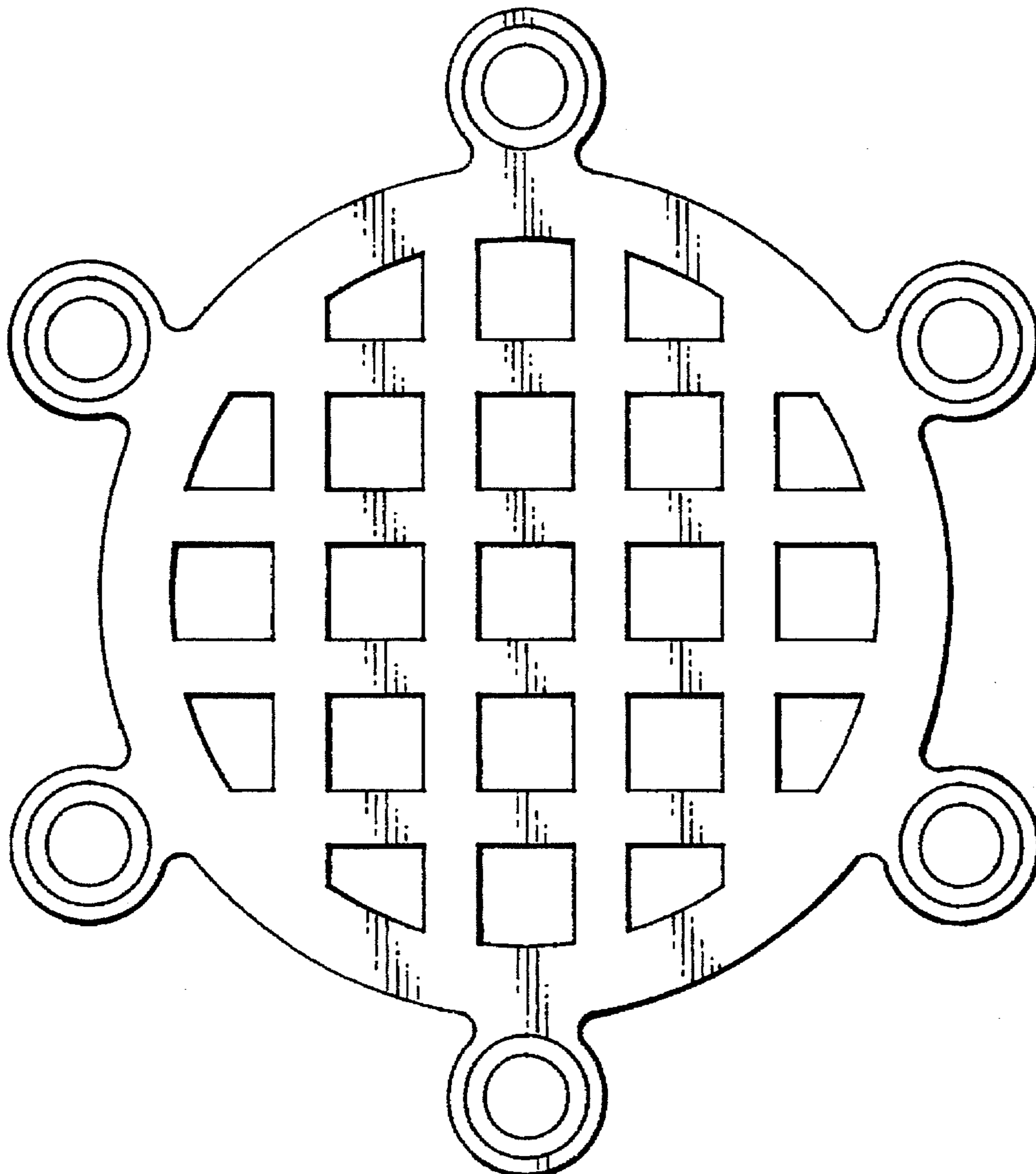
DESCRIPTION

FIG. 1 is a top plan view showing my new design for a cranial bone plate, the bottom plan view being a mirror image thereof;

FIG. 2 is a right side elevation view of the cranial bone plate, the left side elevation view being a mirror image thereof; and,

FIG. 3 is a rear elevation view of the cranial bone plate, the front elevation view being a mirror image thereof.

1 Claim, 1 Drawing Sheet






FIG. 3.

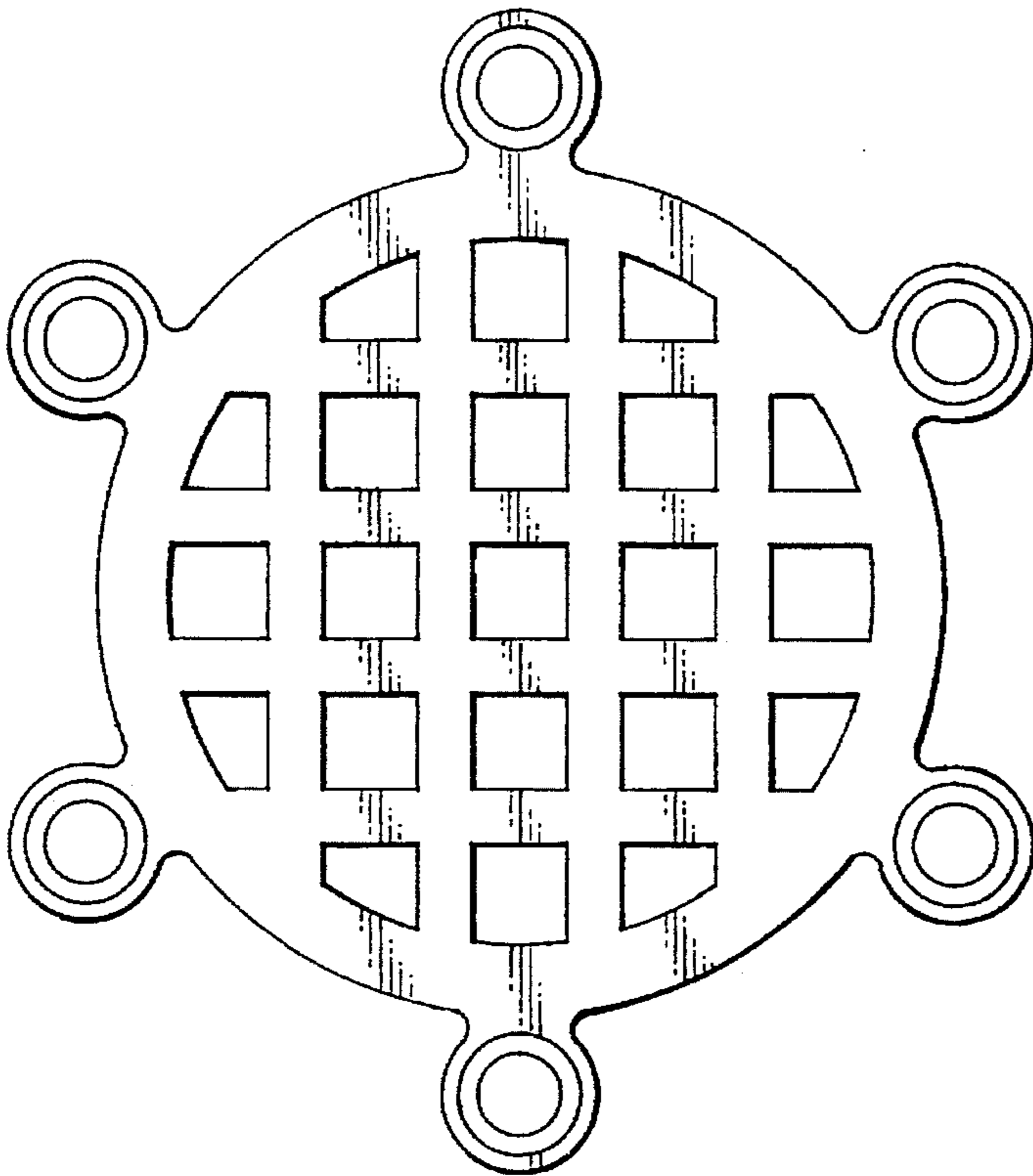


FIG. 1.



FIG. 2.